

[54] **MOUSE**

[75] **Inventor: Stevens Lin, Taipei, Taiwan**

[73] **Assignee: Multitech Industrial Corporation,
Taipei, Taiwan**

[*] **Notice: The portion of the term of this patent
subsequent to Jan. 23, 2004 has been
disclaimed.**

[**] **Term: 14 Years**

[21] **Appl. No.: 84,508**

[22] **Filed: Aug. 12, 1987**

[52] **U.S. Cl. D14/114**

[58] **Field of Search D14/100, 106, 107, 114,
D14/116; D13/32, 38; D21/48, 188, 189, 153;
74/471 XY; 178/18, 19; 200/5 A, 5 R, 6 A, 6 R;
340/706, 709, 710, 711; 341/22, 23; 273/148 B;
382/13**

[56] **References Cited**

U.S. PATENT DOCUMENTS

D. 281,164	10/1985	Kim	D14/114
D. 283,818	5/1986	Skaggs	D13/38 X
D. 284,284	6/1986	Manock et al.	D14/114
D. 288,569	3/1987	Ida	D14/114
4,550,316	10/1985	Whetstone et al.	340/710
4,581,761	4/1986	Ichinokawa et al.	382/13
4,613,853	9/1986	Hosogoe et al.	340/710

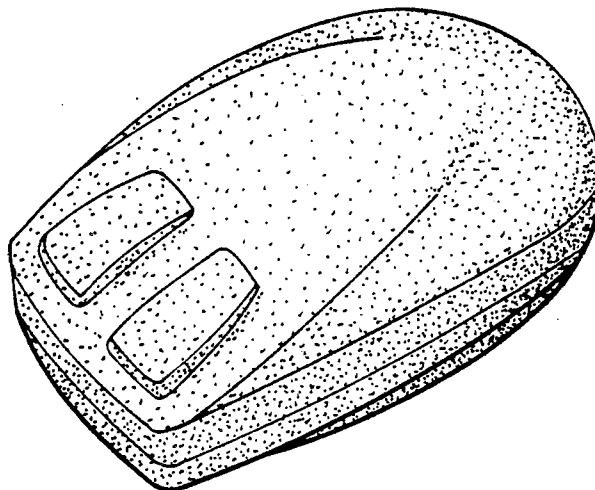
Primary Examiner—Susan J. Lucas
Assistant Examiner—Freda Selma-Nunn
Attorney, Agent, or Firm—Bucknam and Archer

[57] **CLAIM**

The ornamental design for a mouse, as shown.

DESCRIPTION

FIG. 1 is a perspective view of a mouse showing my new design;
FIG. 2 is a front elevational view thereof;
FIG. 3 is a rear elevational view thereof;
FIG. 4 is a top plan view thereof;
FIG. 5 is a bottom plan view thereof;
FIG. 6 is a left side elevational view thereof; and
FIG. 7 is a right side elevational view thereof.



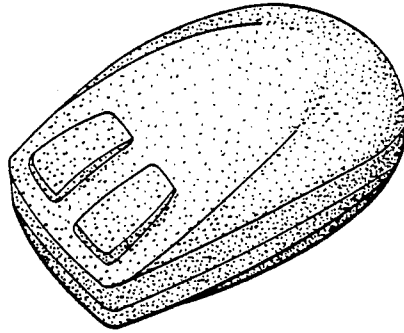


FIG. 1

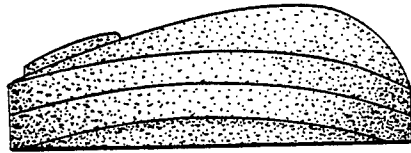


FIG. 2

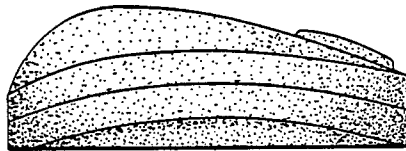


FIG. 3

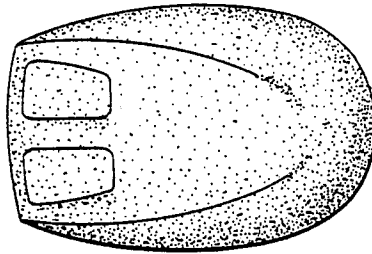


FIG. 4

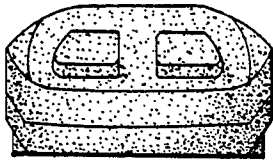


FIG. 6

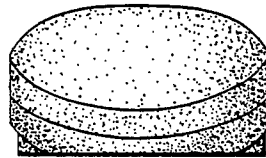


FIG. 7

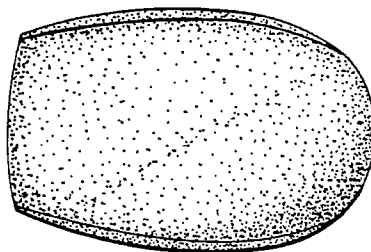


FIG. 5