



US00D918071S

(12) **United States Design Patent**
Nothacker et al.

(10) **Patent No.:** **US D918,071 S**

(45) **Date of Patent:** **** *May 4, 2021**

(54) **BIOMONITORING WRISTBAND**

(71) Applicant: **KHN Solutions, Inc.**, San Francisco, CA (US)

(72) Inventors: **Keith Harry Nothacker**, San Francisco, CA (US); **William Tammen**, San Francisco, CA (US); **Imraan Aziz**, San Francisco, CA (US); **Raymond Kampmeier**, San Francisco, CA (US)

(73) Assignee: **KHN Solutions, Inc.**, San Francisco, CA (US)

(*) Notice: This patent is subject to a terminal disclaimer.

(**) Term: **15 Years**

(21) Appl. No.: **29/688,160**

(22) Filed: **Apr. 18, 2019**

(51) **LOC (13) Cl.** **10-04**

(52) **U.S. Cl.**
USPC **D10/70; D24/167; D24/186**

(58) **Field of Classification Search**
USPC D10/30-39, 70, 78, 97, 98; D11/3; D14/138 R, 203.5, 203.6, 203.7, 341, D14/344; D24/167, 186
CPC .. A44C 5/00-5/16; A44C 5/0015; A44C 5/02; A44C 5/14; G04B 37/00-37/228; G04B 45/0069; G04B 47/04; G04B 19/00-19/34; G04B 21/12; G04B 23/12; G04B 47/00-47/068; G04B 47/065; G04B 47/066; G04B 37/1486; G01C 17/00; G01C 21/00-21/3697; G01C 22/00-22/025; G01C 23/00-23/005; G01C 21/16; G01P 1/00-1/26; G01P 15/00-15/18; A63B 24/00-2024/0096; A63B 2213/00; A63B 69/0028; A63B 2071/0658-2071/0666; A63B 2220/00-2220/89; A63B 2225/02; A63B 71/06; A63B 26/00; A63B 24/0075; A63B 2071/0663; A63B 71/0686; A63B

24/0062; A63B 24/0084; A63B 2024/0068; A63B 2024/0078; A63B 2024/0056; A63B 2071/0625; A63B 2071/003; A63B 2071/063; A63B 2071/065; A63B 2071/068; A63B 2071/0675; A63B 2220/40; A63B 2220/803; A63B 2220/12;

(Continued)

(56) **References Cited**

U.S. PATENT DOCUMENTS

D706,159 S * 6/2014 Ma D11/3
D715,675 S * 10/2014 Ma D11/3
D735,068 S * 7/2015 Garcia Pla D11/3

* cited by examiner

Primary Examiner — Antoine Duval Davis

(74) *Attorney, Agent, or Firm* — Jeffrey Schox; Caitlin Ploch

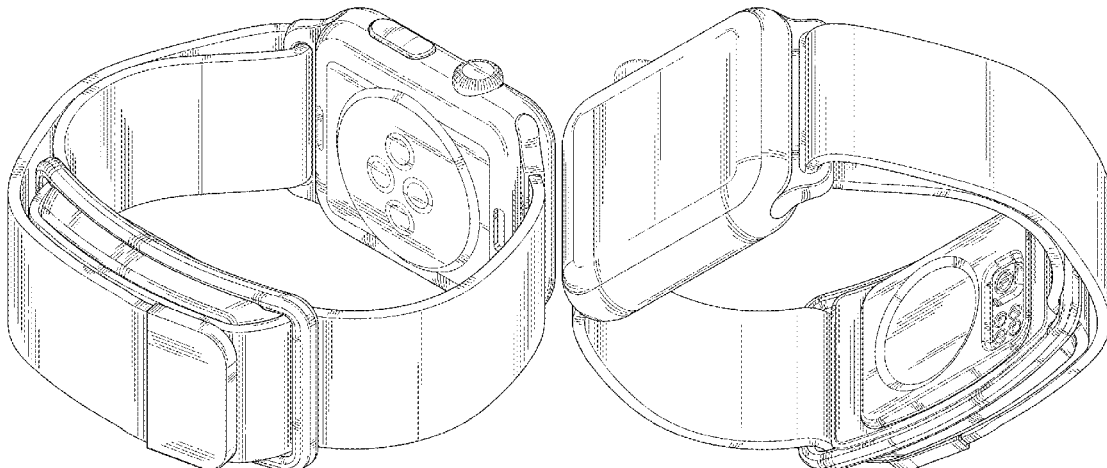
(57) **CLAIM**

We claim the ornamental design for a biomonitoring wristband, as shown and described.

DESCRIPTION

FIG. 1 is an isometric view from the front, bottom, right of the biomonitoring wristband.
FIG. 2 is an isometric view from the back, top, left of the biomonitoring wristband.
FIG. 3 is an elevation view from the front of the biomonitoring wristband.
FIG. 4 is an elevation view from the back of the biomonitoring wristband.
FIG. 5 is an elevation view from the right of the biomonitoring wristband.
FIG. 6 is an elevation view from the left of the biomonitoring wristband.
FIG. 7 is a plan view from the top of the biomonitoring wristband; and,
FIG. 8 is a plan view from the bottom of the biomonitoring wristband.

(Continued)



The broken lines depict environment that forms no part of the claimed design.

1 Claim, 3 Drawing Sheets

(58) **Field of Classification Search**

CPC A63B 2220/20; A63B 2220/22; A63B 2220/30; A63B 2225/50; A63B 2225/06; A63B 2230/75; A63B 2024/0065; A63B 2024/0081; A63B 2220/51; A63B 2220/62; A63B 2220/836; A63C 11/02; A61B 5/0537; A61B 5/4872; A61B 5/6831; A61B 5/4869; A61B 5/0858; A61B 5/1075; A61B 5/107; A61B 5/4875; A61B 5/4878; A61B 5/4881; A61B 5/61-5/6898; A61B 19/44; A61B

2019/446; A61B 71/00; A61B 5/02416; A61B 5/1118; A61B 2/721; A61B 5/002; A61B 5/112; A61B 5/1122; A61B 5/746; A61B 5/6823; A61B 5/72; A61B 5/7445; A61B 5/0022; A61B 5/14532; G04R 20/02; G04C 10/00; G04C 10/02; G08B 21/0269; G08B 21/0272; G08B 21/0286; G08B 21/0288; G08B 21/0291; G08B 21/04-21/2454; G01S 19/00-19/55; G04G 9/0064; G04G 9/0005; G04G 17/00; G04G 17/04; G04G 17/08; G04G 21/02; G04G 21/00; G04G 21/08; G06F 19/3481; G06F 3/00-3/027; G06F 1/163; G06F 3/038; G06F 3/03547; A41D 1/02; G09F 3/005; G06Q 10/00; G06Q 50/00; G09B 9/00; G09B 19/00; G04F 10/00

See application file for complete search history.

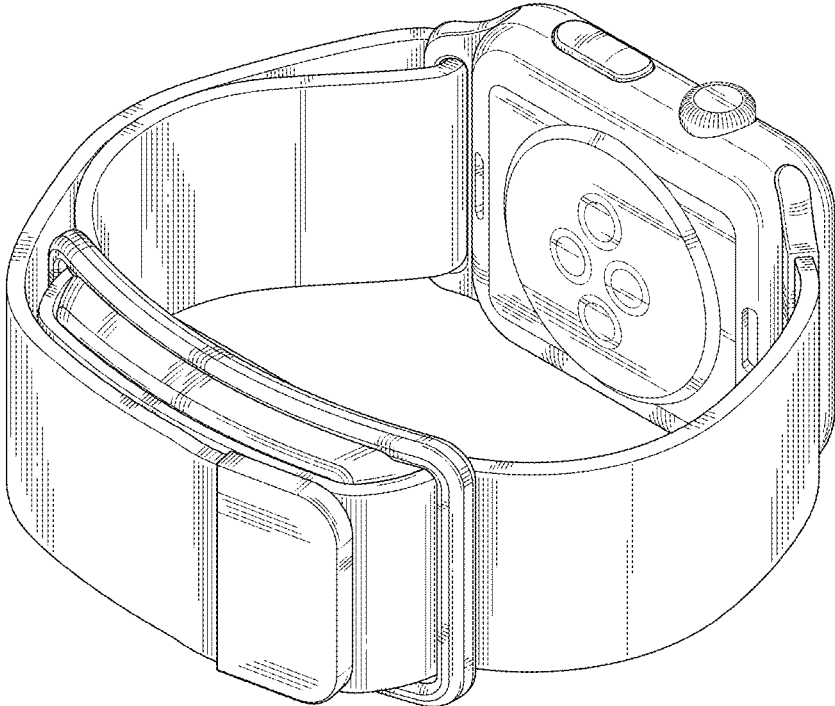


FIG. 1

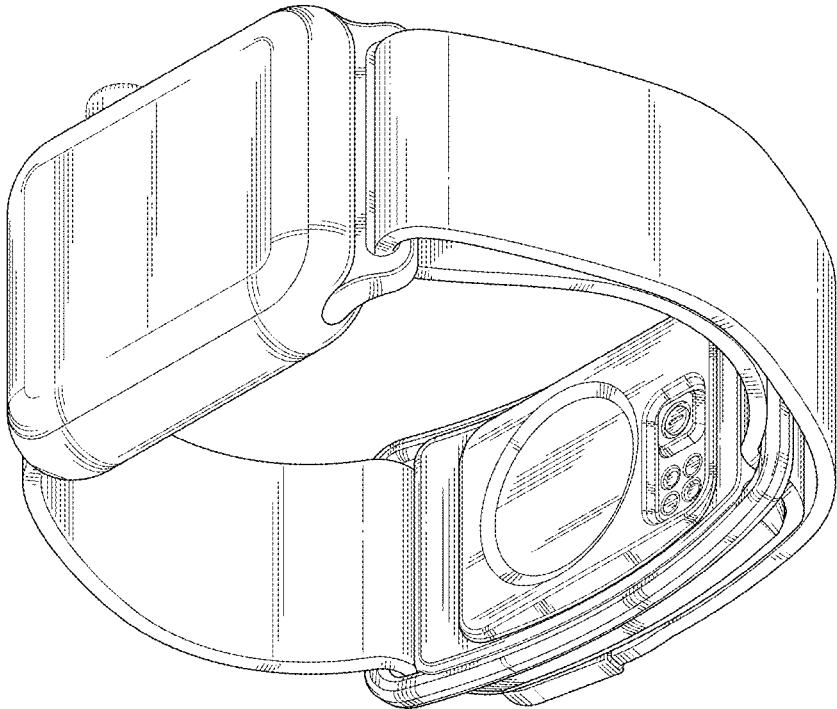


FIG. 2

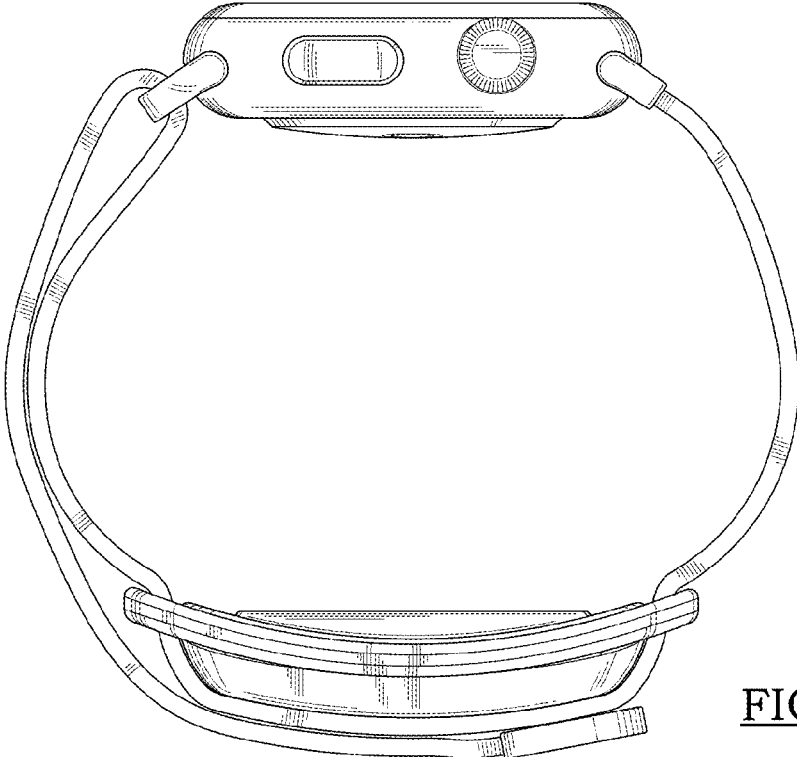


FIG. 3

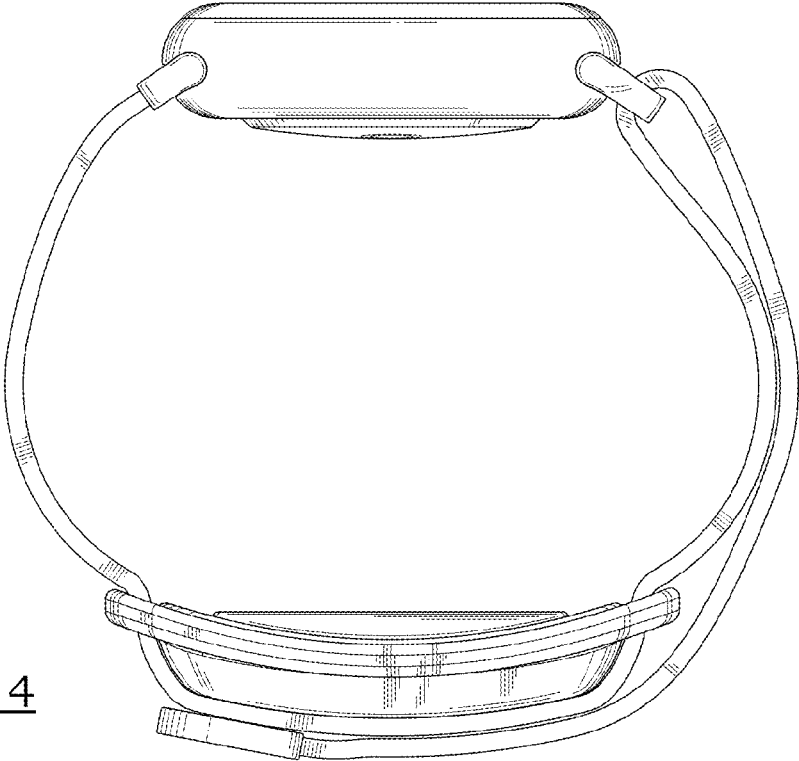


FIG. 4

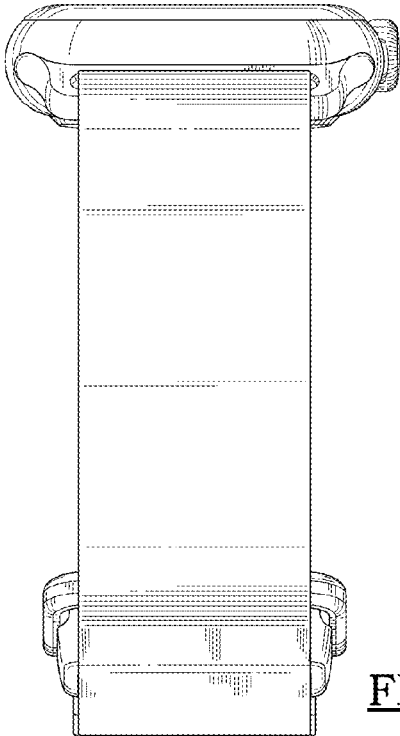


FIG. 5

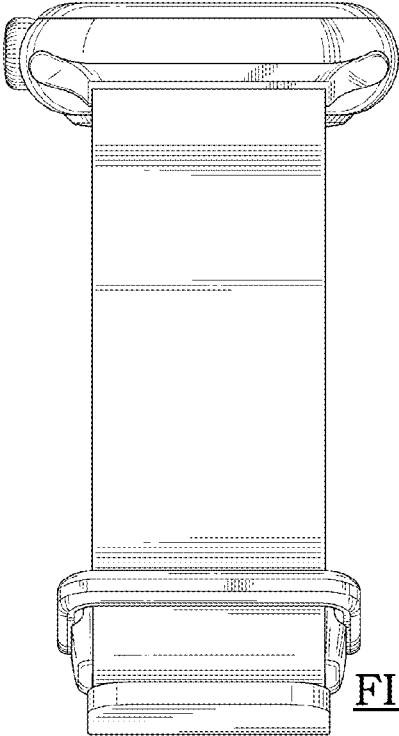


FIG. 6

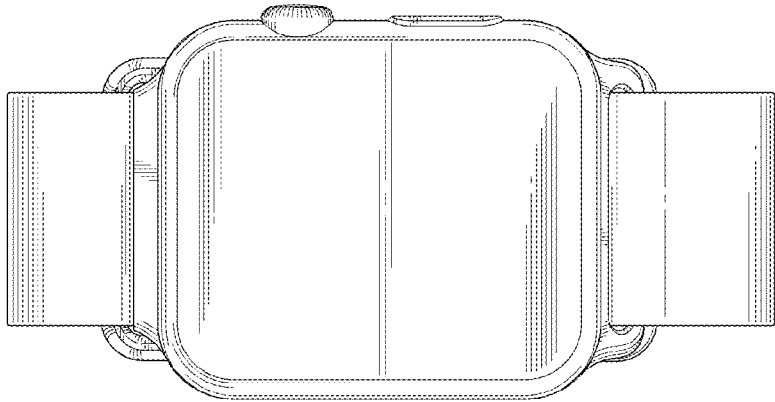


FIG. 7

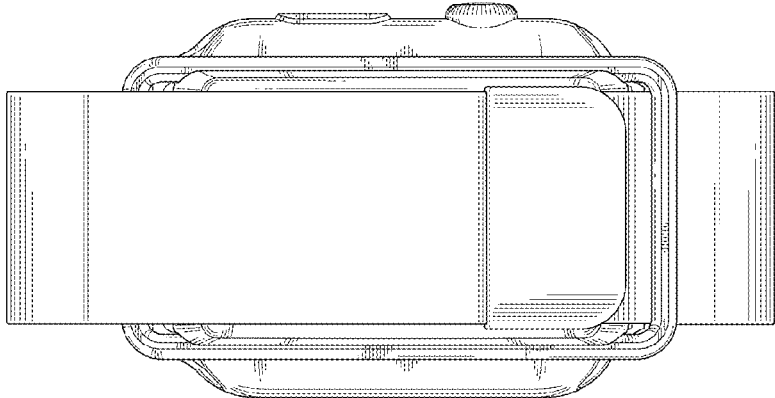


FIG. 8