



US00D387891S

United States Patent [19] Vestuti

[11] Patent Number: Des. 387,891
[45] Date of Patent: **Dec. 23, 1997

[54] SHOE OUTSOLE
[75] Inventor: Ricardo Vestuti, Portland, Oreg.
[73] Assignee: Nike, Inc., Beaverton, Oreg.
[**] Term: 14 Years
[21] Appl. No.: 62,572
[22] Filed: Nov. 19, 1996
[51] LOC (6) Cl. 02-04
[52] U.S. Cl. D2/959
[58] Field of Search D2/902, 906, 908,
D2/910, 946, 951, 953, 954, 956, 957,
959, 960, 962, 964; 36/25 R. 28, 29, 32 R,
43, 44, 59 C, 59 D, 84, 89, 101-107, 114,
132, 136

4,096,649 6/1978 Saurwein .
4,364,188 12/1982 Turner et al. .
4,481,727 11/1984 Stubblefield .
5,375,346 12/1994 Cole et al. 36/28

FOREIGN PATENT DOCUMENTS

1 235 365 5/1971 United Kingdom .

OTHER PUBLICATIONS

Nike Footwear Catalog, Late Spring 1997, published Sep. 1996; pp. 64, 151, 152, 170.
Nike Footwear Catalog, Spring 1997; published Jun. 1996; pp. 9, 41, 42, 70.
Nike Footwear Catalog, Holiday 1996; published Mar. 1995; pp. 41, 56, 101.
Nike Footwear Catalog, Fall 1996; published Nov. 1995; p. 193.
Nike Footwear Catalog, Late Spring 1996; published Sep. 1995; pp. 5, 28.

Primary Examiner—Ralf Seifert
Attorney, Agent, or Firm—Banner & Witcoff, Ltd.

[56] References Cited

U.S. PATENT DOCUMENTS

D. 149,698 5/1948 Shaffer et al. .
D. 248,428 7/1978 Watanabe .
D. 251,817 5/1979 Inohara .
D. 266,371 10/1982 Stubblefield .
D. 282,693 2/1986 Brayer et al. .
D. 286,342 10/1986 Stubblefield .
D. 287,182 12/1986 Stubblefield .
D. 287,304 12/1986 Peterson .
D. 290,660 7/1987 Selbiger .
D. 298,285 11/1988 Tong D2/954
D. 299,185 1/1989 Selbiger D2/959
D. 303,451 9/1989 Weiner .
D. 321,425 11/1991 Mitsui D2/954
D. 329,689 9/1992 Hatfield et al. .
D. 330,112 10/1992 Hatfield et al. .
D. 335,571 5/1993 Peterson .
D. 343,281 1/1994 James .
D. 347,935 6/1994 Dolinsky .
D. 354,845 1/1995 Bramani .
D. 356,666 3/1995 Ueda .
D. 368,795 4/1996 Tanaka et al. .
D. 373,012 8/1996 Nozu et al. .
D. 373,897 9/1996 Takatani et al. .
D. 373,898 9/1996 Bramani .

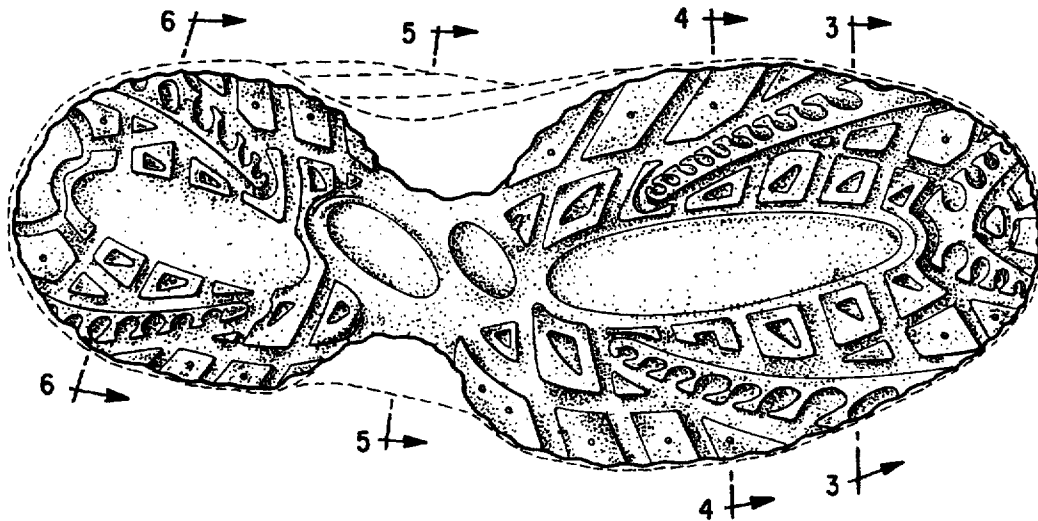
[57] CLAIM

The ornamental design for a shoe outsole, as shown and described.

DESCRIPTION

FIG. 1 is a bottom perspective view of a shoe outsole showing my new design;
FIG. 2 is a bottom plan view thereof;
FIG. 3 is a cross-sectional view taken along the line 3—3 of FIG. 2;
FIG. 4 is a cross-sectional view taken along the line 4—4 of FIG. 2;
FIG. 5 is a cross-sectional view taken along the line 5—5 of FIG. 2; and,
FIG. 6 is a cross-sectional view taken along the line 6—6 of FIG. 2.
The broken line showing of the remaining portion of a shoe outsole and a shoe upper in FIGS. 1-2 is for illustrative purposes only and forms no part of the claimed design.

1 Claim, 3 Drawing Sheets



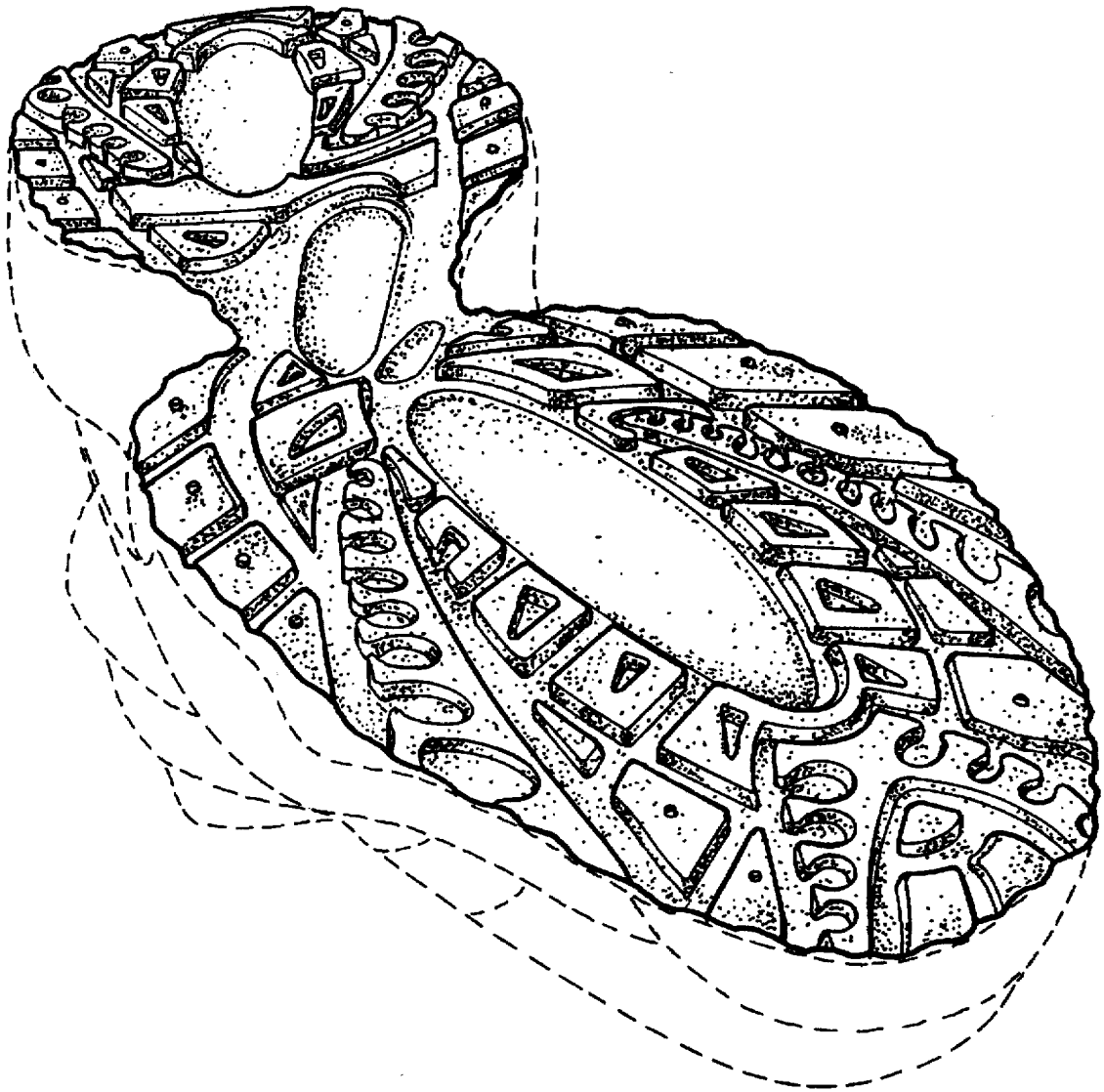


FIG. 1

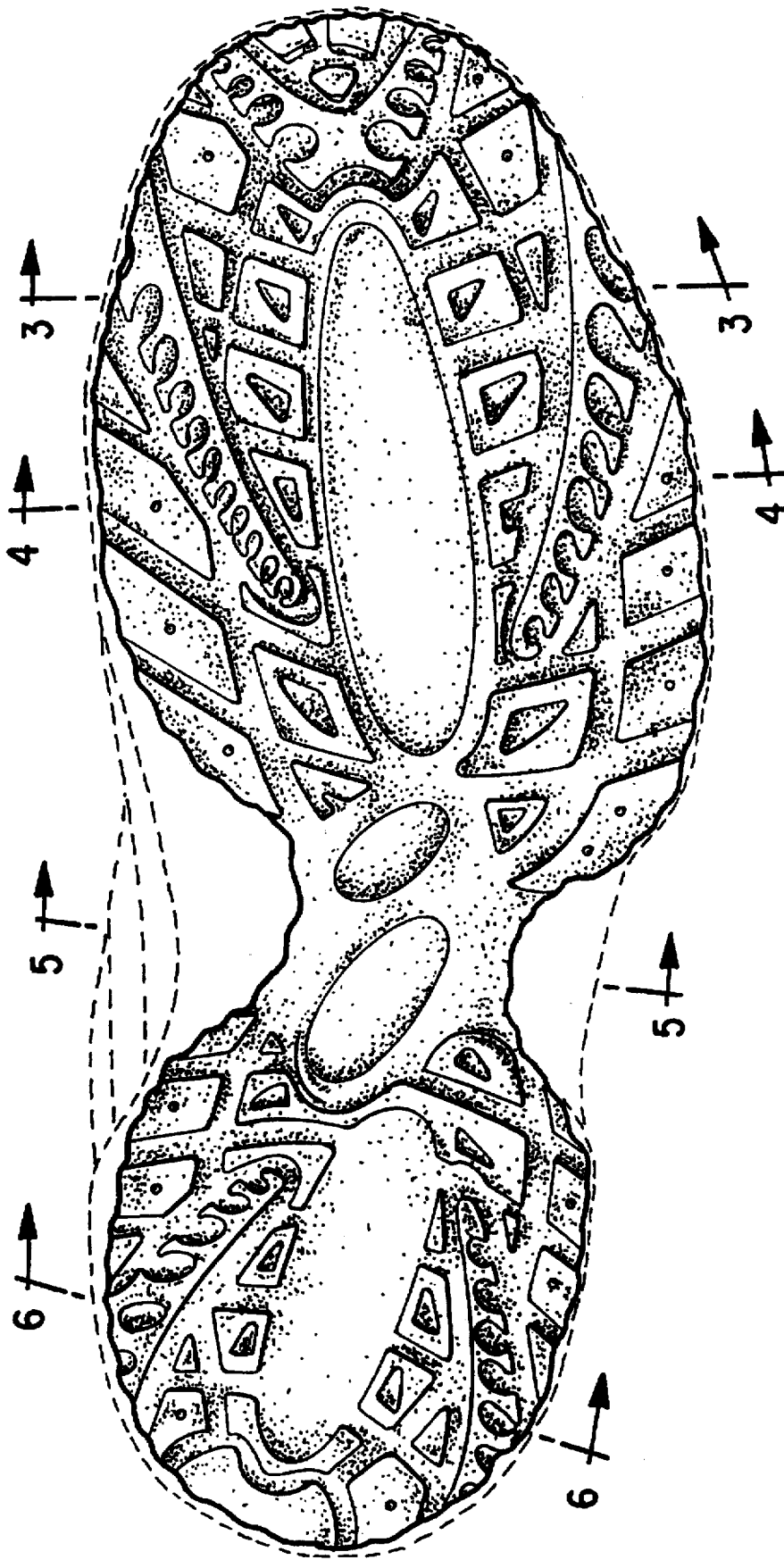


FIG. 2



FIG. 3



FIG. 4



FIG. 5



FIG. 6