



US00D828625S

(12) **United States Design Patent**
Forti et al.

(10) **Patent No.:** **US D828,625 S**
(45) **Date of Patent:** **** Sep. 11, 2018**

(54) **RAZOR**

(71) Applicant: **The Gillette Company, LLC**, Boston, MA (US)

(72) Inventors: **Alexander Stephen Forti**, Dedham, MA (US); **Robert Harold Johnson**, Hingham, MA (US); **Hong Lu**, Newton, MA (US); **Vanessa Christie**, Boston, MA (US); **Thomas Anthony Gernetzke**, Beverly, MA (US); **Michael David Tinstman**, Malden, MA (US); **Benjamin Andrew Bangser**, Los Angeles, CA (US); **Neil Dustin Lettenberger**, Boston, MA (US); **Jack Anthony Washington**, Mendon, MA (US)

(73) Assignee: **The Gillette Company LLC**, Boston, MA (US)

(**) Term: **15 Years**

(21) Appl. No.: **29/603,029**

(22) Filed: **May 5, 2017**

(51) **LOC (11) Cl.** **28-03**

(52) **U.S. Cl.**

USPC **D28/48**

(58) **Field of Classification Search**

USPC D28/46–48

CPC B26B 21/52–21/528; B26B 21/14–21/38; B26B 21/08; B26B 21/00

See application file for complete search history.

(56) **References Cited**

U.S. PATENT DOCUMENTS

D741,008 S * 10/2015 Bruno D28/47
D741,009 S * 10/2015 Bruno D28/47

D741,010 S * 10/2015 Wang D28/47
D766,506 S * 9/2016 Bruno D28/47
D790,987 S * 7/2017 Damon D28/46
D797,372 S * 9/2017 Forti D28/46
D797,373 S * 9/2017 Forti D28/48
D797,374 S * 9/2017 Forti D28/48
D797,375 S * 9/2017 Forti D28/48
D797,376 S * 9/2017 Forti D28/48
D813,455 S * 3/2018 Forti D28/48
D814,114 S * 3/2018 Forti D28/48
D814,115 S * 3/2018 Forti D28/48
D814,116 S * 3/2018 Forti D28/48

* cited by examiner

Primary Examiner — Jennifer A Rivard

(74) *Attorney, Agent, or Firm* — Joanne N. Pappas; Kevin C. Johnson

(57) **CLAIM**

The ornamental design for a razor, as shown and described.

DESCRIPTION

FIG. 1 is a perspective view of a razor of the present invention;

FIG. 2 is a front view of the razor of FIG. 1;

FIG. 3 is a back view of the razor of FIG. 1;

FIG. 4 is a right side view of the razor of FIG. 1;

FIG. 5 is a left side view of the razor of FIG. 1;

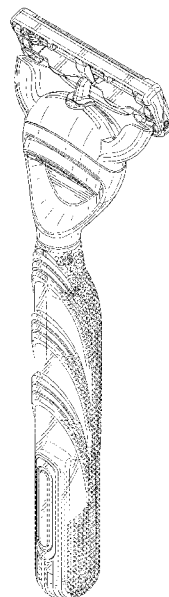
FIG. 6 is a top view of the razor of FIG. 1;

FIG. 7 is a bottom view of the razor of FIG. 1; and,

FIG. 8 is a cross-sectional view taken at 8-8 of FIG. 2.

Further, the dash broken lines are shown for illustrative purposes only and form no part of the claimed design.

1 Claim, 6 Drawing Sheets



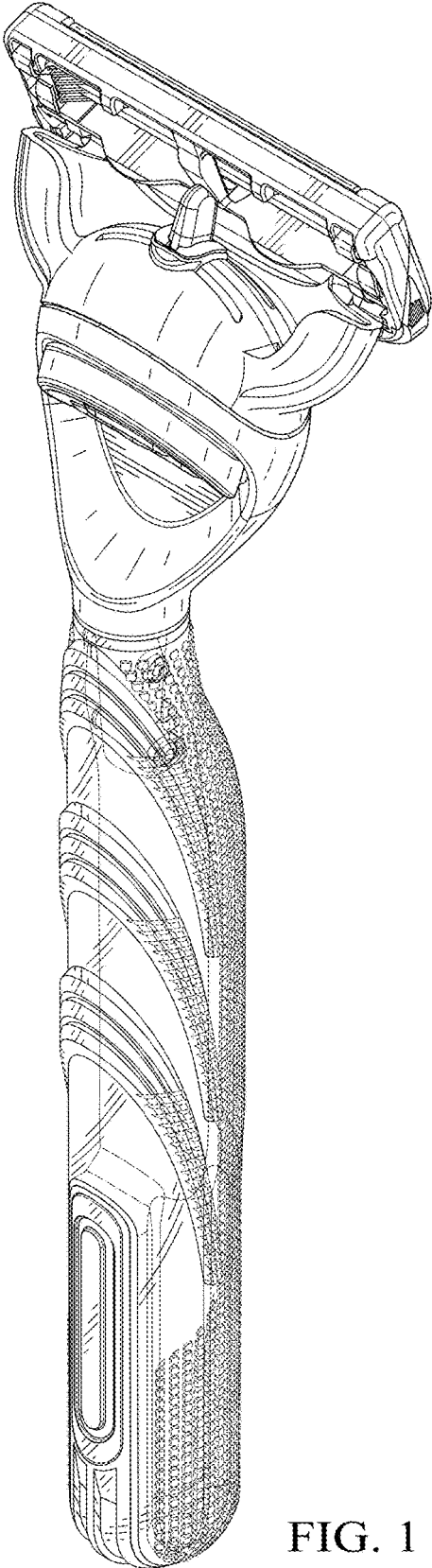


FIG. 1

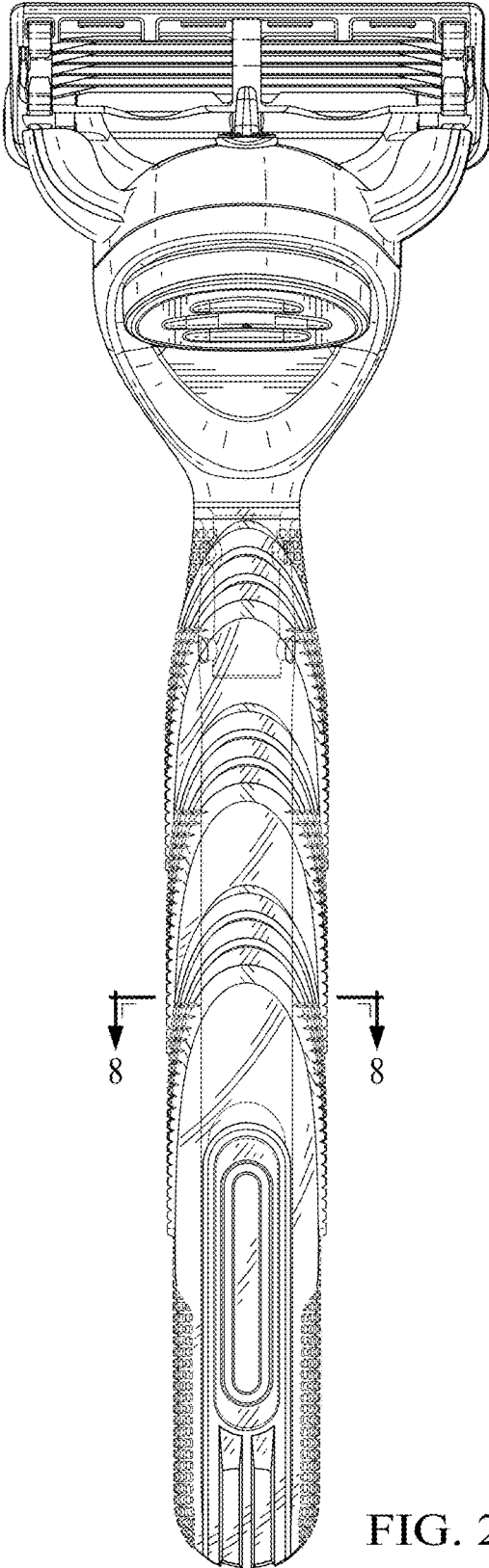


FIG. 2

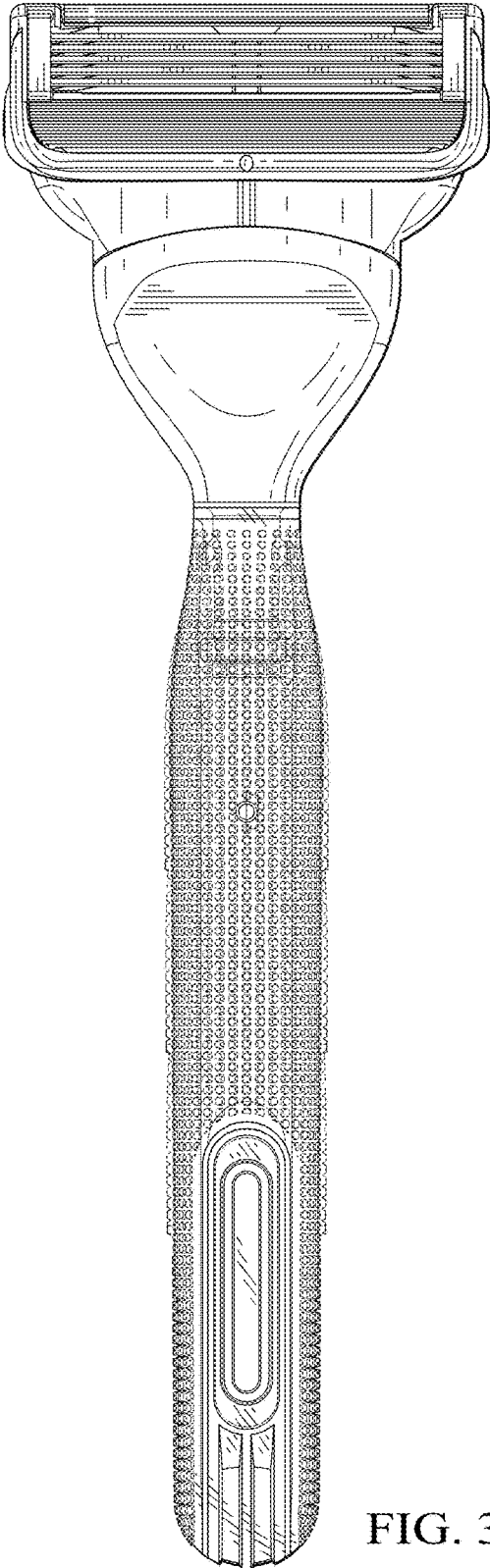


FIG. 3

FIG. 4

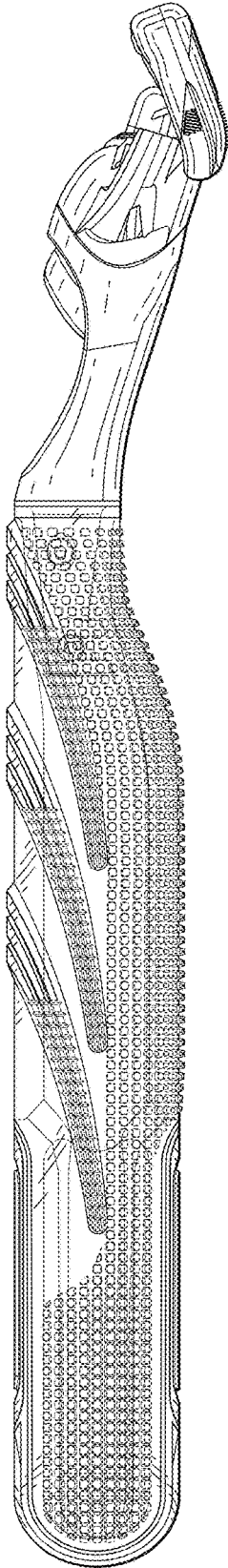
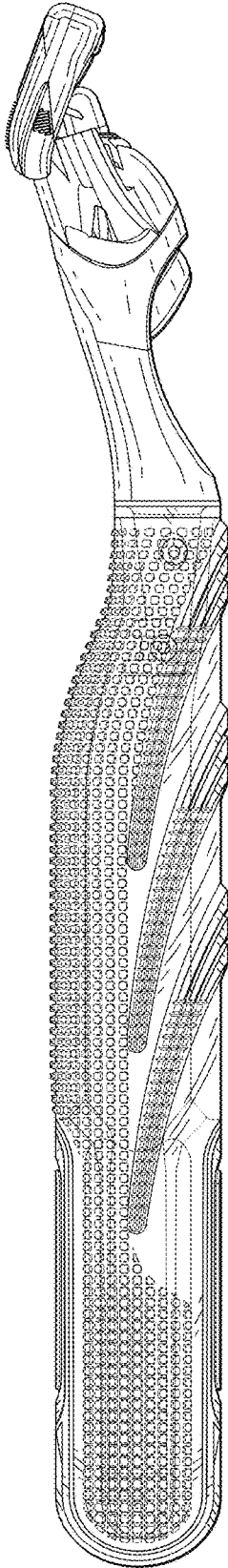


FIG. 5



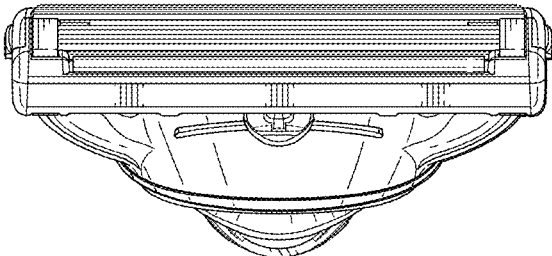


FIG. 6

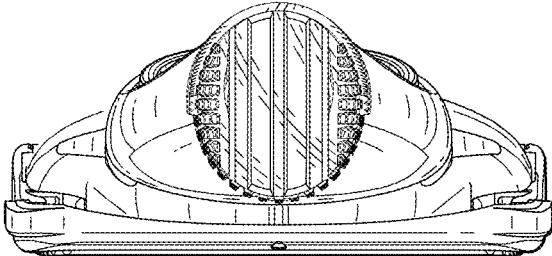


FIG. 7

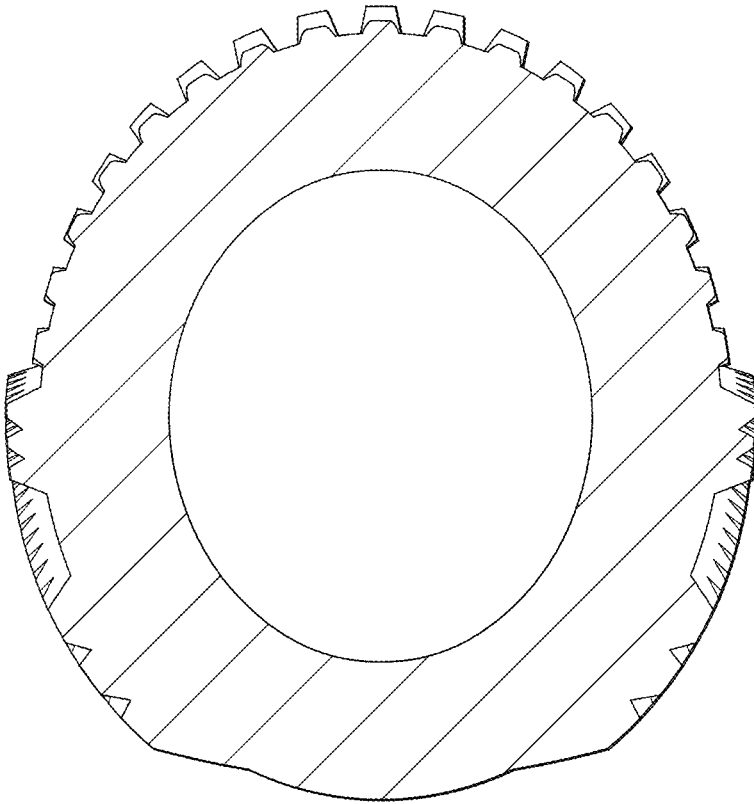


FIG. 8