



US00D881131S

(12) **United States Design Patent**  
**Tovey**

(10) **Patent No.:** **US D881,131 S**

(45) **Date of Patent:** **\*\* Apr. 14, 2020**

(54) **CHARGING BOWL FOR A VEHICLE**

(71) Applicant: **Jaguar Land Rover Limited**, Whitley,  
Coventry (GB)

(72) Inventor: **Simon Tovey**, Coventry (GB)

(73) Assignee: **Jaguar Land Rover Limited**, Whitley,  
Coventry (GB)

(\*\*) Term: **15 Years**

(21) Appl. No.: **29/625,222**

(22) Filed: **Nov. 8, 2017**

(30) **Foreign Application Priority Data**

May 11, 2017 (EM) ..... 003997097

(51) **LOC (12) CL.** ..... **13-03**

(52) **U.S. CL.**  
USPC ..... **D13/146**

(58) **Field of Classification Search**

USPC ..... D13/146, 133, 107; D12/218, 223  
CPC ..... H01R 13/631; H01R 13/64; H01R 13/62;  
B60L 53/16; B60L 2270/147; Y02T  
90/14; Y02T 10/7072; Y02T 10/7005  
See application file for complete search history.

(56) **References Cited**

**U.S. PATENT DOCUMENTS**

D370,889 S *	6/1996	Anthony	.....	D13/146
D618,176 S *	6/2010	Kato	.....	D13/146
D649,938 S *	12/2011	Erickson	.....	D13/147
D672,718 S *	12/2012	Lyford	.....	D13/133
D686,983 S *	7/2013	Schygge	.....	D13/107
D689,434 S *	9/2013	Tilscher	.....	D13/119
D706,212 S *	6/2014	Zwierstra	.....	D13/107
D724,031 S *	3/2015	Musk	.....	D13/146

D754,605 S *	4/2016	McMillan	.....	D13/133
D845,239 S *	4/2019	McMillan	.....	D13/133
D862,390 S *	10/2019	Tomasson	.....	D13/146
2013/0078839 A1*	3/2013	Musk	.....	H01R 13/631 439/345
2014/0091761 A1*	4/2014	Uchida	.....	B60L 11/1816 320/109
2016/0344131 A1*	11/2016	Kanamori	.....	H01R 13/4532

\* cited by examiner

*Primary Examiner* — Bridget L Eland  
(74) *Attorney, Agent, or Firm* — Wood Herron & Evans  
LLP

(57) **CLAIM**

The ornamental design for a charging bowl for a vehicle, as shown and described.

**DESCRIPTION**

FIG. 1 is a front left perspective view of a charging bowl for a vehicle according to the present invention.  
FIG. 2 is a front right perspective view of the charging bowl for a vehicle shown in FIG. 1.  
FIG. 3 is a rear right perspective view thereof.  
FIG. 4 is a rear left perspective view thereof.  
FIG. 5 is a front view thereof.  
FIG. 6 is a rear view thereof.  
FIG. 7 is a left side view thereof.  
FIG. 8 is a right side view thereof.  
FIG. 9 is a top view thereof; and,  
FIG. 10 is a bottom view thereof.

The broken lines in the figures are included for the purpose of illustrating portions of the charging bowl for a vehicle that form no part of the claimed design.  
The letters/logo/trademark forming part of the disclosure is a registered trademark of Jaguar Land Rover Limited.

**1 Claim, 9 Drawing Sheets**







FIG. 1



FIG. 2




FIG. 3




FIG. 4



FIG. 5




FIG. 6




FIG. 8

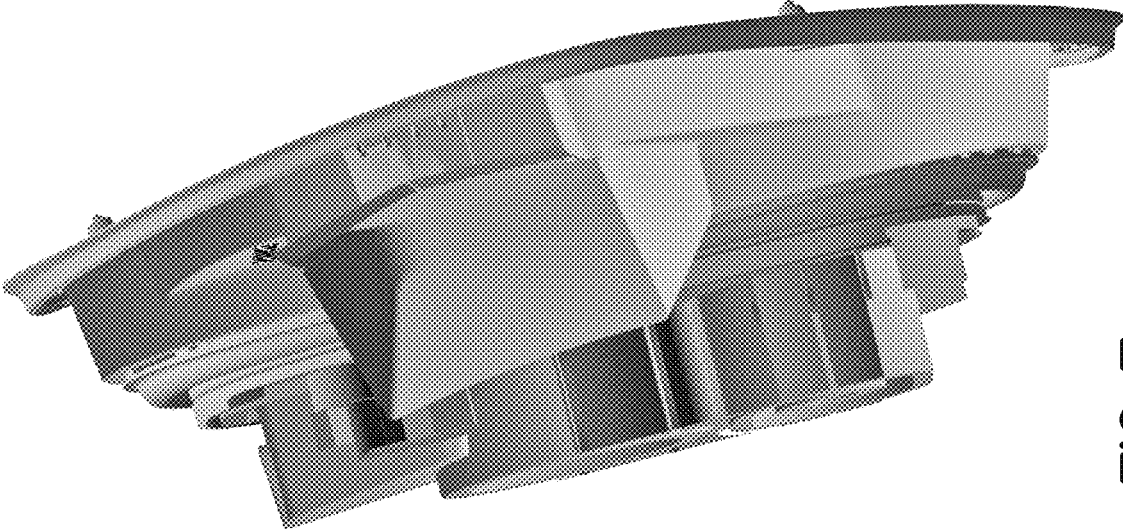


FIG. 7






FIG. 9




FIG. 10