



US00D676836S

(12) **United States Design Patent**
Wössner

(10) **Patent No.:** **US D676,836 S**

(45) **Date of Patent:** **** Feb. 26, 2013**

(54) **HEART-FORMED TELECOMMUNICATIONS DEVICE**

(75) Inventor: **Stefan Wössner**, Berlin (DE)

(73) Assignee: **Deutsche Telekom AG**, Bonn (DE)

(**) Term: **14 Years**

(21) Appl. No.: **29/392,707**

(22) Filed: **May 25, 2011**

(30) **Foreign Application Priority Data**

Nov. 25, 2010 (EM) 001246904-0001

(51) **LOC (9) Cl.** **14-03**

(52) **U.S. Cl.** **D14/240**

(58) **Field of Classification Search** D14/240,
D14/242, 357, 358, 140-140.9, 155, 137,
D14/139, 243, 348, 349, 351, 354, 355, 138 R;
D10/104.1, 104.2; 375/222; 455/557; 725/111
See application file for complete search history.

(56) **References Cited**

U.S. PATENT DOCUMENTS

D142,996 S *	11/1945	Forman	D9/629
2,450,620 A *	10/1948	Speicher	63/18
D169,367 S *	4/1953	Ferraro	D9/629
D290,839 S *	7/1987	Chen	D14/143
D322,515 S *	12/1991	Her	D3/221
D375,702 S *	11/1996	Regan	D11/81
D381,922 S *	8/1997	Casperson	D10/104.2
D396,852 S *	8/1998	Chao	D14/358
D446,740 S *	8/2001	Cruitt	D10/104.1

D494,157 S *	8/2004	Wikel et al.	D14/240
D494,576 S *	8/2004	Wikel	D14/240
D508,166 S *	8/2005	Liu	D3/271.1
D515,267 S *	2/2006	Wozniak	D99/5
D520,991 S *	5/2006	Ma et al.	D14/240
D526,571 S *	8/2006	Terrasi	D9/629
D554,630 S *	11/2007	Ma	D14/240
D567,790 S *	4/2008	Cardoso et al.	D14/138 R
D568,304 S *	5/2008	Park	D14/240
D573,119 S *	7/2008	Akagawa	D14/138 AB
D592,649 S *	5/2009	L'Henaff et al.	D14/240
D596,169 S *	7/2009	Bicket et al.	D14/240
D601,537 S *	10/2009	Wang et al.	D14/138 R
D609,683 S *	2/2010	Li	D14/138 AC
D611,441 S *	3/2010	Johansson	D14/138 AB
D622,710 S *	8/2010	Goransson	D14/240
D638,394 S *	5/2011	Richards et al.	D14/155

* cited by examiner

Primary Examiner — Bridget L Eland

(74) *Attorney, Agent, or Firm* — Hogan Lovells US LLP

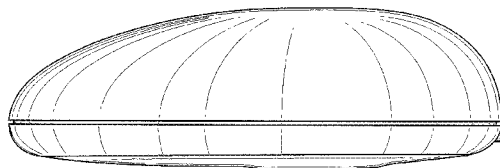

(57) **CLAIM**

The ornamental design for a heart-formed telecommunications device, as shown and described.

DESCRIPTION

FIG. 1 is a front perspective view of a heart-formed telecommunications device embodying my new design;
FIG. 2 is a front plan view thereof;
FIG. 3 is a top edge plan view thereof;
FIG. 4 is a bottom edge plan view thereof;
FIG. 5 is a left edge plan view thereof;
FIG. 6 is a right edge plan view thereof; and,
FIG. 7 is a back plan view thereof.

1 Claim, 5 Drawing Sheets



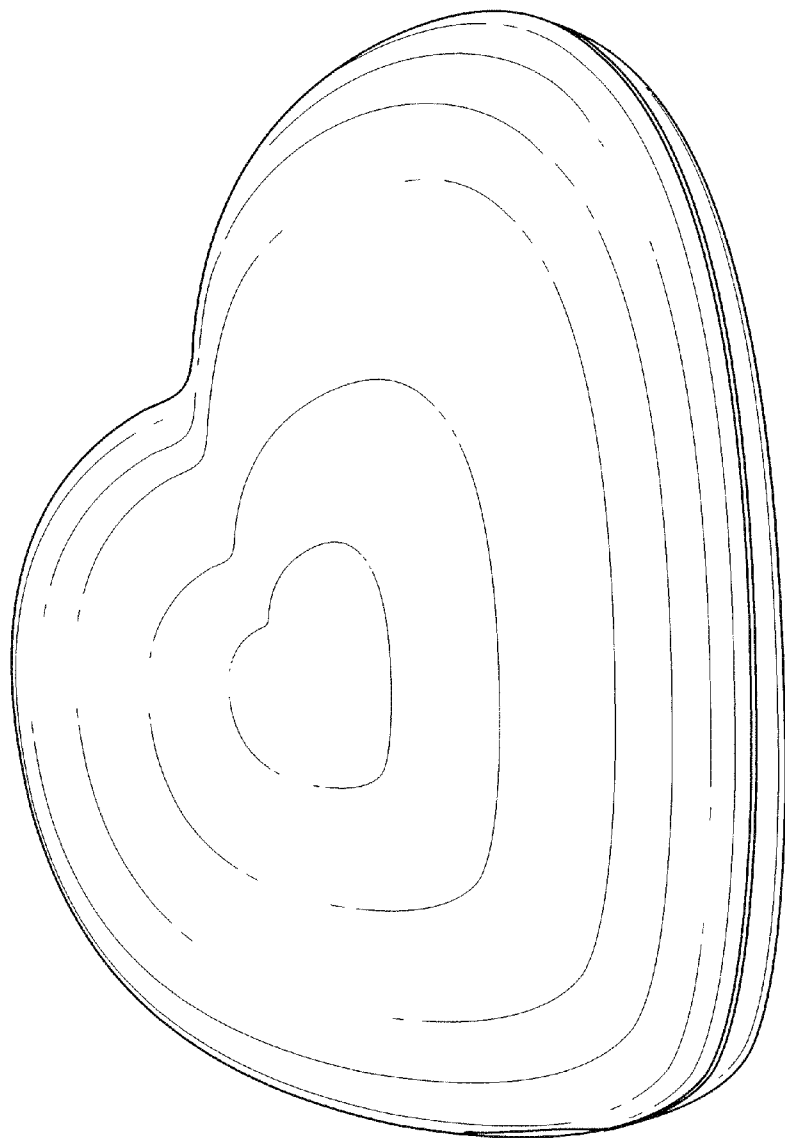


FIG. 1




FIG. 2




FIG. 3

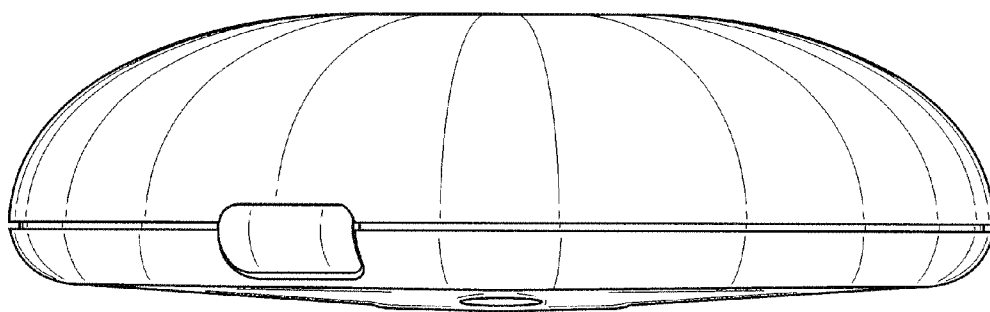


FIG. 4

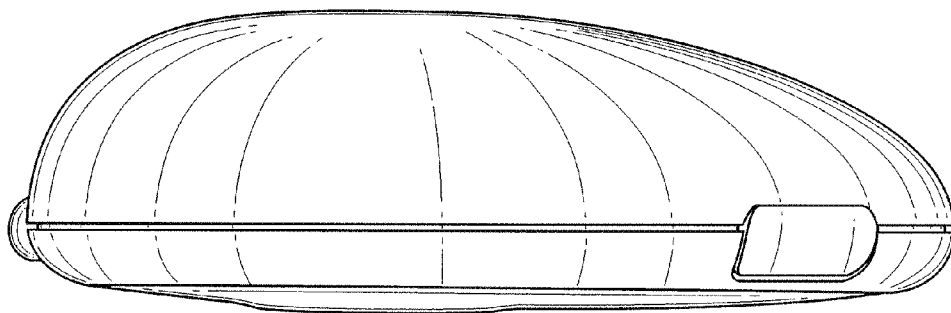


FIG. 5

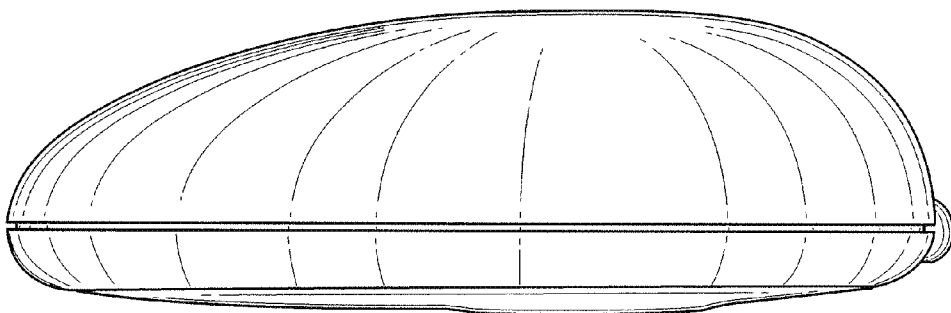


FIG. 6

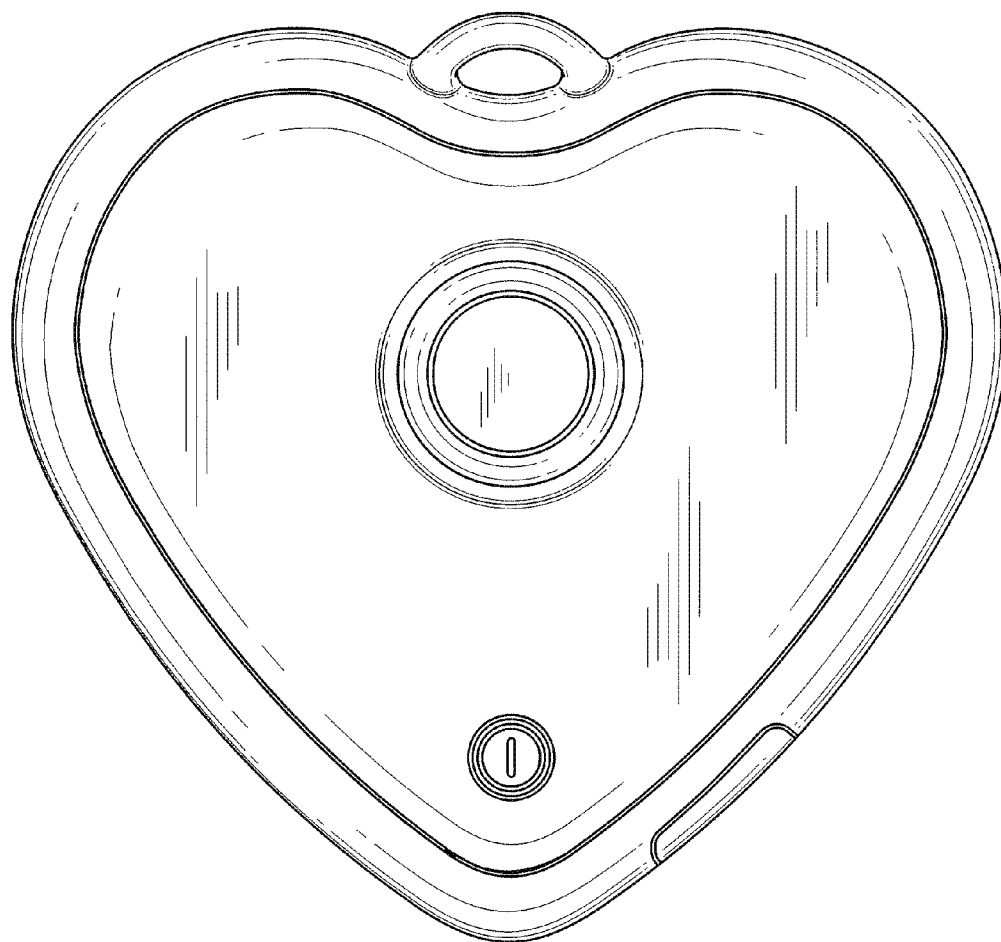


FIG. 7