



US00D531935S

(12) **United States Design Patent**
Matsumoto et al.

(10) **Patent No.:** **US D531,935 S**

(45) **Date of Patent:** **** Nov. 14, 2006**

(54) **MOTOR VEHICLE AND/OR TOY REPLICA THEREOF**

(75) Inventors: **Kengo Matsumoto**, Aichi-ken (JP);
Katsuhiro Suzuki, Aichi-ken (JP);
Hiroyuki Tada, Aichi-ken (JP);
Tomoyasu Nishi, Aichi-ken (JP)

(73) Assignee: **Toyota Jidosha Kabushiki Kaisha**,
Aichi-ken (JP)

(**) Term: **14 Years**

(21) Appl. No.: **29/224,207**

(22) Filed: **Feb. 25, 2005**

(51) **LOC (8) Cl.** **12-08**

(52) **U.S. Cl.** **D12/92**

(58) **Field of Classification Search** D12/90-92,
D12/86, 88; D21/424-433; 296/181.1, 181.5
See application file for complete search history.

(56) **References Cited**

U.S. PATENT DOCUMENTS

D489,647 S	*	5/2004	Matsumoto et al.	D12/92
D491,105 S	*	6/2004	Kim et al.	D12/91
D491,842 S	*	6/2004	Nakamura et al.	D12/92
D501,645 S	*	2/2005	Hosoda et al.	D12/92

OTHER PUBLICATIONS

Imported Cars Guide Book, BMW 5 Series, Nov. 2, 2004, p. 6, Mfg. BMW.

Imported Cars Guide Book, Audi TT and Audi A4 Cabriolet, Nov. 2, 2004, p. 51, Mfg. Audi.

* cited by examiner

Primary Examiner—Melody N. Brown

(74) *Attorney, Agent, or Firm*—Finnegan, Henderson Farabow Garrett & Dunner, LLP

(57) **CLAIM**

The ornamental design for a motor vehicle and/or toy replica thereof, as shown and described.

DESCRIPTION

FIG. 1 is a left-front, perspective view of a motor vehicle and/or toy replica thereof of our new design;

FIG. 2 is a left-rear, perspective view of our new design, the right-rear, perspective view being a mirror image thereof with exception of the outline of the door over the gas cap which is not present on the right side, and the indicia on the trunk lid;

FIG. 3 is a left-side view of our new design, the right-side view being a mirror image thereof with exception of the outline of the door over the gas cap which is not present on the right side;

FIG. 4 is a front view of our new design;

FIG. 5 is a rear view of our new design; and,

FIG. 6 is a top view of our new design.

1 Claim, 6 Drawing Sheets





FIG. 1




FIG. 2




FIG. 3




FIG. 4



FIG. 5

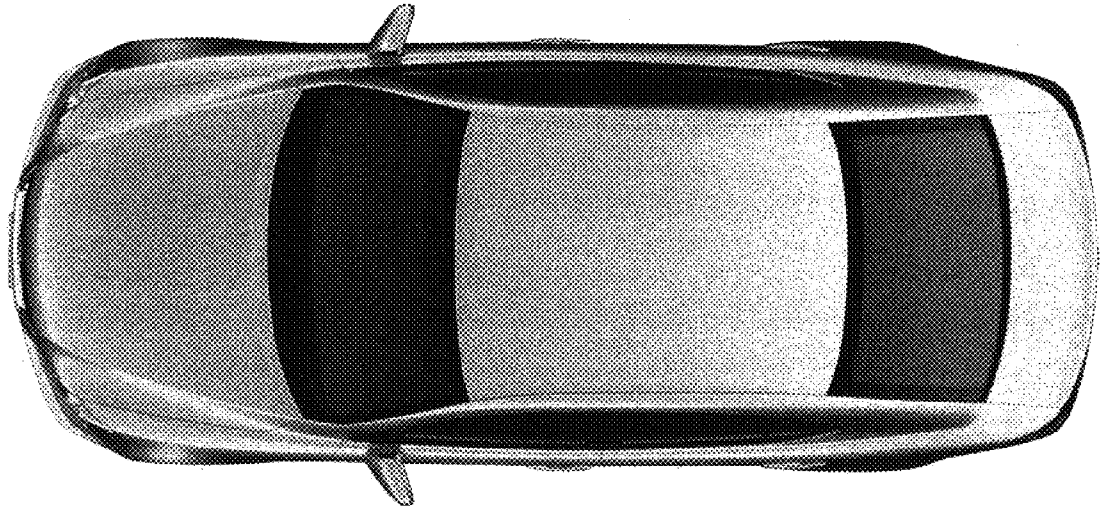


FIG. 6