



US00D846588S

(12) **United States Design Patent**  
**Nodar**

(10) **Patent No.:** **US D846,588 S**

(45) **Date of Patent:** **\*\* Apr. 23, 2019**

(54) **COMPUTER DISPLAY SCREEN WITH TRANSITIONAL GRAPHICAL USER INTERFACE**

2009/0235194 A1\* 9/2009 Arndt ..... G06F 9/451  
715/772  
2010/0185183 A1\* 7/2010 Alme ..... A61M 5/14276  
604/891.1  
2013/0035209 A1\* 2/2013 Gilley ..... G16H 40/63  
482/9

(71) Applicant: **RigUp, Inc.**, Austin, TX (US)

(72) Inventor: **Ashley Nicole Nodar**, Austin, TX (US)

(73) Assignee: **RIGUP, INC.**, Austin, TX (US)

(\*\*) Term: **15 Years**

(21) Appl. No.: **29/623,314**

(22) Filed: **Oct. 24, 2017**

(51) **LOC (11) Cl.** ..... **14-04**

(52) **U.S. Cl.**  
USPC ..... **D14/487; D14/488**

(58) **Field of Classification Search**  
USPC ..... D14/485-488  
CPC ..... H04N 1/00477; G11B 27/34  
See application file for complete search history.

(56) **References Cited**

**U.S. PATENT DOCUMENTS**

D571,818	S	*	6/2008	Loehr	.....	D14/485
D687,049	S		7/2013	Ghadge		
D701,223	S	*	3/2014	Cho	.....	D14/486
D701,519	S	*	3/2014	Campiranon	.....	D14/486
D731,520	S	*	6/2015	Xiong	.....	D14/487
D732,051	S	*	6/2015	Jeong	.....	D14/485
D733,741	S	*	7/2015	Lee	.....	D14/487
D734,356	S	*	7/2015	Xiong	.....	D14/487
D738,901	S	*	9/2015	Amin	.....	D14/487
D753,670	S	*	4/2016	Tian	.....	D14/485
D760,272	S	*	6/2016	Li	.....	D14/487
D781,905	S	*	3/2017	Nakaguchi	.....	D14/487
D829,732	S	*	10/2018	Jeffrey	.....	D14/485
D831,034	S	*	10/2018	Hoang	.....	D14/485
D833,468	S	*	11/2018	Hsu	.....	D14/486
2008/0007570	A1*		1/2008	Wessel	.....	G11B 19/025 345/661

**OTHER PUBLICATIONS**

Cardinal Solutions website. Available at <https://www.cardinalsolutions.com/blog/2016/03/designing-and-developing-the-perfect-reponsive-progress-indicator> (7 pgs) (2018).

\* cited by examiner

*Primary Examiner* — Darlington Ly

*Assistant Examiner* — Katherine A Holbrow

(74) *Attorney, Agent, or Firm* — Wilson, Sonsini, Goodrich & Rosati

(57) **CLAIM**

The ornamental design for a computer display screen with transitional graphical user interface, as shown and described.

**DESCRIPTION**

FIG. 1 is a front view of a first image in a sequence for a computer display screen with transitional graphical user interface, showing the new design;

FIG. 2 is a second image thereof;

FIG. 3 is a third image thereof;

FIG. 4 is a fourth image thereof;

FIG. 5 is fifth image thereof;

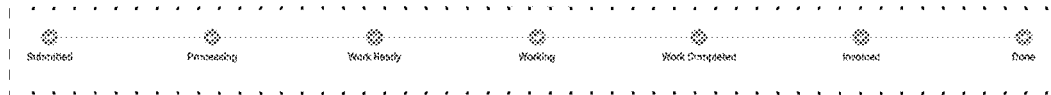
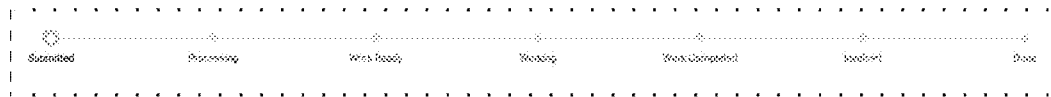
FIG. 6 is a sixth image thereof; and,

FIG. 7 is a seventh image thereof.

The appearance of the transitional image transitions sequentially between the images shown in FIGS. 1-7. The process of period in which one image transitions to another image forms no part of the claimed design.

The broken lines in the drawings represent portions of the computer display screen that form no part of the claimed design.

**1 Claim, 7 Drawing Sheets**



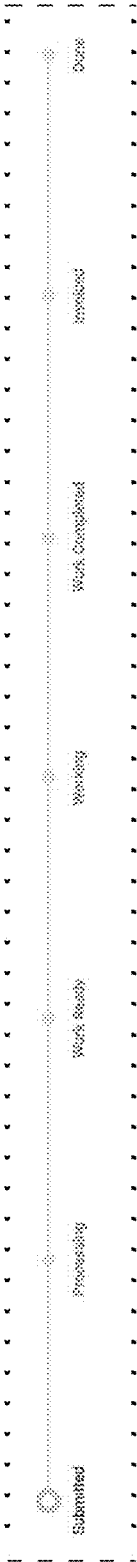


Fig. 1

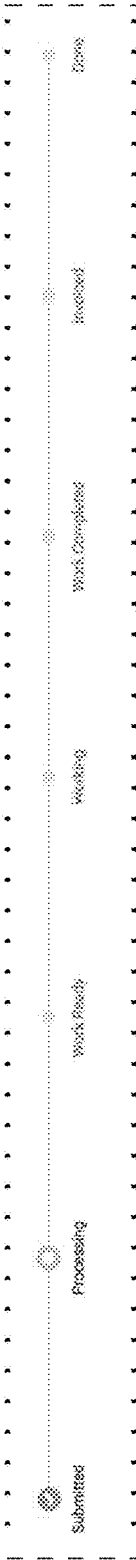


Fig. 2




Fig. 3

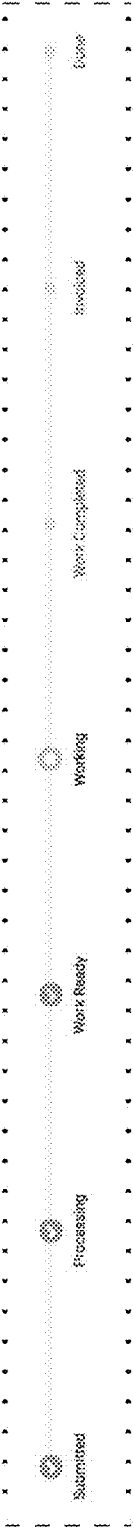


Fig. 4

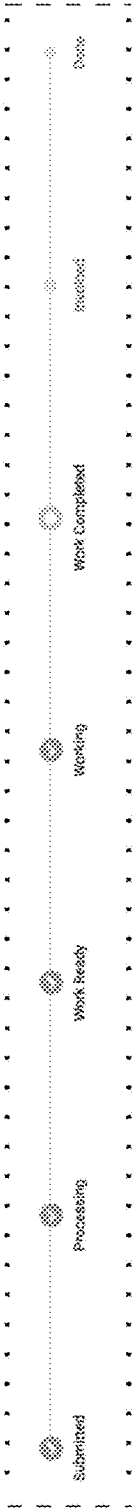


Fig. 5

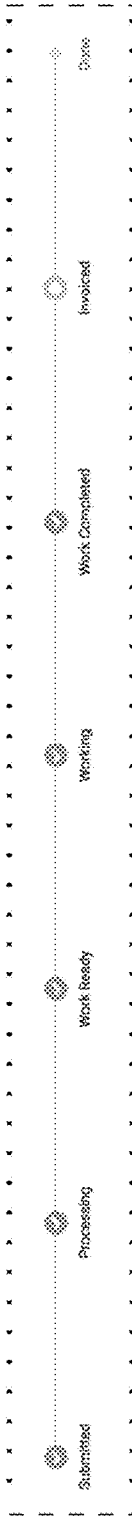


Fig. 6

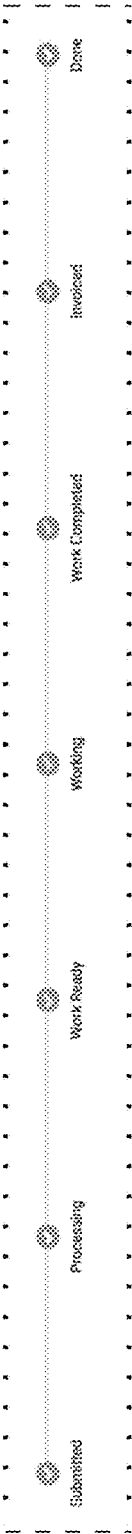


Fig. 7