



US00D433738S

United States Patent [19] Lord

[11] Patent Number: Des. 433,738

[45] Date of Patent: ** Nov. 14, 2000

[54] FAUCET HANDLE

[75] Inventor: Judd A. Lord, Carmel, Ind.

[73] Assignee: Masco Corporation of Indiana,
Indianapolis, Ind.

[**] Term: 14 Years

[21] Appl. No.: 29/117,788

[22] Filed: Jan. 31, 2000

[51] LOC (7) Cl. 23-01

[52] U.S. Cl. D23/252; D23/250

[58] Field of Search D23/238-243,
D23/249-254; D8/300-303, 308, 321, DIG. 3;
4/675-678; 16/110 R; 137/801

[56] **References Cited**

U.S. PATENT DOCUMENTS

D. 44,107	5/1913	Newton	D23/238
D. 60,347	2/1922	Kersten	D23/241
D. 81,026	4/1930	Schnell	D23/308
D. 303,490	9/1989	Mosch	D8/321
D. 349,208	8/1994	Bollenbacher	D23/254
D. 349,328	8/1994	Bollenbacher	D23/252
D. 355,578	2/1995	Mark et al.	D8/308
D. 357,525	4/1995	Fabian	D23/252

D. 365,384	12/1995	Robbins	D23/252
D. 372,764	8/1996	Dubin	D23/254
D. 378,231	2/1997	Dubin	D23/252
D. 391,831	3/1998	Doughty et al.	D8/321
D. 392,720	3/1998	Doughty et al.	D23/250
D. 407,466	3/1999	Hundley et al.	D23/252

Primary Examiner—Louis S. Zarfes
Assistant Examiner—Gregory Andoll
Attorney, Agent, or Firm—Myron B. Kapustij; Lloyd D. Doigan

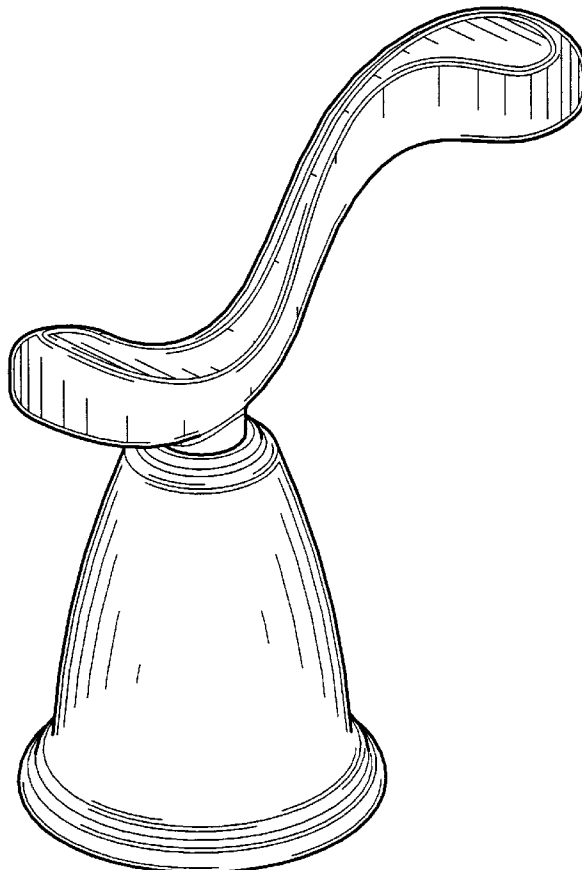
[57] **CLAIM**

The ornamental design for a faucet handle, as shown and described.

DESCRIPTION

FIG. 1 is a front perspective view of the faucet handle showing my new design;
FIG. 2 is a rear perspective view thereof;
FIG. 3 is a front elevational view thereof;
FIG. 4 is a top plan view thereof;
FIG. 5 is a rear elevational view thereof;
FIG. 6 is a right side elevational view thereof;
FIG. 7 is a left side elevational view thereof; and,
FIG. 8 is a bottom plan view thereof.

1 Claim, 4 Drawing Sheets



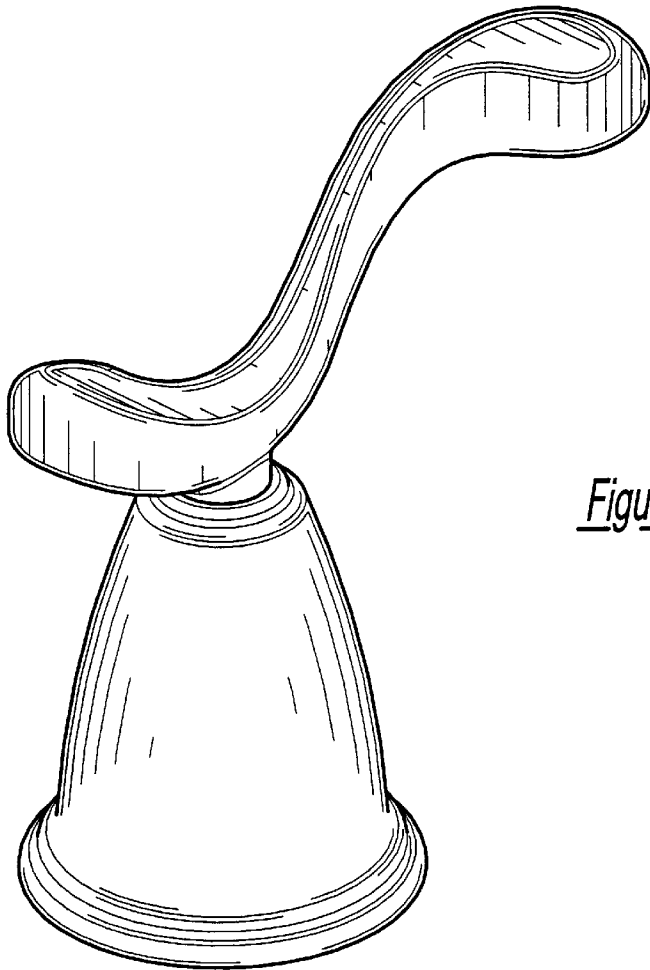


Figure - 1

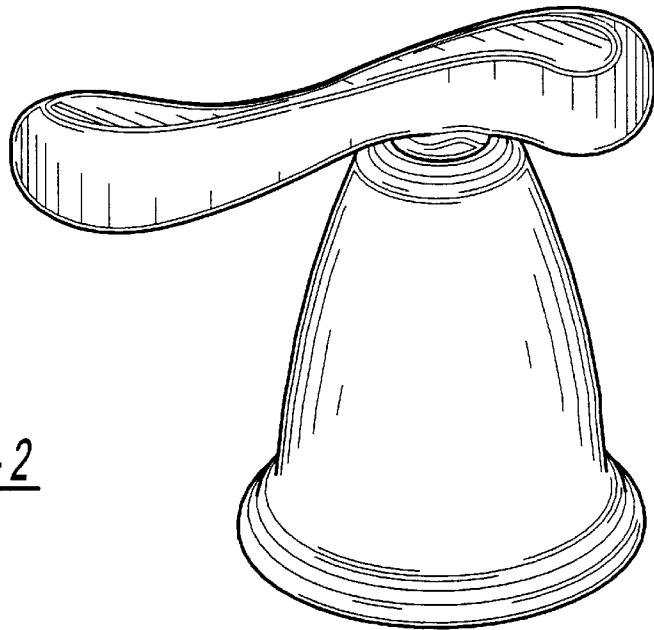


Figure - 2

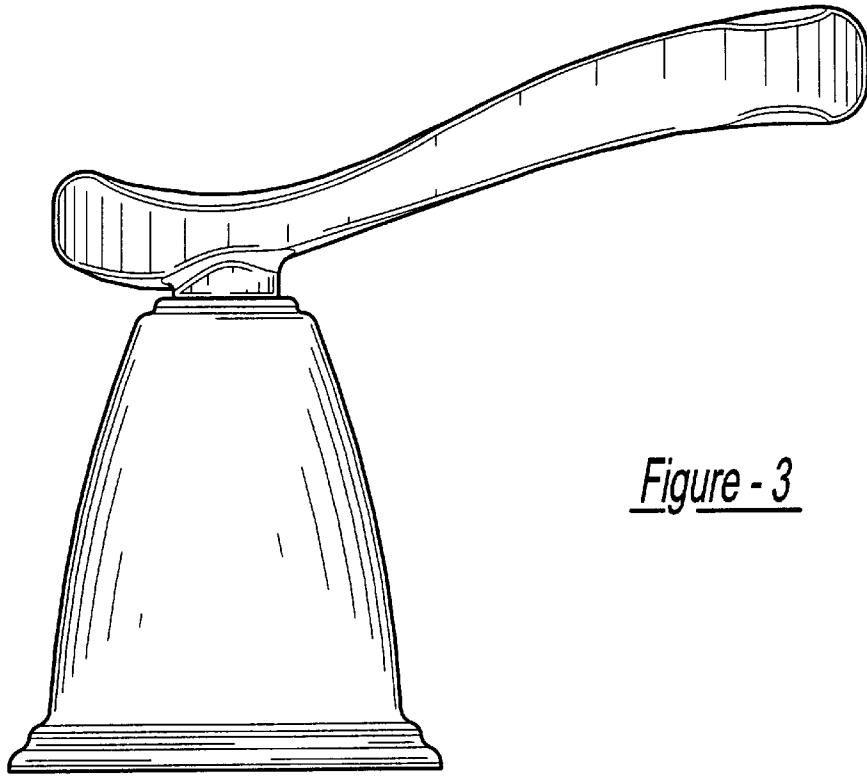


Figure - 3

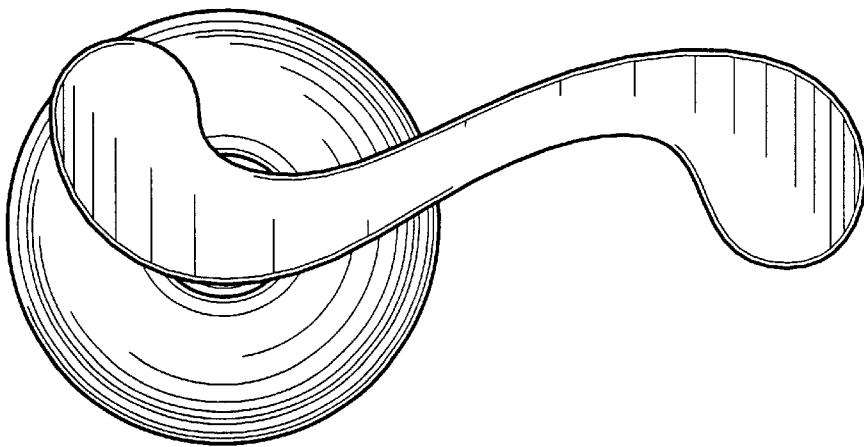


Figure - 4

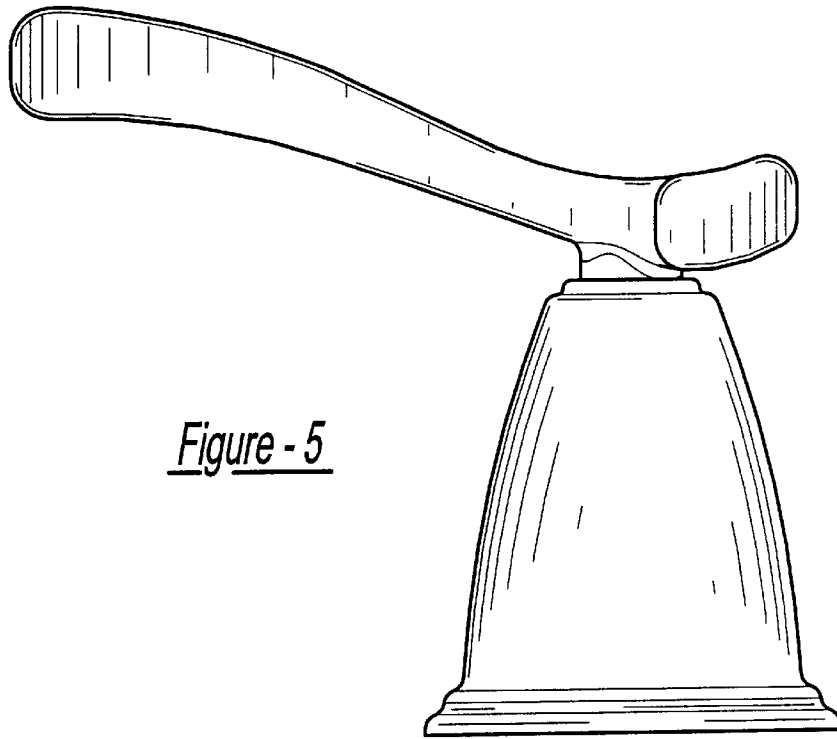


Figure - 5

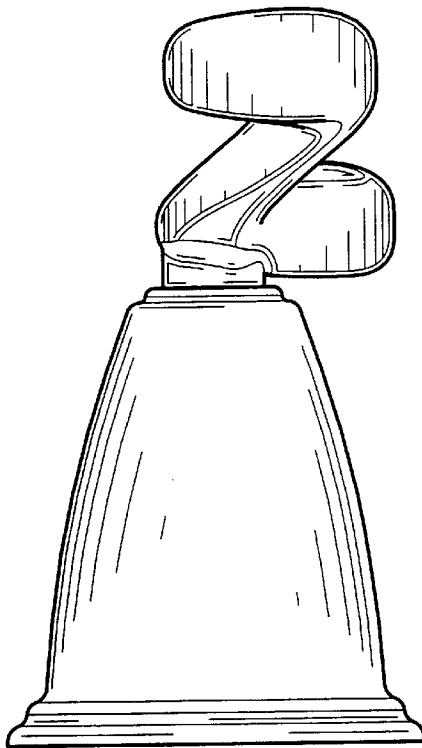


Figure - 6



Figure - 7

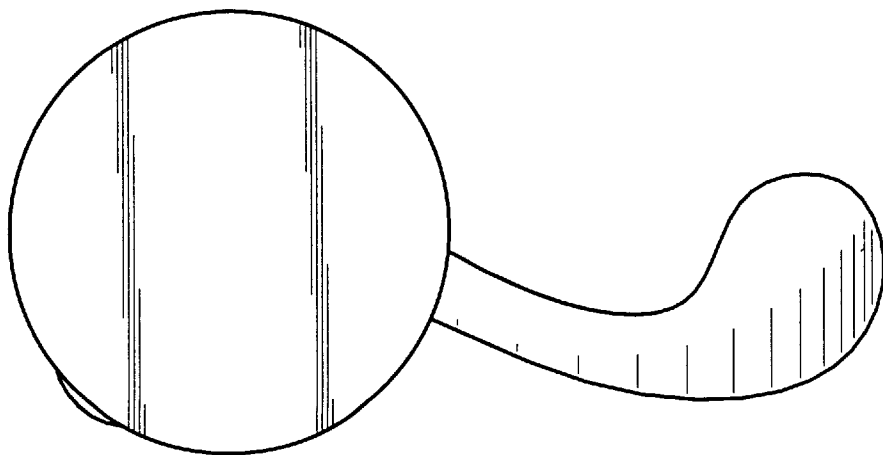


Figure - 8