



US00D758596S

(12) **United States Design Patent**
Perryman et al.

(10) **Patent No.:** **US D758,596 S**

(45) **Date of Patent:** **** Jun. 7, 2016**

(54) **FLEXIBLE CIRCUIT FOR AN IMPLANTABLE NEURAL STIMULATOR**

(71) Applicant: **Micron Devices LLC**, Miami Beach, FL (US)

(72) Inventors: **Laura Tyler Perryman**, Miami Beach, FL (US); **Chad David Andresen**, Miami Beach, FL (US)

(73) Assignee: **Micron Devices LLC**, Miami Beach, FL (US)

(**) Term: **14 Years**

(21) Appl. No.: **29/524,152**

(22) Filed: **Apr. 17, 2015**

(51) **LOC (10) Cl.** **24-01**

(52) **U.S. Cl.** **D24/187**
USPC

(58) **Field of Classification Search**

USPC D24/165, 167-168, 170, 186-187, 200
CPC A61N 1/00; A61N 1/04; A61N 1/05;
A61N 1/0526; A61N 1/0529; A61N 1/0531;
A61N 1/0534; A61N 1/0551; A61N 1/3605;
A61N 1/36142; A61N 1/3708; A61B 5/042;
A61B 5/0422; A61B 5/04001; A61B 5/04085;
A61B 18/1492

See application file for complete search history.

(56) **References Cited**

U.S. PATENT DOCUMENTS

5,425,364 A * 6/1995 Imran A61B 5/0422
600/374
5,456,254 A * 10/1995 Pietroski A61B 5/0422
600/372
6,024,702 A * 2/2000 Iversen A61B 5/0422
600/378
6,298,255 B1 * 10/2001 Cordero A61B 5/04085
600/372
D505,206 S * 5/2005 Chastain D24/187
D633,621 S * 3/2011 Yuen D24/187
8,371,303 B2 * 2/2013 Schaner A61M 16/04
128/200.24

D691,904 S * 10/2013 Shimuta D10/81
D730,529 S * 5/2015 Perryman D24/187
2002/0188216 A1 * 12/2002 Kayyali A61B 5/04085
600/544
2005/0033136 A1 * 2/2005 Govari A61B 5/0422
600/374
2008/0140152 A1 * 6/2008 Imran A61N 1/0553
607/46
2010/0210965 A1 * 8/2010 Gozani A61B 5/04001
600/546
2012/0029335 A1 * 2/2012 Sudam A61N 1/05
600/374
2012/0296444 A1 * 11/2012 Greenberg A61B 5/4064
623/25
2013/0123600 A1 * 5/2013 Tcheng A61B 5/0478
600/378
2013/0245733 A1 * 9/2013 Yomtov A61N 1/05
607/116

FOREIGN PATENT DOCUMENTS

WO WO 2011139777 A2 * 11/2011 A61B 5/0031
WO WO 2013112144 A1 * 8/2013 A61N 1/0541
WO WO 2015060927 A2 * 4/2015 A61N 1/0526

* cited by examiner

Primary Examiner — Catheri Oliver-Garcia
Assistant Examiner — Rebekah Caruso
(74) *Attorney, Agent, or Firm* — Fish & Richardson P.C.

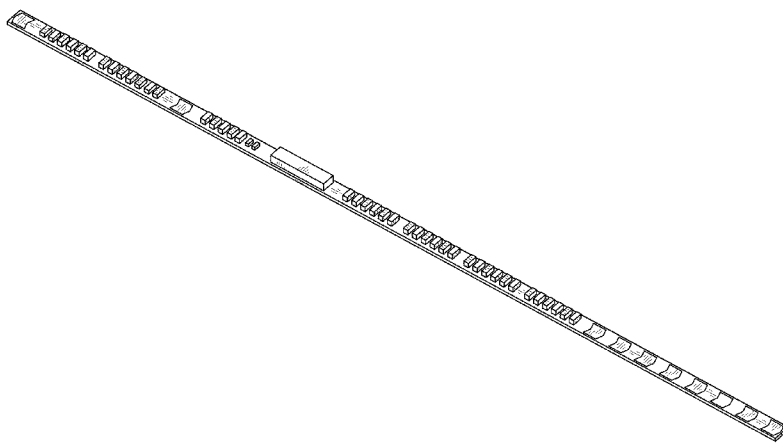
(57) **CLAIM**

The ornamental design for a flexible circuit for an implantable neural stimulator, substantially as shown and described.

DESCRIPTION

FIG. 1 is a perspective view of a flexible circuit for an implantable neural stimulator;
FIG. 2 is a right side elevation view thereof;
FIG. 3 is a left side elevation view thereof;
FIG. 4 is a front elevation view thereof;
FIG. 5 is a rear elevation view thereof;
FIG. 6 is a top plan view thereof; and,
FIG. 7 is a bottom plan view thereof.

1 Claim, 2 Drawing Sheets



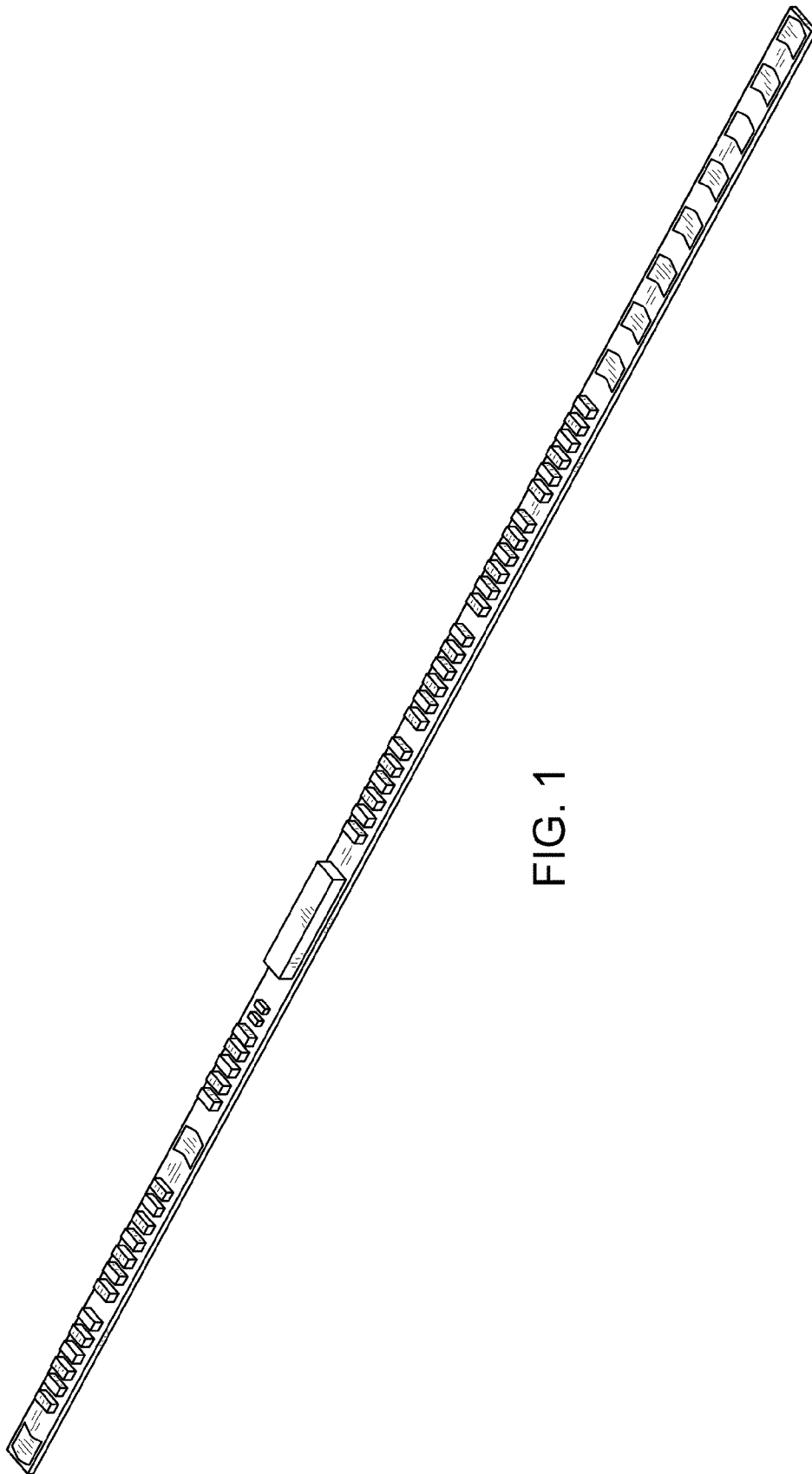


FIG. 1

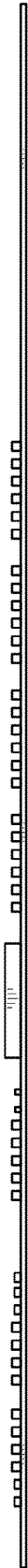


FIG. 2



FIG. 3



FIG. 4

FIG. 5

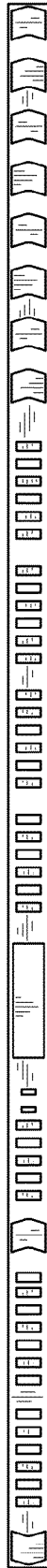


FIG. 6



FIG. 7