



US00D450612B1

(12) **United States Design Patent** (10) **Patent No.:** **US D450,612 S**
Rantala (45) **Date of Patent:** **** Nov. 20, 2001**

- (54) **WRIST BAND**
- (75) Inventor: **Helena Rantala, Oulu (FI)**
- (73) Assignee: **Polar Electro Oy, Kempele (FI)**
- (**) Term: **14 Years**
- (21) Appl. No.: **29/120,354**
- (22) Filed: **Mar. 17, 2000**
- (51) **LOC (7) Cl.** **11-01**
- (52) **U.S. Cl.** **D11/3**
- (58) **Field of Search** D11/1-14, 16, D11/18-21, 23, 25, 93-94; 63/1.11, 3-5.1, 37-39; 224/164, 175; D10/32; 59/79, 80, 82-84

D. 410,406	*	6/1999	Iwamoto et al.	D11/3
2,035,671		3/1936	Sauer, Jr. .	
2,481,865		9/1949	Penfold .	
2,513,782		7/1950	Berkeley .	

OTHER PUBLICATIONS

Polar manufacturer's literature concerning various products—"Exercise Smarter . . . Not Harder"; Place of Publication: United States; Copyright: 1998.
 Information regarding Nike Triax Watches including photocopy of Nike Triax 42, and information obtained at www.nike.com; Product available in the United States prior to May 5, 1999.
 Polar Product Catalog '98. Place of Publication: United States; Date of Publication: Unknown.

* cited by examiner

Primary Examiner—Ralf Seifert

(74) *Attorney, Agent, or Firm*—Hoffmann & Baron, LLP

(56) **References Cited**

U.S. PATENT DOCUMENTS

D. 254,964	5/1980	Hofman .	
D. 344,468	2/1994	Kaneko .	
D. 362,946	10/1995	Polenberg .	
D. 365,532	12/1995	Crow et al. .	
D. 387,692	* 12/1997	Hanagata	D11/3
D. 394,391	5/1998	Bruce et al. .	
D. 394,392	5/1998	Bruce et al. .	
D. 394,394	5/1998	Bruce et al. .	
D. 394,395	5/1998	Bruce et al. .	
D. 397,952	9/1998	Bruce et al. .	
D. 398,246	9/1998	Bruce et al. .	
D. 399,433	10/1998	Bruce et al. .	
D. 404,320	1/1999	Chodat .	
D. 404,328	1/1999	Brunner et al. .	
D. 407,340	3/1999	Moriai .	
D. 407,342	* 3/1999	Ishizaka	D11/3
D. 407,990	4/1999	Akagi .	
D. 409,940	* 5/1999	Spandrio et al.	D11/3

(57) **CLAIM**

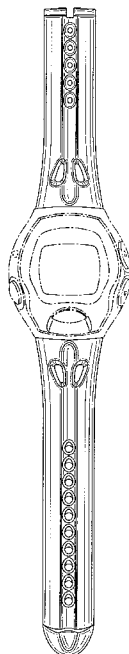
The ornamental design of a wrist band, as shown and described.

DESCRIPTION

FIG. 1 is a top perspective view of a wrist band showing my new design;
 FIG. 2 is a top view thereof;
 FIG. 3 is a right side view thereof;
 FIG. 4 is a left side view thereof;
 FIG. 5 is a front view thereof; and,
 FIG. 6 is a back view thereof.

The bottom which is not shown in the drawings forms no part of the claimed design. The subject matter shown in broken lines also forms no part of the claimed design.

1 Claim, 3 Drawing Sheets



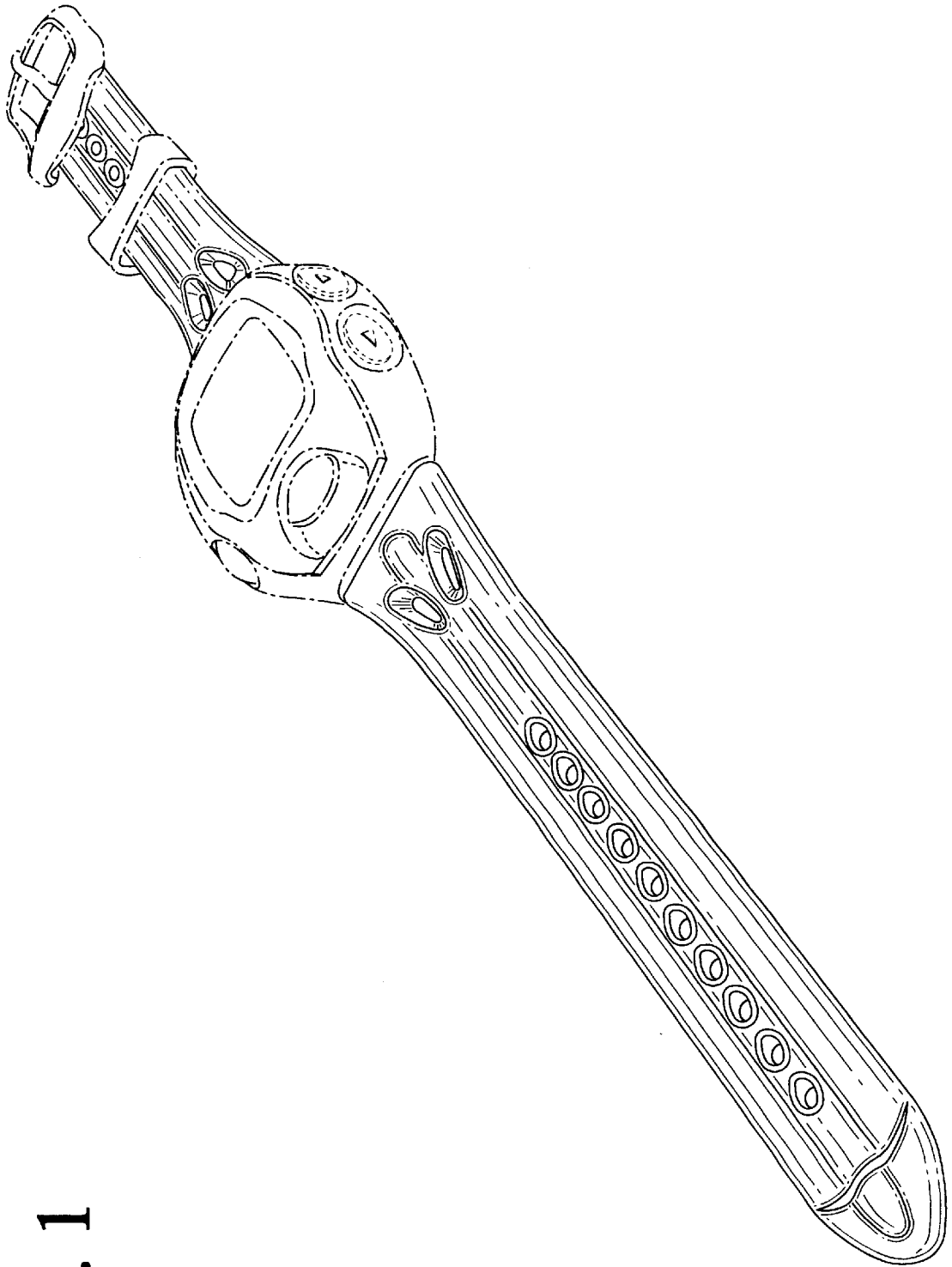


FIG. 1

FIG. 2

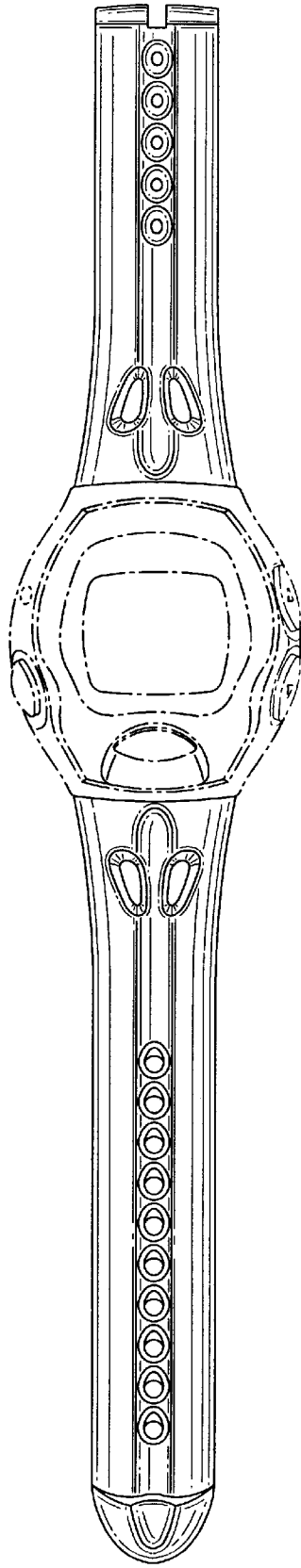


FIG. 3



FIG. 4

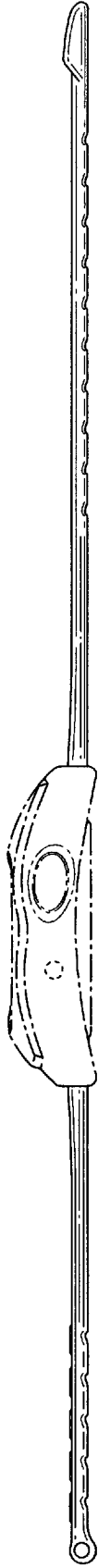


FIG. 5



FIG. 6

