



US00D416230S

# United States Patent [19]

[11] Patent Number: **Des. 416,230**

Narumo et al.

[45] Date of Patent: **\*\* Nov. 9, 1999**

[54] **INTERFACE CONNECTOR PLUG**

[75] Inventors: **Kinzo Narumo; Kenichi Takahashi,**  
both of Tokyo, Japan

[73] Assignee: **Honda Tsushin Kogyo Co., Ltd.,**  
Tokyo, Japan

[\*\*] Term: **14 Years**

[21] Appl. No.: **29/097,290**

[22] Filed: **Dec. 3, 1998**

[30] **Foreign Application Priority Data**

Aug. 19, 1998 [JP] Japan ..... 10-23510

[51] **LOC (6) Cl.** ..... **13-03**

[52] **U.S. Cl.** ..... **D13/147**

[58] **Field of Search** ..... D13/146, 147,  
D13/154; 439/352, 353, 358, 445, 455,  
676, 731

[56] **References Cited**

**U.S. PATENT DOCUMENTS**

D. 351,135 10/1994 Kurata ..... D13/147

D. 379,968	6/1997	Tan et al. ....	D13/147
D. 401,509	11/1998	Krunas .....	D9/573
5,059,140	10/1991	Philppson et al. ....	439/607
5,569,047	10/1996	Pauza et al. ....	439/353
5,609,499	3/1997	Tan et al. ....	439/445
5,749,746	5/1998	Tan et al. ....	439/357
5,812,660	9/1998	Suzuki et al. ....	379/438

*Primary Examiner*—Joel Sincavage  
*Attorney, Agent, or Firm*—Nikaido, Marmelstein, Murray & Oram LLP

[57] **CLAIM**

The ornamental design for an interface connector plug, as shown and described.

**DESCRIPTION**

FIG. 1 is a perspective view of the interface connector plug showing my new design;  
FIG. 2 is a front elevational view thereof;  
FIG. 3 is a rear elevational view thereof;  
FIG. 4 is a right side elevational view thereof the opposite side being a mirror image;  
FIG. 5 is a plan view thereof; and,  
FIG. 6 is a bottom plan view thereof.

**1 Claim, 3 Drawing Sheets**




FIG. 1

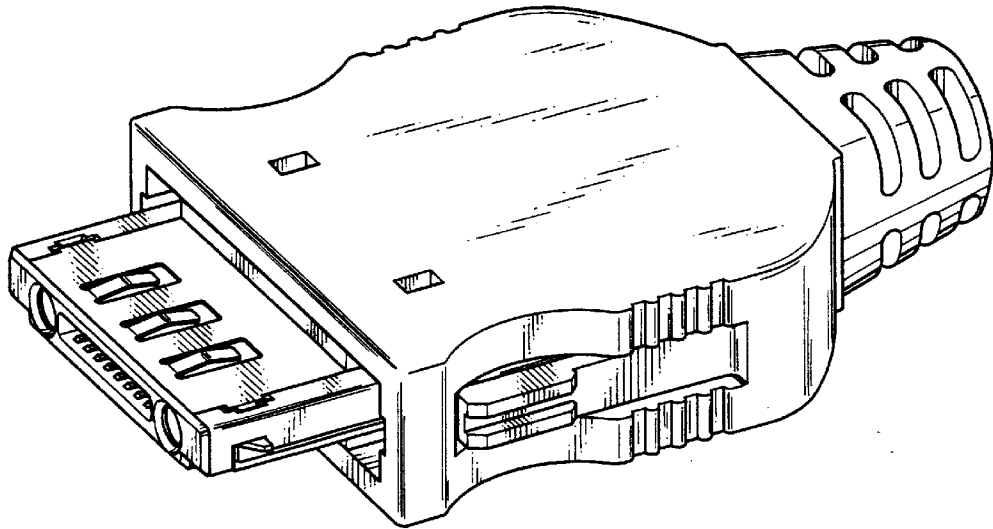


FIG. 2

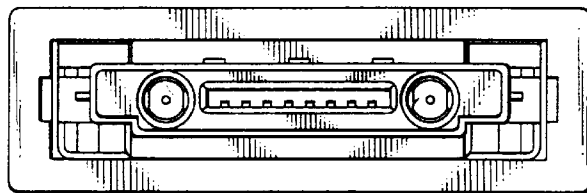


FIG. 3




FIG. 4

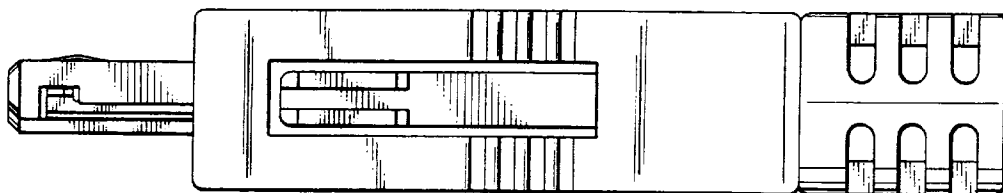


FIG. 5

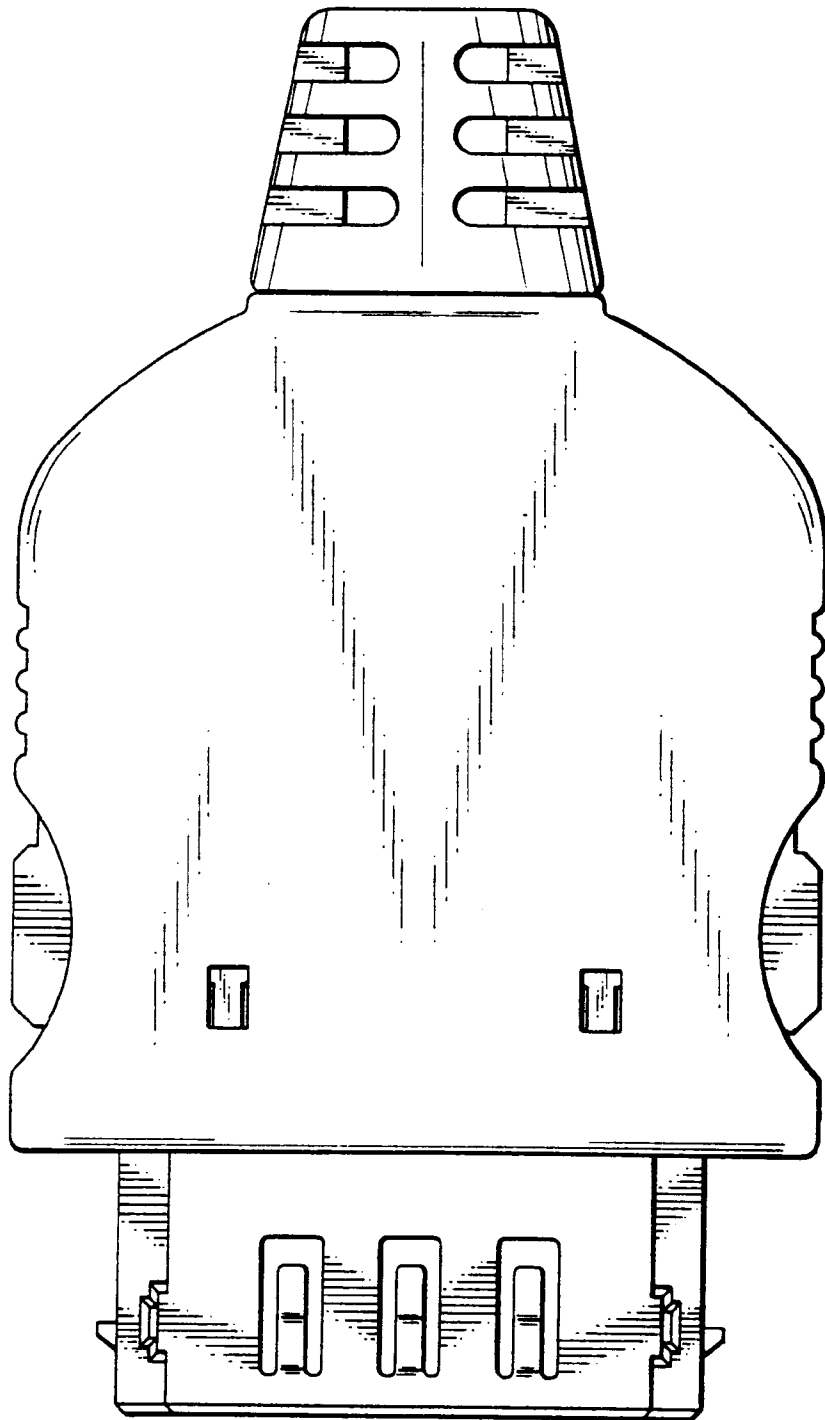


FIG. 6

