



US00D353489S

United States Patent [19]

[11] **Patent Number: Des. 353,489**

Hurwitz

[45] **Date of Patent: ** Dec. 20, 1994**

[54] **COMBINED BRUSH AND SPONGE APPLICATOR**

3,164,853	1/1965	Peeler	15/244.1 X
4,674,144	6/1987	Palmeri	15/210.1
4,856,136	8/1989	Janssen	15/244.3

[76] **Inventor: Joseph B. Hurwitz, 10204 Kindly Ct., Gaithersburg, Md. 20879**

Primary Examiner—Wallace R. Burke
Assistant Examiner—Lavone D. Tabor

[**] **Term: 14 Years**

[57] **CLAIM**

[21] **Appl. No.: 839,213**

The ornamental design for a combined brush and sponge applicator, as shown and described.

[22] **Filed: Feb. 14, 1992**

[52] **U.S. Cl. D4/116; D4/120; D32/42**

[58] **Field of Search D4/116, 119-120, D4/130, 137; 15/114, 118, 209.1, 210.1, 244.1, 244.2, 244.3, 244.4; D32/40, 42**

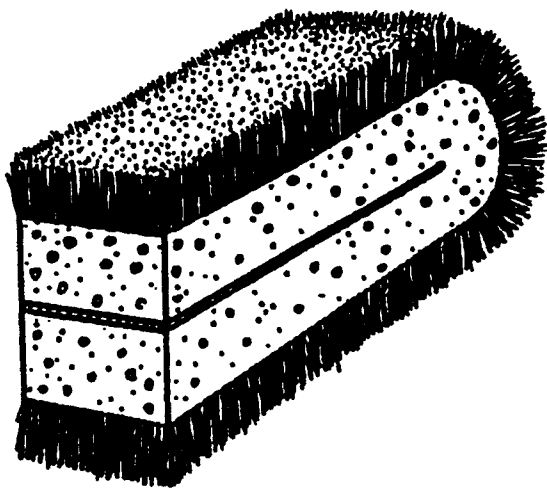
DESCRIPTION

[56] **References Cited**

U.S. PATENT DOCUMENTS

D. 4,390	10/1870	Atwater	D4/137
D. 339,474	9/1993	Nieson	D4/116
2,260,390	10/1941	Lorenz	15/244.1
3,134,124	5/1964	Horn	15/244.1

FIG. 1 is a front elevational view of a combined brush and sponge applicator showing my new design; FIG. 2 is a bottom plan view thereof; FIG. 3 is an inverted rear elevational view thereof; FIG. 4 is a top plan view thereof; FIG. 5 is a right end elevational view thereof; FIG. 6 is a left end elevational view thereof; and, FIG. 7 is an enlarged perspective view thereof. The bristles are partially shown for ease of illustration in FIGS. 2, 4, 5, and 7.






FIG. 1




FIG. 2




FIG. 3




FIG. 4




FIG. 5




FIG. 6

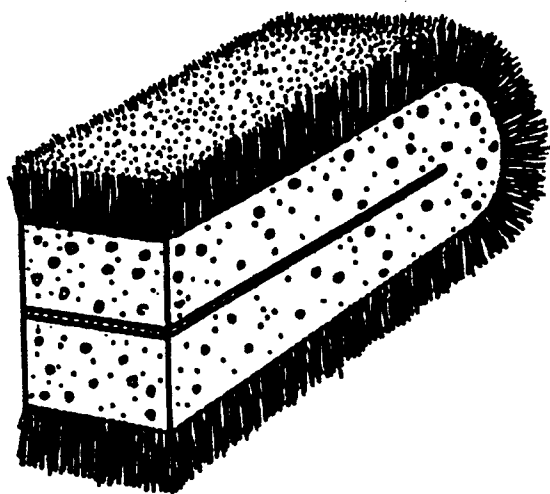


FIG. 7