



(86) Date de dépôt PCT/PCT Filing Date: 1998/11/16
(87) Date publication PCT/PCT Publication Date: 1999/06/03
(45) Date de délivrance/Issue Date: 2009/09/29
(85) Entrée phase nationale/National Entry: 2000/05/16
(86) N° demande PCT/PCT Application No.: US 1998/024412
(87) N° publication PCT/PCT Publication No.: 1999/026661
(30) Priorité/Priority: 1997/11/26 (US08/978,541)

(51) Cl.Int./Int.Cl. *A61K 47/48* (2006.01),
A61K 31/55 (2006.01), *A61K 45/06* (2006.01)

(72) Inventeurs/Inventors:
BRADLEY, MATTHEWS, US;
SHASHOUA, VICTOR E., US;
SWINDELL, CHARLES S., US;
WEBB, NIGEL, US

(73) Propriétaire/Owner:
LUITPOLD PHARMACEUTICALS, INC., US


(74) Agent: OGILVY RENAULT LLP/S.E.N.C.R.L.,S.R.L.

(54) Titre : CONJUGAT COVALENT DE CLOZAPINE AVEC UN ACIDE GRAS ET SON UTILISATION POUR TRAITER LA SCHIZOPHRENIE

(54) Title: A COVALENT CONJUGATE OF CLOZAPINE WITH A FATTY ACID AND ITS USE FOR TREATING SCHIZOPHRENIA

(57) Abrégé/Abstract:

The invention provides compositions that include conjugates of a fatty acid molecule, preferably cis-docosahexaenoic acid, and clozapine. The conjugates are useful in treating psychological disorders such as schizophrenia.

PCTWORLD INTELLECTUAL PROPERTY ORGANIZATION
International Bureau

INTERNATIONAL APPLICATION PUBLISHED UNDER THE PATENT COOPERATION TREATY (PCT)

(51) International Patent Classification ⁶ : A61K 47/48, 31/55, 45/06	A1	(11) International Publication Number: WO 99/26661 (43) International Publication Date: 3 June 1999 (03.06.99)
(21) International Application Number: PCT/US98/24412 (22) International Filing Date: 16 November 1998 (16.11.98) (30) Priority Data: 08/978,541 26 November 1997 (26.11.97) US (71) Applicant: NEUROMEDICA, INC. [US/US]; Suite 450, 1100 E. Hector Street, Conshohocken, PA 19428 (US). (72) Inventors: BRADLEY, Matthews, O.; 4309 Sundown Road, Laytonsville, MD 20882 (US). SHASHOUA, Victor, E.; 115 Mill Street, Belmont, MA 02178 (US). SWINDELL, Charles, S.; 613 Schiller Avenue, Merion, PA 19066 (US). WEBB, Nigel, L.; 1101 Green Valley Road, Bryn Mawr, PA 19010 (US). (74) Agent: GATES, Edward, R.; Wolf, Greenfield & Sacks, P.C., 600 Atlantic Avenue, Boston, MA 02210 (US).	(81) Designated States: AU, CA, JP, European patent (AT, BE, CH, CY, DE, DK, ES, FI, FR, GB, GR, IE, IT, LU, MC, NL, PT, SE). Published <i>With international search report.</i>	
(54) Title: A COVALENT CONJUGATE OF CLOZAPINE WITH A FATTY ACID AND ITS USE FOR TREATING SCHIZOPHRENIA (57) Abstract The invention provides compositions that include conjugates of a fatty acid molecule, preferably <i>cis</i> -docosahexaenoic acid, and clozapine. The conjugates are useful in treating psychological disorders such as schizophrenia.		

A COVALENT CONJUGATE OF CLOZAPINE WITH A FATTY ACID AND ITS USE FOR TREATING SCHIZOPHRENIA

Background of the Invention

Psychotic conditions such as schizophrenia and related disorders (e.g. schizoaffective
5 disorder), are complex and heterogeneous diseases of uncertain etiology that afflict
approximately 1 to 2% of all populations worldwide. Schizophrenia is characterized as having
both "positive symptoms" (hallucinations, delusions, and conceptual disorganization) and
"negative symptoms" (apathy, social withdrawal, affect, and poverty of speech). Abnormal
activity of the neurotransmitter dopamine is a hallmark of schizophrenia. Dopaminergic activity
10 is reduced in the mesocortical system (resulting in negative symptoms) and is enhanced in the
mesolimbic system (resulting in positive or psychotic symptoms). Several other
neurotransmitters are involved, including serotonin, glutamate, and GABA.

For many years, schizophrenia was treated with classical antipsychotic drugs, the
neuroleptics, that block central dopamine receptors. The neuroleptics are effective for treating
15 the positive symptoms of schizophrenia, but have little or no effect on the negative symptoms.
The ability of these drugs to antagonize dopamine receptors correlates with antipsychotic
efficacy. Neuroleptic drugs include phenothiazines including aliphatics (e.g., chlorpromazine),
piperidines (e.g., thioridazine), and piperazines (e.g., fluphenazine); butyrophenones (e.g.,
haloperidol); thioxanthenes (e.g., flupenthixol); oxoindoles (e.g., molindone); dibenzoxazepines
20 (e.g., loxapine) and diphenylpiperidines (e.g., pimozide).

Unfortunately, neuroleptics-resistant negative symptoms account for most of the social
and vocational disability caused by schizophrenia. Further, neuroleptics cause extrapyramidal
symptoms, including rigidity, tremor, bradykinesia (slow movement), and bradyphrenia (slow
thought), as well as tardive dyskinesias and dystonias.

25 The atypical antipsychotics are a different class of antipsychotic drugs which have a
different receptor binding profile and effectiveness against the symptoms of schizophrenia.
Atypical antipsychotics bind central serotonin₂ (5-HT₂) receptors in addition to D₂ dopamine
receptors. Unlike the neuroleptics, they improve negative as well as positive symptoms. They
cause minimal extrapyramidal symptoms and rarely cause tardive dyskinesias, akathisia, or
30 acute dystonic reactions.

The first atypical antipsychotic drug approved for the treatment of schizophrenia was

- 2 -

clozapine. Clozapine binds D2 dopamine receptor weakly, but has a strong affinity for the 5-HT_{2A} receptor. Clozapine also antagonizes adrenergic, cholinergic, and histaminergic receptors. Clozapine is effective for the treatment of schizophrenia, especially for subjects who do not respond to traditional neuroleptic therapy. Clozapine has been found to be superior to neuroleptics for improving psychotic symptoms, and generally is better tolerated. The side effects of clozapine, however, present problems for safety and patient compliance. The side effects include sedation, orthostatic hypotension, hypersalivation, lowered seizure threshold and, in particular, agranulocytosis. The incidence of agranulocytosis in patients taking clozapine is about 1-2%. Agranulocytosis is a serious condition characterized by a precipitous drop in the white blood cell count; the seriousness of the condition mandates that white blood cell counts be measured each week for patients taking clozapine. Another patient compliance issue is the relatively short half life of clozapine *in vivo*, which necessitates multiple doses each day to maintain therapeutic effectiveness.

Fatty acids previously have been conjugated with drugs to help the drugs as conjugates cross the blood brain barrier. For example, DHA (docosahexaenoic acid) is a 22 carbon naturally-occurring, unbranched fatty acid that previously has been shown to be unusually effective in crossing the blood brain barrier. When DHA is conjugated to a drug, the entire drug-DHA conjugate is transported across the blood-brain barrier and into the brain.

DHA is attached via the acid group to hydrophilic drugs and renders these drugs more hydrophobic (lipophilic). DHA is an important constituent of the brain and recently has been approved as an additive to infant formula. It is present in the milk of lactating women. The mechanism of action by which DHA helps drugs conjugated to it cross the blood brain barrier is unknown.

Another example of the conjugation of fatty acids to a drug is the attachment of pipotiazine to stearic acid, palmitic acid, enanthic acid, undecylenic acid or 2,2-dimethyl-palmitic acid. Pipotiazine is a drug that acts within the central nervous system. The purpose of conjugating pipotiazine to the fatty acids was to create an oily solution of the drug as a liquid implant for slow release of the drug when injected intramuscularly. The release of the drug appeared to depend on the particular fatty acid selected, and the drug was tested for its activity in the central nervous system.

Lipidic molecules, including the fatty acids, also have been conjugated with drugs to

render the conjugates more lipophilic than the drug. In general, increased lipophilicity has been suggested as a mechanism for enhancing intestinal uptake of drugs into the lymphatic system, thereby enhancing the entry of the conjugate into the brain and also thereby avoiding first-pass metabolism of the conjugate in the liver. The type of lipidic molecules employed have included phospholipids, non-naturally occurring branched and unbranched fatty acids, and naturally occurring branched and unbranched fatty acids ranging from as few as 4 carbon atoms to more than 30 carbon atoms. In one instance, enhanced receptor binding activity was observed (for an adenosine receptor *agonist*), and it was postulated that the pendant lipid molecule interacted with the phospholipids membrane to act as a distal anchor for the receptor ligand in the membrane microenvironment of the receptor. This increase in potency, however, was not observed when the same lipid derivatives of adenosine receptor *antagonists* were used, and generalizations thus were not made possible by those studies.

Summary of the Invention

It has now been discovered that covalent conjugates of a fatty acid with clozapine have the unexpected property of extended therapeutic effectiveness. This unexpected property of the conjugate permits administration of lower doses of drug (as part of the covalent conjugate) to yield an antipsychotic therapeutic effect, thereby reducing the chances of serious side effects such as agranulocytosis. The unexpected property of the conjugate also permits less frequent dosing to maintain an antipsychotic therapeutic effect relative to unconjugated clozapine.

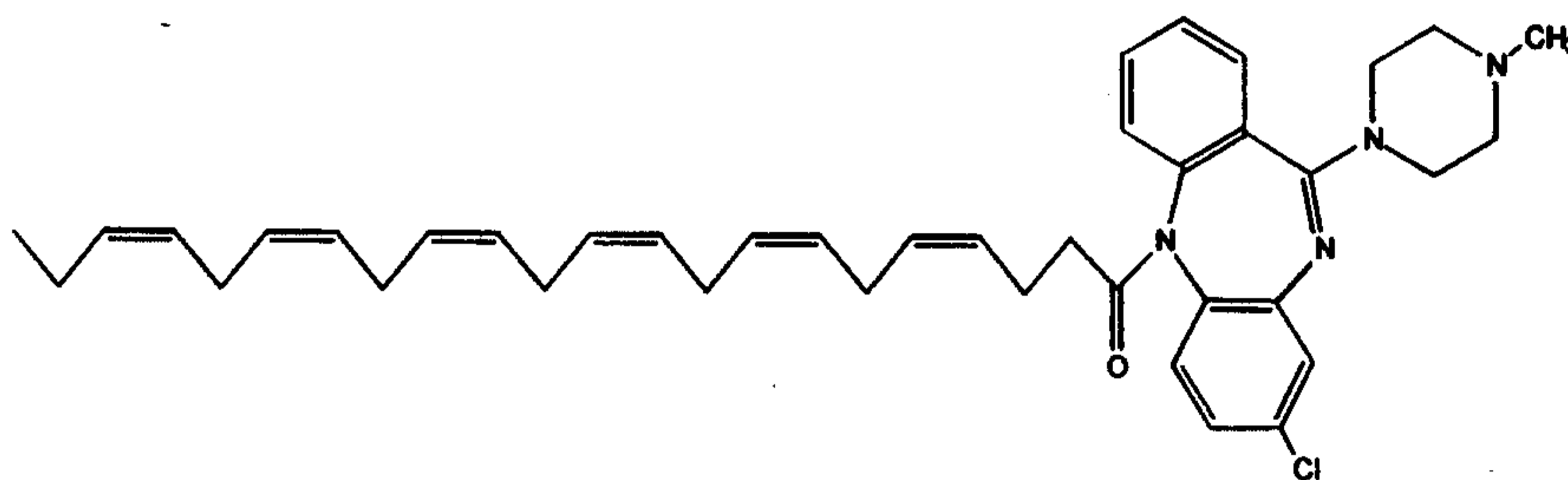
According to one aspect of the invention, a covalent conjugate of clozapine and a fatty acid having 12-26 carbons is provided. Preferably the fatty acid is an unbranched common naturally occurring fatty acid. More preferably, the fatty acid has between 14 and 22 carbons. Preferably, the fatty acid is conjugated to clozapine via an amide bond between the COOH of the fatty acid and the NH at position 5 of clozapine.

Unbranched common naturally occurring fatty acids include C12:0 (lauric acid), C14:0 (myristic acid), C16:0 (palmitic acid), C16:1 (palmitoleic acid), C16:2, C18:0 (stearic acid), C18:1 (oleic acid), C18:1-7 (vaccenic), C18:2-6 (linoleic acid), C18:3-3 (α -linolenic acid), C18:3-5 (eleostearic), C18:3-6 (β -linolenic acid), C18:4-3, C20:1 (gondoic acid), C20:2-6, C20:3-6 (dihomo- γ -linolenic acid), C20:4-3, C20:4-6 (arachidonic acid), C20:5-3

- 4 -

(eicosapentaenoic acid), C22:1 (docosenoic acid), C22:4-6 (docosatetraenoic acid), C22:5-6 (docosapentaenoic acid), C22:5-3 (docosapentaenoic), C22:6-3 (docosahexaenoic acid) and C24:1-9 (nervonic). Highly preferred unbranched, naturally occurring fatty acids are those with between 14 and 22 carbon atoms. The most preferred fatty acid is docosahexaenoic acid.

5 Preferably the covalent conjugate is:



According to another aspect of the invention, a pharmaceutical composition is provided. The pharmaceutical composition includes a pharmaceutically acceptable carrier and a covalent
 10 conjugate of clozapine and a fatty acid having 12-26 carbons. The covalent conjugate is present in the pharmaceutical composition in an amount effective for treating a psychotic condition. The preferred fatty acids, bonds, and covalent conjugate are as described above.

The pharmaceutical composition also may comprise an anti-psychotic agent other than the covalent conjugate. Suitable anti-psychotic agents are selected from the group consisting of
 15 Acetophenazine Maleate; Alentemol Hydrobromide; Alpertine; Azaperone; Batelapine Maleate; Benperidol; Benzindopyrine Hydrochloride; Brofoxine; Bromperidol; Bromperidol Decanoate; Butaclamol Hydrochloride; Butaperazine; Butaperazine Maleate; Carphenazine Maleate; Carvotroline Hydrochloride; Chlorpromazine; Chlorpromazine Hydrochloride; Chlorprothixene; Cinperene; Cintriamide; Clomacran Phosphate; Clopenthixol; Clopimozide; Clopipazan
 20 Mesylate; Cloroperone Hydrochloride; Clothiapine; Clothixamide Maleate; Clozapine; Cyclophenazine Hydrochloride; Droperidol; Etazolate Hydrochloride; Fenimide; Flucindole; Flumezapine; Fluphenazine Decanoate; Fluphenazine Enanthate; Fluphenazine Hydrochloride; Fluspiperone; Fluspirilene; Flutroline; Gevotroline Hydrochloride; Halopemide; Haloperidol; Haloperidol Decanoate; Iloperidone; Imidoline Hydrochloride; Lenperone; Mazapertine
 25 Succinate; Mesoridazine; Mesoridazine Besylate; Metiapine; Milenperone; Milipertine;

Molindone Hydrochloride; Naranol Hydrochloride; Neflumozide Hydrochloride; Ocaperidone; Olanzapine; Oxiperomide; Penfluridol; Pentiapine Maleate; Perphenazine; Pimozide; Pinoxepin Hydrochloride; Pipamperone; Piperacetazine; Pipotiazine Palmitate; Piquindone Hydrochloride; Prochlorperazine Edisylate; Prochlorperazine Maleate; Promazine Hydrochloride; Quetiapine; Remoxipride; Remoxipride Hydrochloride; Risperidone; Rimcazole Hydrochloride; Seperidol Hydrochloride; Sertindole; Setoperone; Spiperone; Thioridazine; Thioridazine Hydrochloride; Thiothixene; Thiothixene Hydrochloride; Tioperidone Hydrochloride; Tiospirone Hydrochloride; Trifluoperazine Hydrochloride; Trifluoperidol; Triflupromazine; Triflupromazine Hydrochloride; and Ziprasidone Hydrochloride.

According to another aspect of the invention, a kit is provided. The kit comprises a package which houses a container containing the covalent conjugate as described above. The package also houses instructions for administering the covalent conjugate to a subject having a psychotic condition.

According to another aspect of the invention, a second kit is provided. The kit comprises a package which houses a first container containing the covalent conjugate described above, it further houses a second container containing an anti-psychotic agent other than the covalent conjugate and also houses instructions for administering to a subject, having a psychotic condition, the covalent conjugate and the anti-psychotic agent other than the covalent conjugate.

In the kits of the invention, the preferred fatty acids, bonds and conjugates are as described above.

According to another aspect of the invention, a method is provided for treating a psychotic condition. The method involves administering to a subject in need of such treatment a covalent conjugate of clozapine and a fatty acid having 12-26 carbons, in an amount effective to treat the psychotic condition. The preferred fatty acids, bonds and conjugates are as described above. Likewise, cocktails as described above may be administered.

According to another aspect, the invention relates to a use of a covalent conjugate of clozapine and a fatty acid having 12-26 carbons, for the treatment of a psychotic condition. The preferred fatty acids, bonds and conjugates are as described above. Likewise, cocktails as described above may be used.

According to another aspect, the invention relates to a use of a covalent conjugate of clozapine and a fatty acid having 12-26 carbons for the manufacture of a medicament for the treatment of a psychotic condition. The preferred fatty acids, bonds and conjugates are as described above. Likewise, cocktails as described above may be used.

According to another aspect of the invention, a method is provided for achieving in a subject a therapeutic effect longer than the effect achieved if an equimolar amount of clozapine were administered. The method involves administering to a subject in need of such treatment a covalent conjugate of clozapine and a fatty acid in an amount effective to achieve said therapeutic effect. The preferred fatty acids, bonds and covalent conjugates are as described above.

According to another aspect, the invention relates to a use of a covalent conjugate of clozapine and a fatty acid having 12-26 carbon atoms for achieving in a subject a therapeutic effect longer than that achieved with an equimolar amount of clozapine. The preferred fatty acids, bonds and conjugates are as described above.

According to another aspect, the invention relates to a use of a covalent conjugate of clozapine and a fatty acid having 12- 26 carbon atoms for the manufacture of a medicament for achieving in a subject a therapeutic effect longer than that achieved with an equimolar amount of clozapine. The preferred fatty acids, bonds and conjugates are as described above.

In accordance with a further aspect of the invention, there is provided a pharmaceutical composition comprising a covalent conjugate of clozapine and a fatty acid having 12-26 carbons in an amount effective for treating a psychotic condition, and a pharmaceutically acceptable carrier.

According to still another aspect of the invention, a method is provided for decreasing the

number of daily doses required to achieve in a subject a therapeutic effect equivalent to that achieved if an equimolar amount of clozapine were administered to the subject. The method involves administering to a subject in need of such treatment a covalent conjugate of clozapine and a fatty acid in an amount effective to achieve said therapeutic effect. Preferably, the covalent conjugate is administered not more than one time per day. The preferred fatty acids, bonds and covalent conjugate are as described above.

According to another aspect, the invention relates to a use of a covalent conjugate of clozapine and a fatty acid having 12-26 carbon atoms for decreasing the number of daily doses required to achieve in a subject a therapeutic effect equivalent to that achieved with an equimolar amount of clozapine. The preferred fatty acids, bonds and conjugates are as described above.

According to another aspect, the invention relates to a use of a covalent conjugate of clozapine and a fatty acid having 12-26 carbon atoms for the manufacture of a medicament for decreasing the number of daily doses required to achieve in a subject a therapeutic effect equivalent to that achieved with an equimolar amount of clozapine. The preferred fatty acids, bonds and conjugates are as described above.

These and other aspects of the invention are described below.

Brief Description of the Drawings

Fig. 1 is a graph which shows the dose response over time of clozapine against locomotor behavioral arousal induced by apomorphine. Clozapine 1, 3, and 10 refer to doses of clozapine at 1, 3 and 10 mg/kg, respectively, administered i.p.

Fig. 2 is a graph which shows the dose response over time of DHA-clozapine against locomotor behavioral arousal induced by apomorphine. DHA-clozapine 1, 3 and 10 refer to doses of DHA-clozapine at 1, 3 and 10 mg/kg, respectively, administered i.p.

Fig. 3 is a graph which shows a comparison of the activity over time of clozapine and DHA-clozapine against locomotor behavioral arousal induced by apomorphine when administered at 3 mg/kg.

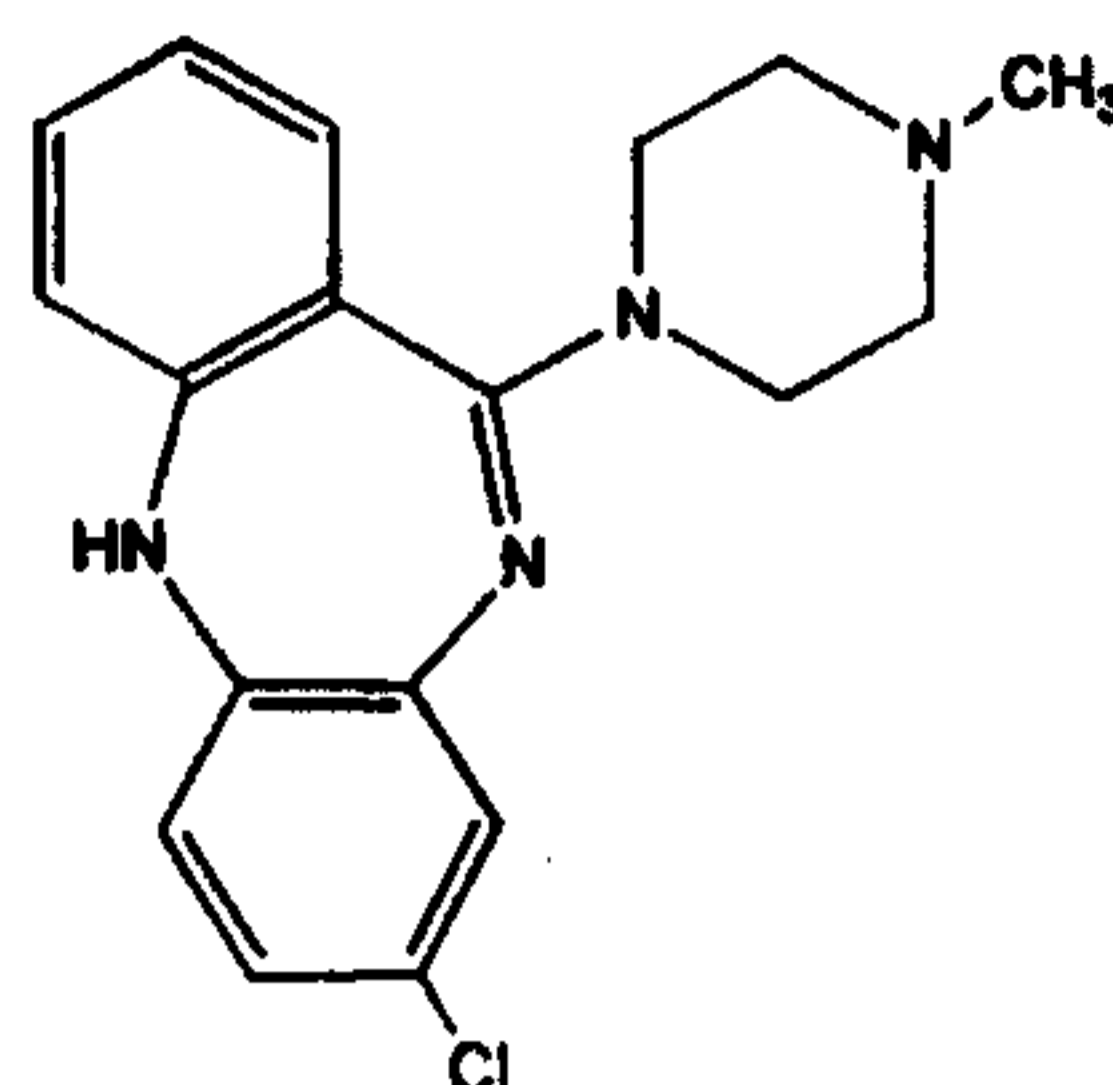
Fig. 4 is a graph which shows a comparison of the activity over time of clozapine and DHA-clozapine against locomotor behavioral arousal induced by apomorphine when administered at 10 mg/kg.

Fig. 5 is a graph which shows the molar-dose response of clozapine and DHA-clozapine at the 360-420 min time point for calculation of ED50.

Detailed Description of the Invention

Clozapine is one of the class of "atypical" antipsychotics, having the following structure:

- 7 -



cis-docosahexaenoic acid (DHA) is a naturally occurring fatty acid. It is an unbranched chain fatty acid with six double bonds, all *cis*. Its structure is as follows:

5



DHA can be isolated, for example, from fish oil or can be chemically synthesized. These methods, however, can generate *trans* isomers, which are difficult and expensive to separate and which may present safety problems in humans. The preferred method of production is biological synthesis to produce the all *cis* isomer. The preferred source of DHA is from Martek Biosciences Corporation of Columbia, Maryland. Martek has a patented system for manufacturing DHA using microalgae which synthesize only a single isomer of DHA, the all *cis* isomer. Martek's patents include U.S. Pat. Nos. 5,374,657, 5,492,938, 5,407,957 and 5,397,591.

DHA also is present in the milk of lactating women, and Martek's licensee has obtained approval in Europe of DHA as a nutritional supplement for infant formula.

It is known that DHA can be unstable in the presence of oxygen. To stabilize DHA and its conjugates it is important to add anti-oxidants to the material after it is synthesized. One method of stabilization is to make-up the newly synthesized material in the following solution:
 100 g neat DHA-clozapine plus 100 g of vehicle (100ml propylene glycol, 70 mg alpha-tocopherol, 5 mg dialaurylthiodipropionic acid, 50 mg ascorbic acid) prepared and held under argon in amber, sealed vials and stored at four degrees centigrade. The following anti-oxidants may also be employed: ascorbic acid, ascorbyl palmitate, dialauryl ascorbate, hydroquinone,

- 8 -

butyated hydroxyanisole, sodium meta bisulfite, *t*- β carotene and α -tocopherol. A heavy metal chelator such as ethylenediamine tetra-acetic acid (EDTA) may also be used.

In one aspect of the invention, cocktails of the clozapine-fatty acid conjugate and another antipsychotic agent can be prepared for administration to subjects having a need for such treatment. One of ordinary skill in the art is familiar with a variety of antipsychotic agents which are used in the medical arts to treat psychoses such as schizophrenia. Antipsychotic agents include Acetophenazine Maleate; Alentemol Hydrobromide; Alpertine; Azaperone; Batelapine Maleate; Benperidol; Benzindopyrine Hydrochloride; Brofoxine; Bromperidol; Bromperidol Decanoate; Butaclamol Hydrochloride; Butaperazine; Butaperazine Maleate; Carphenazine Maleate; Carvotroline Hydrochloride; Chlorpromazine; Chlorpromazine Hydrochloride; Chlorprothixene; Cinperene; Cintriamide; Clomacran Phosphate; Clopenthixol; Clopimozide; Clopipazan Mesylate; Cloroperone Hydrochloride; Clothiapine; Clothixamide Maleate; Clozapine; Cyclophenazine Hydrochloride; Droperidol; Etazolate Hydrochloride; Fenimide; Flucindole; Flumezapine; Fluphenazine Decanoate; Fluphenazine Enanthate; Fluphenazine Hydrochloride; Fluspiperone; Fluspirilene; Flutroline; Gevotroline Hydrochloride; Halopemide; Haloperidol; Haloperidol Decanoate; Iloperidone; Imidoline Hydrochloride; Lenperone; Mazapertine Succinate; Mesoridazine; Mesoridazine Besylate; Metiapine; Milenperone; Milipertine; Molindone Hydrochloride; Naranol Hydrochloride; Neflumozide Hydrochloride; Ocaperidone; Olanzapine; Oxiperomide; Penfluridol; Pentiapine Maleate; Perphenazine; Pimozide; Pinoxepin Hydrochloride; Pipamperone; Piperacetazine; Pipotiazine Palmitate; Piquindone Hydrochloride; Prochlorperazine Edisylate; Prochlorperazine Maleate; Promazine Hydrochloride; Quetiapine; Remoxipride; Remoxipride Hydrochloride; Risperidone; Rimcazole Hydrochloride; Seperidol Hydrochloride; Sertindole ; Setoperone; Spiperone; Thioridazine ; Thioridazine Hydrochloride; Thiothixene; Thiothixene Hydrochloride; Tioperidone Hydrochloride; Tiospirone Hydrochloride; Trifluoperazine Hydrochloride; Trifluperidol; Triflupromazine; Triflupromazine Hydrochloride; and Ziprasidone Hydrochloride.

The compounds of the invention, when used in alone or in cocktails, are administered in therapeutically effective amounts. A therapeutically effective amount will be determined by the parameters discussed below; but, in any event, is that amount which establishes a level of the drug(s) effective for treating a psychotic disorder, including schizophrenia.

When administered, the formulations of the invention are applied in pharmaceutically

- 9 -

acceptable compositions. Such preparations may routinely contain salts, buffering agents, preservatives, compatible carriers, and optionally other therapeutic ingredients. When used in medicine the salts should be pharmaceutically acceptable, but non-pharmaceutically acceptable salts may conveniently be used to prepare pharmaceutically acceptable salts thereof and are not excluded from the scope of the invention. Such pharmacologically and pharmaceutically acceptable salts include, but are not limited to, those prepared from the following acids: hydrochloric, hydrobromic, sulphuric, nitric, phosphoric, maleic, acetic, salicylic, p-toluene sulfonic, tartaric, citric, methane sulfonic, formic, malonic, succinic, naphthalene-2-sulfonic, and benzene sulfonic. Also, pharmaceutically acceptable salts can be prepared as alkaline metal or alkaline earth salts, such as sodium, potassium or calcium salts.

Suitable buffering agents include: acetic acid and a salt (1-2% W/V); citric acid and a salt (1-3% W/V); and phosphoric acid and a salt (0.8-2% W/V).

Suitable preservatives include benzalkonium chloride (0.003-0.03% W/V); chlorobutanol (0.3-0.9% W/V); parabens (0.01-0.25% W/V) and thimerosal (0.004-0.02% W/V).

The active compounds of the present invention may be a pharmaceutical composition having a therapeutically effective amount of a conjugate of the invention optionally included in a pharmaceutically-acceptable carrier. The term "pharmaceutically-acceptable carrier" as used herein means one or more compatible solid or liquid filler, dilutants or encapsulating substances which are suitable for administration to a human or other animal. The term "carrier" denotes an organic or inorganic ingredient, natural or synthetic, with which the active ingredient is combined to facilitate the application. The components of the pharmaceutical compositions are capable of being commingled with the molecules of the present invention, and with each other, in a manner such that there is no interaction which would substantially impair the desired pharmaceutical efficacy.

Compositions suitable for parenteral administration conveniently comprise a sterile preparation of the conjugates of the invention. This preparation may be formulated according to known methods. The sterile preparation thus may be a sterile solution or suspension in a non-toxic parenterally-acceptable diluent or solvent. In addition, sterile, fixed oils are conventionally employed as a solvent or suspending medium. For this purpose any bland fixed oil may be employed including synthetic mono or di-glycerides. In addition, fatty acids such as oleic acid find use in the preparation of injectables. Carrier formulations suitable for oral,

- 10 -

subcutaneous, intravenous, intramuscular, etc. can be found in Remington's Pharmaceutical Sciences, Mack Publishing Company, Easton, PA.

The invention is used in connection with treating subjects having, suspected of having, developing or suspected of developing a psychotic condition such as schizophrenia, or animals
5 having or exhibiting symptoms characteristic of schizophrenia.

The conjugates of the invention, when used in alone or in cocktails, are administered in effective amounts. An effective amount means that amount alone or with multiple doses, necessary to delay the onset of, inhibit completely or lessen the progression of or halt altogether the onset or progression of schizophrenia. In general, an effective amount will be that amount
10 necessary to inhibit completely or lessen either negative or positive symptoms of schizophrenia, and preferably both negative and positive symptoms of schizophrenia. The inhibition of the negative and/or positive symptoms of schizophrenia can be monitored by standard psychiatric evaluation of the subject over time. In addition, other physiological methods for monitoring the changes in brain function which accompany symptoms of schizophrenia also can be employed to
15 monitor the inhibition of the symptoms. For example, the state of advancement of schizophrenia can be assessed using magnetic resonance imaging (MRI) (see, e.g., DeLisi et al., *Psychiatry Res.* 74(3):129-140, 1997) or positron emission tomography (PET) (see, e.g., Sabri et al., *Lancet* 349:1735-1739, 1997; Andreasen et al., *Lancet* 349:1730-1734, 1997). When administered to a subject, effective amounts will depend, of course, on the particular condition being treated; the
20 severity of the condition; individual patient parameters including age, physical condition, size and weight; concurrent treatment; frequency of treatment; and the mode of administration. These factors are well known to those of ordinary skill in the art and can be addressed with no more than routine experimentation. It is preferred generally that a maximum dose be used, that is, the highest safe dose according to sound medical judgment.

25 Dosage may be adjusted appropriately to achieve desired drug levels, locally or systemically. Generally, daily oral doses of active compounds will be from about 0.01 mg/kg per day to 1000 mg/kg per day. It is expected that IV doses in the same range will be effective. In the event that the response in a subject is insufficient at such doses, even higher doses (or effective higher doses by a different, more localized delivery route) may be employed to the
30 extent that patient tolerance permits. Continuous IV dosing over, for example 24 hours or

- 11 -

multiple doses per day also are contemplated to achieve appropriate systemic levels of compounds.

The preferred dose is believed to be at least 1/2, more preferably 1/4 and even more preferably 1/6 or less than the dose required to achieve the same therapeutic effect when an equimolar amount of clozapine is administered but nonconjugated to a fatty acid. Clozapine typically is administered in doses of 50-200 mg, 2-3 times per day.

A variety of administration routes are available. The particular mode selected will depend of course, upon the particular drug selected, the severity of the disease state being treated and the dosage required for therapeutic efficacy. The methods of this invention, generally speaking, may be practiced using any mode of administration that is medically acceptable, meaning any mode that produces effective levels of the active compounds without causing clinically unacceptable adverse effects. Such modes of administration include oral, rectal, sublingual, topical, nasal, transdermal or parenteral routes. The term "parenteral" includes subcutaneous, intravenous, intramuscular, or infusion. Oral routes are preferred, although administration by injection may be practical.

The compositions may conveniently be presented in unit dosage form and may be prepared by any of the methods well known in the art of pharmacy. All methods include the step of bringing the conjugates of the invention into association with a carrier which constitutes one or more accessory ingredients. In general, the compositions are prepared by uniformly and intimately bringing the compounds into association with a liquid carrier, a finely divided solid carrier, or both, and then, if necessary, shaping the product.

Compositions suitable for oral administration may be presented as discrete units such as capsules, cachets, tablets, or lozenges, each containing a predetermined amount of the active compound. Other compositions include suspensions in aqueous liquors or non-aqueous liquids such as a syrup, an elixir, or an emulsion.

Other delivery systems can include time-release, delayed release or sustained release delivery systems. Such systems can avoid repeated administrations of the active compounds of the invention, increasing convenience to the subject and the physician. Many types of release delivery systems are available and known to those of ordinary skill in the art. They include polymer based systems such as polylactic and polyglycolic acid, polyanhydrides and polycaprolactone; nonpolymer systems that are lipids including sterols such as cholesterol,

- 12 -

cholesterol esters and fatty acids or neutral fats such as mono-, di and triglycerides; hydrogel release systems; silastic systems; peptide based systems; wax coatings, compressed tablets using conventional binders and excipients, partially fused implants and the like. In addition, a pump-based hardware delivery system can be used, some of which are adapted for implantation.

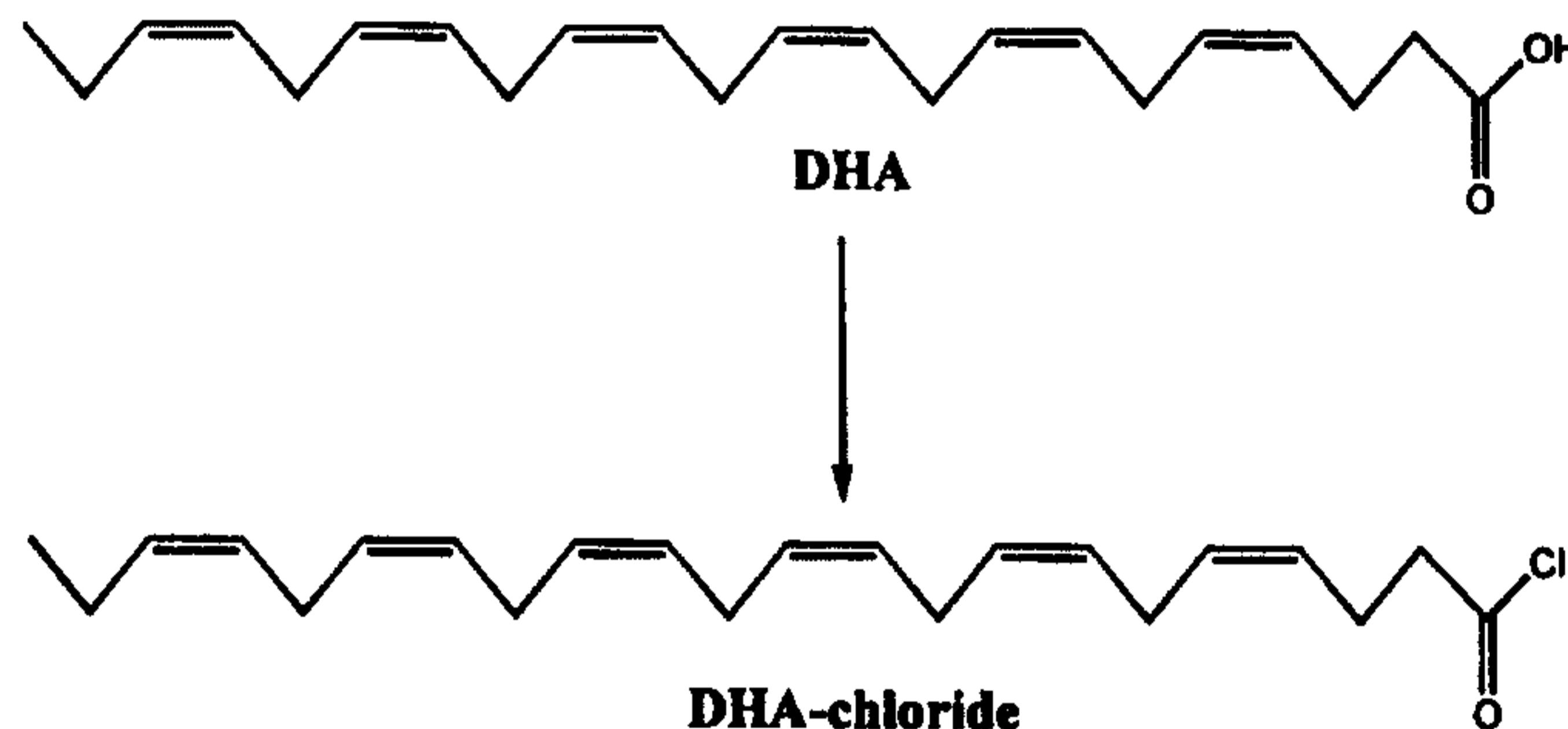
5 A long-term sustained release implant also may be used. "Long-term" release, as used herein, means that the implant is constructed and arranged to deliver therapeutic levels of the active ingredient for at least 30 days, and preferably 60 days. Long-term sustained release implants are well known to those of ordinary skill in the art and include some of the release systems described above.

10

Examples

A) Synthesis of DHA-clozapine:

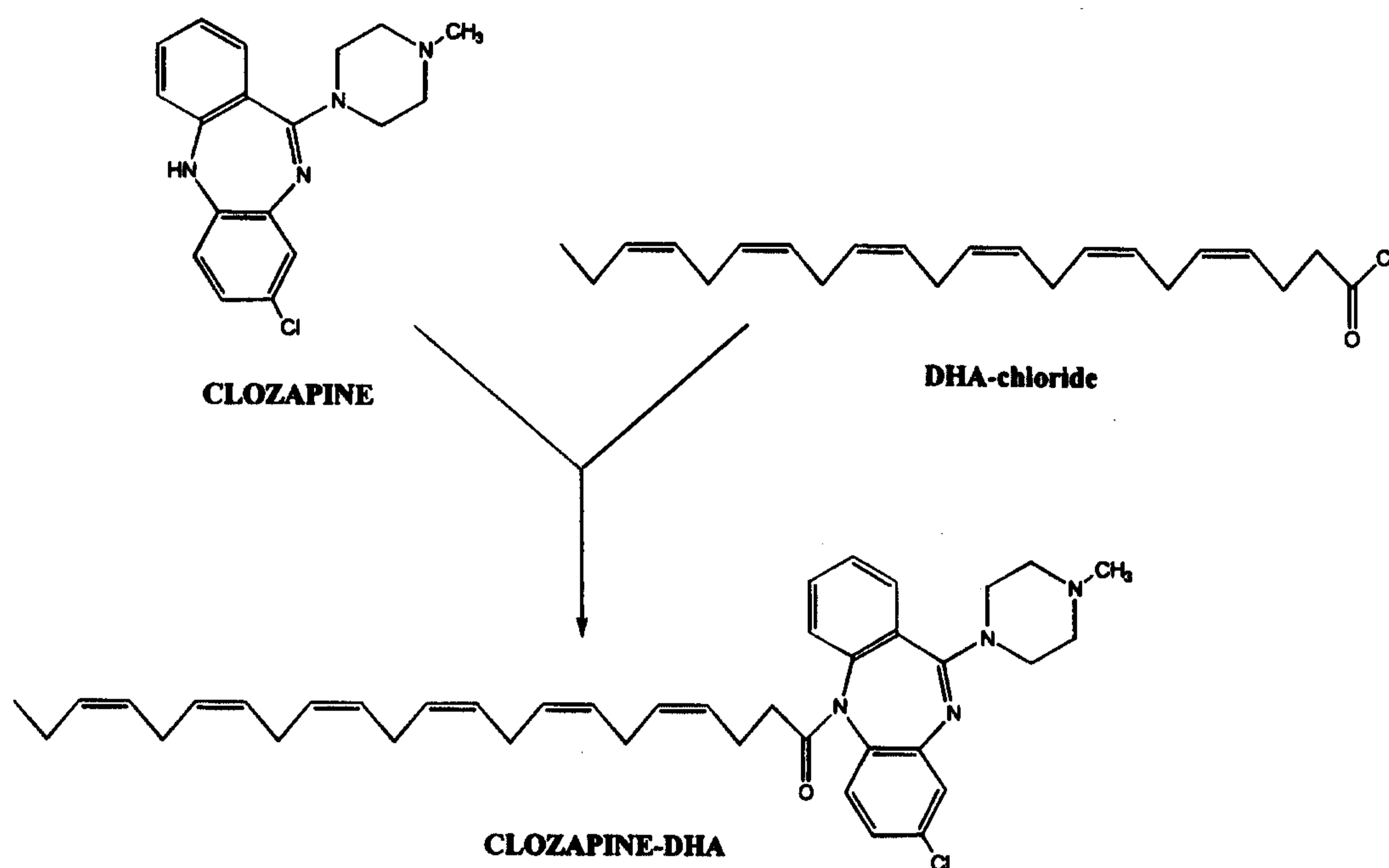
15



Preparation of DHA-chloride:

To a solution of DHA (2.0 g, 6.08 mmol) in CH_2Cl_2 (8 ml) was added thionylchloride (2.22 ml, 30.4 mmol), at 0°C under an Argon atmosphere and the reaction mixture was stirred
20 at room temperature for 14 h. Excess thionylchloride was removed by co-evaporation with dry benzene (6 ml) under reduced pressure. The resulting acid chloride was dried in high vacuum and subsequently used as such for the following reaction without purification.

- 13 -



Preparation of Clozapine-DHA analog:

To a solution of clozapine (950 mg, 2.90 mmol) in dry toluene (30 ml) was added dry pyridine (235 μ l, 2.90 mmol) followed by DHA-chloride (1.25 ml, 3.98 mmol) under an Argon atmosphere at room temperature. The reaction mixture was refluxed for 3 h, cooled to room temperature, and stirred with 10% aq. Na_2CO_3 solution (5 ml) for about 20 min. The reaction mixture was washed with water (3 x 20 ml), the combined aqueous phase was extracted once with ether (20 ml), the organic phase was dried (Na_2SO_4) and concentrated under reduced pressure. The residue was purified by chromatography on florisil with 98:2 CHCl_3 - methanol as eluent to yield the clozapine-DHA analog as an orange red viscous liquid (1.65 g, 89%).

NMR analysis of the product was as follows:

^1H NMR (300 MHz, CDCl_3): δ 0.97 (t, $J = 7.6$ Hz, 3 H), 2.07 (apparent quintet, $J = 7.4$ Hz, 2 H), 2.15 - 2.29 (m, 8 H), 2.29 (s, 3 H), 2.73 - 2.86 (m, 10 H), 3.48 - 3.90 (m, 4 H),

- 14 -

5.25 - 5.44 (m, 12 H), 6.96 (dd, $J = 8.4, 2.4$ Hz, 1 H), 7.12 (d, $J = 8.4$ Hz, 1 H), 7.36 - 7.50 (m, 3 H), 7.52 - 7.55 (m, 1 H).

¹³C NMR (75 MHz, CDCl₃): δ 14.22, 20.50 (2C), 22.82, 25.48, 25.49 (2C), 25.578 (4C),
5 33.44, 45.91, 54.66, 123.19, 126.10, 126.65, 126.97, 127.63, 127.81, 127.83 (2C), 128.07,
128.09, 128.15 (2C), 128.21 (2C), 128.51 (2C), 129.07 (2C), 131.97, 132.01, 133.37,
133.94, 144.72, 146.13, 160.29 and 172.98.

B) Methods of Use:

10 Experimental procedures

Animals: rats.

Rats/group: nine.

Route of administration: i.p.

15 Clozapine and DHA-clozapine were made-up to a 50% w/w solution in propylene glycol. This solution was injected directly into the peritoneum at the appropriate dose.

Physiological measurements:

A standard animal model of schizophrenia symptoms (apomorphine increased hyper-
20 locomotion) was used to assess the activity of the DHA-clozapine conjugate. To start the experiment, 1.0 mg/kg of R(-)apomorphine was injected into the peritoneum of each rat, which caused the locomotor activity of the rats to increase. The DHA-clozapine conjugate was then administered i.p., and the drug's effect on apomorphine increased hyper-locomotion was measured electronically in a computerized activity monitoring system.

25

Results:

DHA-clozapine and clozapine were both active against locomotor behavioral arousal induced by 1 mg/kg, i.p., of R(-) apomorphine, within an hour after injection of the tested central depressants at doses of 10 mg/kg, i.p. (Figs. 1 & 2).

30

DHA-clozapine was much longer acting than clozapine, in that the effect of doses of DHA-clozapine of 3 mg/kg, i.p., persisted for 24 hours after administration. In contrast, the

effect of clozapine persisted weakly for not more than 2 or 4 hours at that dose. At 10mg/kg, DHA-clozapine produced profound inhibition of behavioral arousal that persisted for longer than 25 hours, whereas behavior had returned to control levels within 3-5 hours after administration of clozapine. Thus, DHA-clozapine was at least six-times longer-acting, and probably even more longer-acting if equimolar doses were compared. (Figs. 3 & 4, in which asterisks indicate $p < 0.05$ for planned post-hoc comparisons by Scheffé's test after a two-way ANOVA for effect of drug testing time: $F[1, 80 \text{ df}] = 80.3$ at 3 mg/kg, and $F [1, 80 \text{ df}] 146$ at 10 mg/kg; both $p < 0.0001$ for a difference between drugs).

On a molar-dose basis (MW of clozapine = 327; DHA-clozapine = 637), with testing at hours 3-4 after dosing. DHA-CLZ produced 50% inhibition of locomotor arousal induced by R(-)-apomorphine at about 3.5 $\mu\text{mol/kg}$, i.p., whereas clozapine itself required a dose of about 22.5 $\mu\text{mol/kg}$ to produce the same effect (Fig. 4). Thus, the DHA-derivative was approximately 6.4-times more potent.

In conclusion, DHA-clozapine appears to be a potent, long-acting central depressant with powerful and prolonged antiapomorphine activity in the rat after systemic injection, with the ED50 of about 3.5 $\mu\text{mol/kg}$, i.p., and duration of action of more than 24 hours after doses on the order of 10-15 $\mu\text{mol/kg}$.

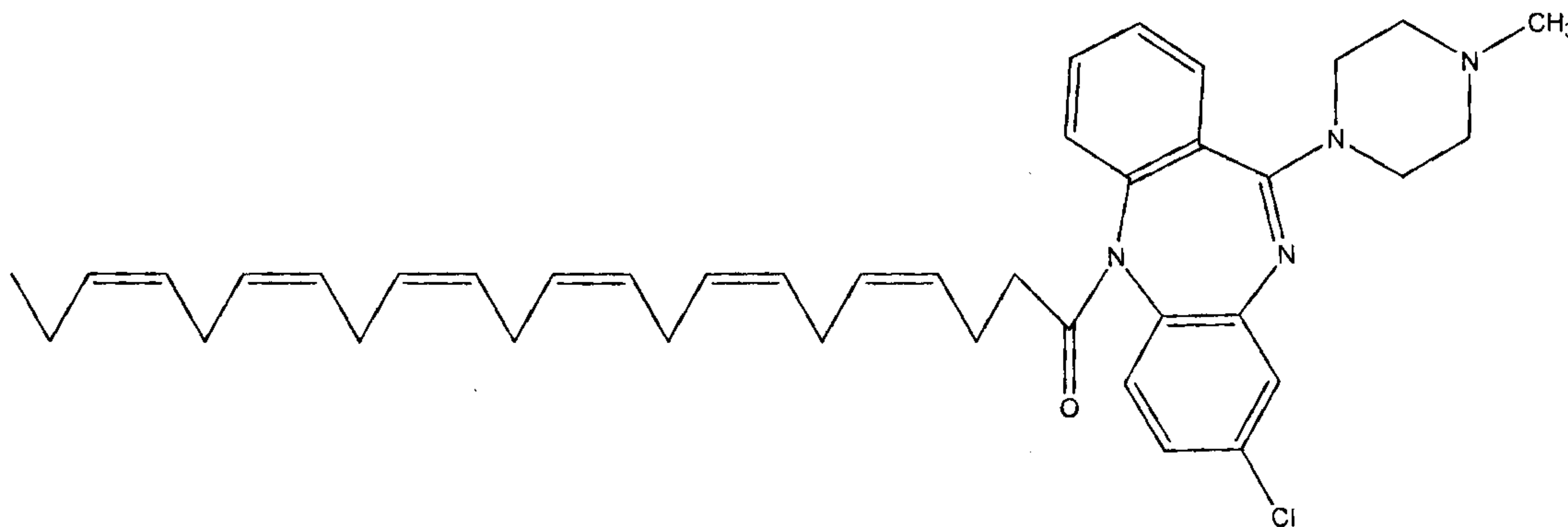
Such an increase in half-life has a number of medical implications such as better control of patients' psychotic symptoms since the longer half-life should allow "once a day dosing" and at lower doses. Lower total doses should result in a decrease of the peripherally and perhaps centrally mediated side-effects of clozapine.

Other aspects of the invention will be clear to the skilled artisan and need not be repeated here.

While the invention has been described with respect to certain embodiments, it should be appreciated that many modifications and changes may be made by those of ordinary skill in the art without departing from the spirit of the invention. It is intended that such modification, changes and equivalents fall within the scope of the following claims.

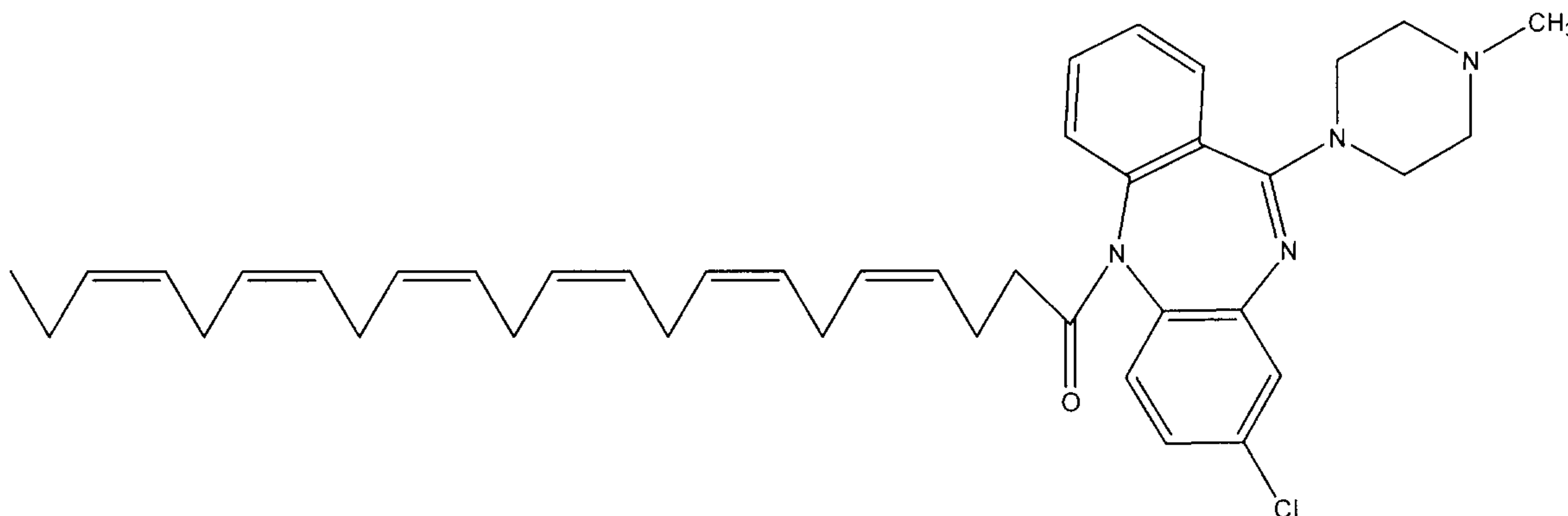
CLAIMS

1. A covalent conjugate of clozapine and a fatty acid having 12-26 carbons.
2. A covalent conjugate as defined in claim 1, wherein the fatty acid is an unbranched, naturally occurring fatty acid.
3. A covalent conjugate as defined in claim 2, wherein the fatty acid has 14-22 carbons.
4. A covalent conjugate as defined in claim 3, wherein the fatty acid is conjugated to clozapine via an amide bond between the COOH of the fatty acid and the NH at position 5 of clozapine.
5. A covalent conjugate as defined in claim 4, corresponding to the following formula:



6. A pharmaceutical composition comprising a covalent conjugate of clozapine and a fatty acid having 12-26 carbons in an amount effective for treating a psychotic condition, and a pharmaceutically acceptable carrier.
7. The pharmaceutical composition of claim 6, wherein the fatty acid is an unbranched, naturally occurring fatty acid.
8. The pharmaceutical composition of claim 7, wherein the fatty acid has 14-22 carbons.
9. The pharmaceutical composition of claim 6, wherein the fatty acid is conjugated to clozapine via an amide bond between the COOH of the fatty acid and the NH at position 5 of clozapine.

10. The pharmaceutical composition of claim 6, wherein the covalent conjugate is



11. The pharmaceutical composition of any one of claims 6 to 10 further comprising an anti-psychotic agent other than the covalent conjugate.

12. The pharmaceutical composition of claim 11 wherein the anti-psychotic agent is selected from the group consisting of Acetophenazine Maleate; Alentemol Hydrobromide; Alpertine; Azaperone; Batelapine Maleate; Benperidol; Benzindopyrine Hydrochloride; Brofoxine; Bromperidol; Bromperidol Decanoate; Butaclamol Hydrochloride; Butaperazine; Butaperazine Maleate; Carphenazine Maleate; Carvotroline Hydrochloride; Chlorpromazine; Chlorpromazine Hydrochloride; Chlorprothixene; Cinperene; Cintriamide; Clomacran Phosphate; Clopenthixol; Clopimozide; Clopipazan Mesylate; Cloroperone Hydrochloride; Clothiapine; Clothixamide Maleate; Clozapine; Cyclophenazine Hydrochloride; Droperidol; Etazolate Hydrochloride; Fenimide; Flucindole; Flumezapine; Fluphenazine Decanoate; Fluphenazine Enanthate; Fluphenazine Hydrochloride; Fluspiperone; Fluspirilene; Flutroline; Gevotroline Hydrochloride; Halopemide; Haloperidol; Haloperidol Decanoate; Iloperidone; Imidoline Hydrochloride; Lenperone; Mazapertine Succinate; Mesoridazine; Mesoridazine Besylate; Metiapine; Milenperone; Milipertine; Molindone Hydrochloride; Naranol Hydrochloride; Neflumozide Hydrochloride; Ocaperidone; Olanzapine; Oxiperomide; Penfluridol; Pentiapine Maleate; Perphenazine; Pimozide; Pinoxepin Hydrochloride; Pipamperone; Piperacetazine; Pipotiazine Palmitate; Piquindone Hydrochloride; Prochlorperazine Edisylate; Prochlorperazine Maleate; Promazine Hydrochloride; Quetiapine; Remoxipride; Remoxipride Hydrochloride; Risperidone; Rimcazole Hydrochloride; Seperidol Hydrochloride; Sertindole ; Setoperone; Spiperone; Thioridazine; Thioridazine Hydrochloride; Thiothixene; Thiothixene Hydrochloride;

Tioperidone Hydrochloride; Tiospirone Hydrochloride; Trifluoperazine Hydrochloride; Trifluoperidol; Triflupromazine; Triflupromazine Hydrochloride; and Ziprasidone Hydrochloride.

13. A kit comprising a package housing a container containing a covalent conjugate as defined in any one of claims 1 to 5, and also housing instructions for administering to a subject having a psychotic condition the covalent conjugate.

14. A kit comprising a package housing a first container containing a covalent conjugate as defined in any one of claims 1 to 5, a second container containing an anti-psychotic agent other than the covalent conjugate and also housing instructions for administering to a subject having a psychotic condition the covalent conjugate and the anti-psychotic agent other than the covalent conjugate.

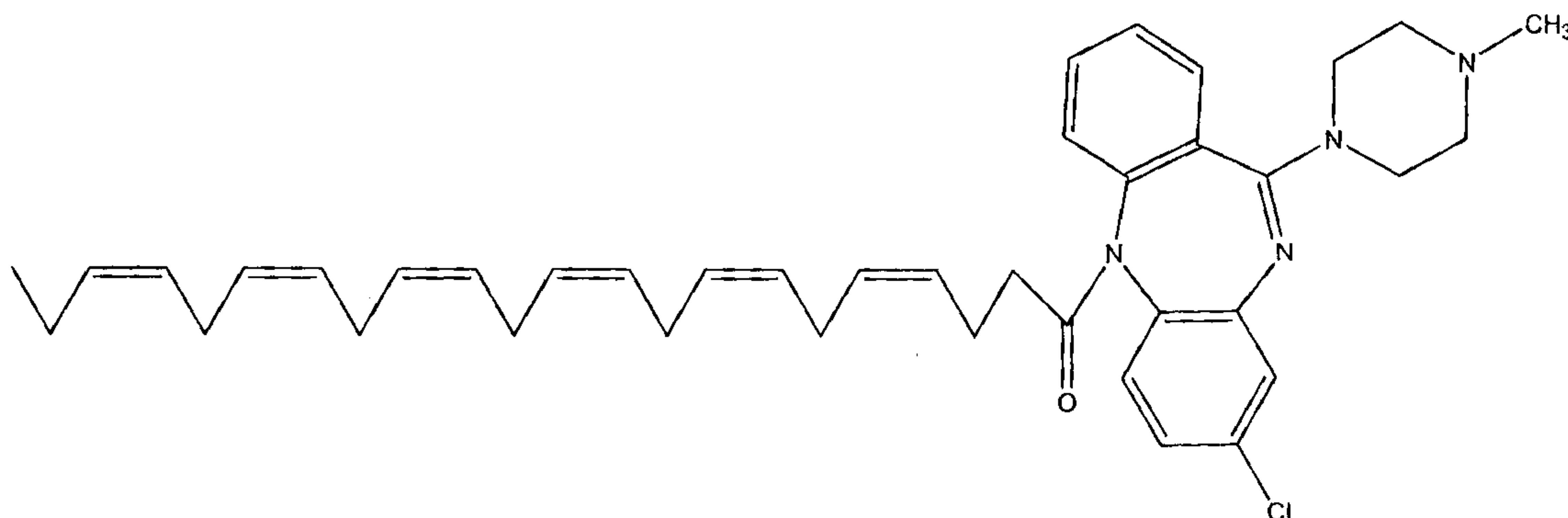
15. Use of a covalent conjugate of clozapine and a fatty acid having 12-26 carbons, for the treatment of a psychotic condition.

16. Use according to claim 15, wherein the fatty acid is an unbranched, naturally occurring fatty acid.

17. Use according to claim 16, wherein the fatty acid has 14-22 carbons.

18. Use according to claim 15, wherein the fatty acid is conjugated to clozapine via an amide bond between the COOH of the fatty acid and the NH at position 5 of clozapine.

19. Use according to claim 15, wherein the covalent conjugate is



20. Use according to any one of claims 15 to 19 further with an anti-psychotic agent other than the covalent conjugate.

21. Use according to claim 20 wherein the anti-psychotic agent is selected from the group consisting of Acetophenazine Maleate; Alentemol Hydrobromide; Alpertine; Azaperone; Batelapine Maleate; Benperidol; Benzindopyrine Hydrochloride; Brofoxine; Bromperidol; Bromperidol Decanoate; Butaclamol Hydrochloride; Butaperazine; Butaperazine Maleate; Carphenazine Maleate; Carvotroline Hydrochloride; Chlorpromazine; Chlorpromazine Hydrochloride; Chlorprothixene; Cinperene; Cintriamide; Clomacran Phosphate; Clopenthixol; Clopimozide; Clopipazan Mesylate; Cloroperone Hydrochloride; Clothiapine; Clothixamide Maleate; Clozapine; Cyclophenazine Hydrochloride; Droperidol; Etazolate Hydrochloride; Fenimide; Flucindole; Flumezapine; Fluphenazine Decanoate; Fluphenazine Enanthate; Fluphenazine Hydrochloride; Fluspiperone; Fluspirilene; Flutroline; Gevotroline Hydrochloride; Halopemide; Haloperidol; Haloperidol Decanoate; Iloperidone; Imidoline Hydrochloride; Lenperone; Mazapertine Succinate; Mesoridazine; Mesoridazine Besylate; Metiapine; Milenperone; Milipertine; Molindone Hydrochloride; Naranol Hydrochloride; Neflumozide Hydrochloride; Ocaperidone; Olanzapine; Oxiperomide; Penfluridol; Pentiapine Maleate; Perphenazine; Pimozide; Pinoxepin Hydrochloride; Pipamperone; Piperacetazine; Pipotiazine Palmitate; Piquindone Hydrochloride; Prochlorperazine Edisylate; Prochlorperazine Maleate; Promazine Hydrochloride; Quetiapine; Remoxipride; Remoxipride Hydrochloride; Risperidone; Rimcazole Hydrochloride; Seperidol Hydrochloride; Sertindole ; Setoperone; Spiperone; Thioridazine ; Thioridazine Hydrochloride; Thiothixene; Thiothixene Hydrochloride; Tioperidone Hydrochloride; Tiospirone Hydrochloride; Trifluoperazine Hydrochloride; Trifluoperidol; Triflupromazine; Triflupromazine Hydrochloride; and Ziprasidone Hydrochloride.

22. Use according to any one of claims 15 to 19 wherein the psychotic condition is schizophrenia.

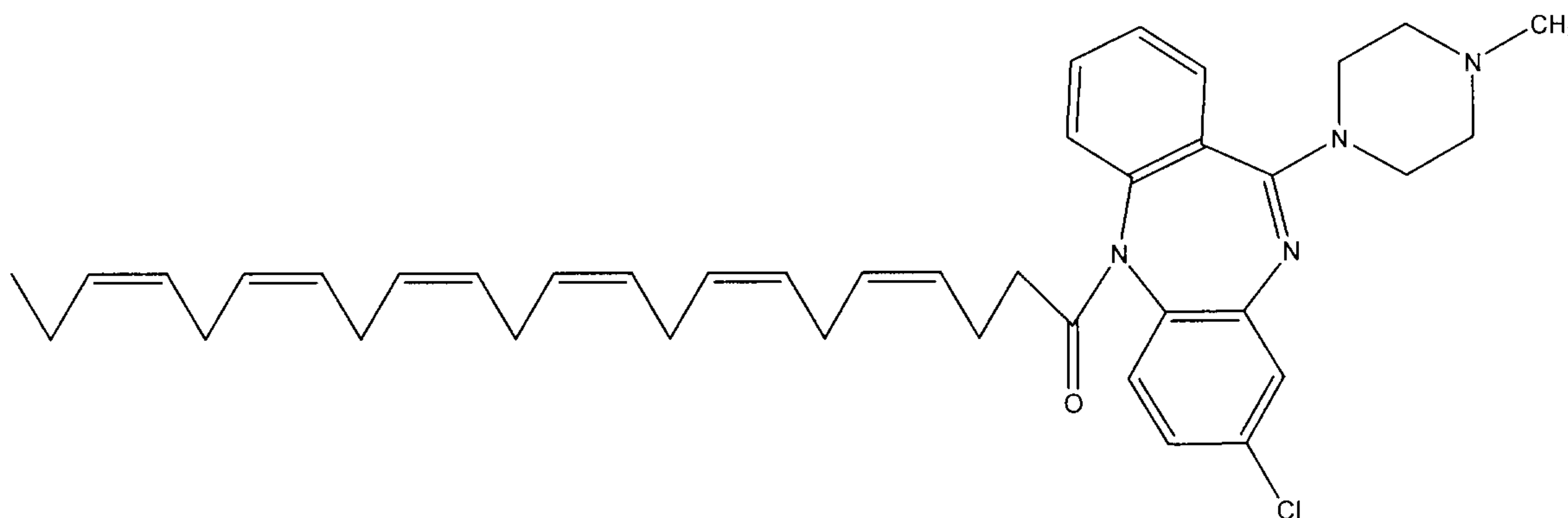
23. Use of a covalent conjugate of clozapine and a fatty acid having 12 to 26 carbon atoms for achieving in a subject a therapeutic effect longer than that achieved with an equimolar amount of clozapine.

24. Use according to claim 23, wherein the fatty acid is an unbranched, naturally occurring fatty acid.

25. Use according to claim 24, wherein the fatty acid has 14-22 carbons.

26. Use according to claim 23, wherein the fatty acid is conjugated to clozapine via an amide bond between the COOH of the fatty acid and the NH at position 5 of clozapine.

27. Use according to claim 23, wherein the covalent conjugate is



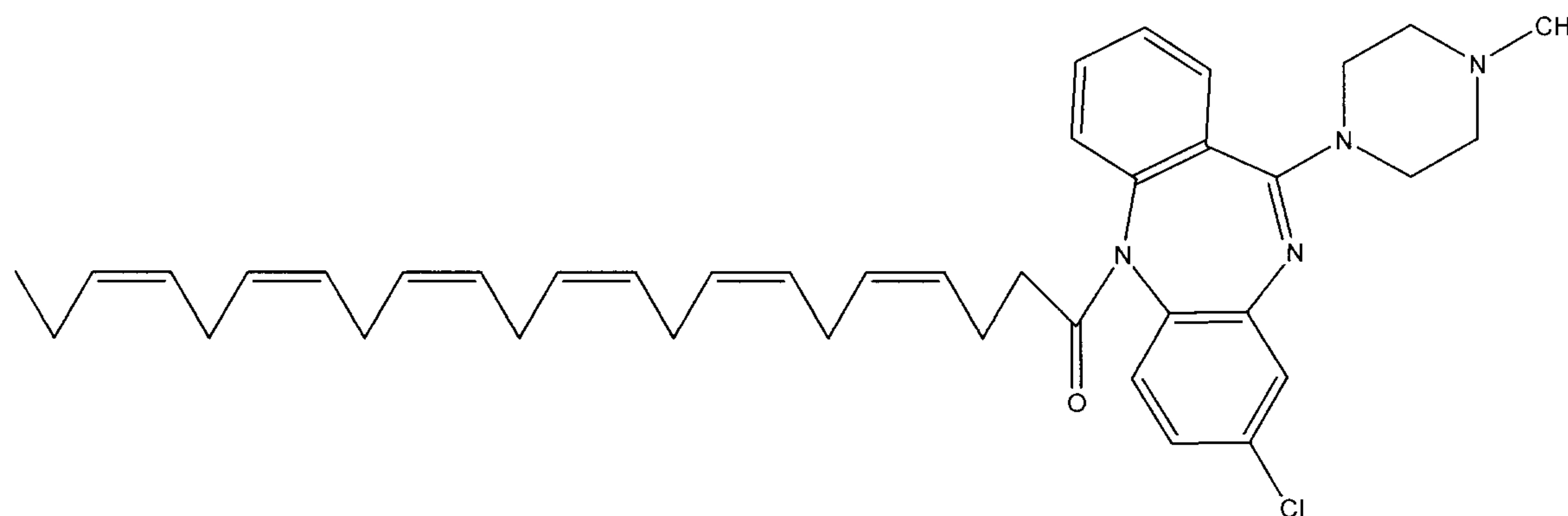
28. Use of a covalent conjugate of clozapine and a fatty acid having 12-26 carbon atoms for decreasing the number of daily doses required to achieve in a subject a therapeutic effect equivalent to that achieved with an equimolar amount of clozapine.

29. Use according to claim 28, wherein the fatty acid is an unbranched, naturally occurring fatty acid.

30. Use according to claim 29, wherein the fatty acid has 14-22 carbons.

31. Use according to claim 28, wherein the fatty acid is conjugated to clozapine via an amide bond between the COOH of the fatty acid and the NH at position 5 of clozapine.

32. Use according to claim 28, , wherein the covalent conjugate is



33. Use according to any one of claims 28 to 32, wherein the covalent conjugate is intended to be administered not more than once per day.

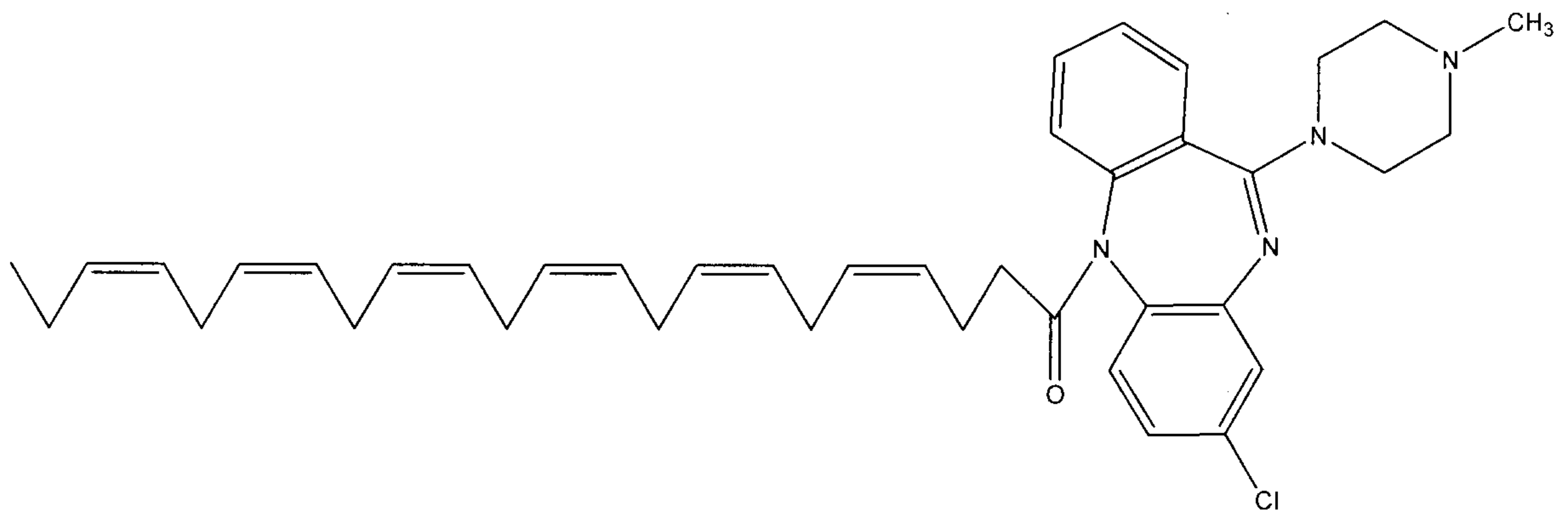
34. Use of a covalent conjugate of clozapine and a fatty acid having 12-26 carbons for the manufacture of a medicament for the treatment of a psychotic condition.

35. Use according to claim 34, wherein the fatty acid is an unbranched, naturally occurring fatty acid.

36. Use according to claim 35, wherein the fatty acid has 14-22 carbons.

37. Use according to claim 34, wherein the fatty acid is conjugated to clozapine via an amide bond between the COOH of the fatty acid and the NH at position 5 of clozapine.

38. Use according to claim 34, wherein the covalent conjugate is



39. Use according to any one of claims 34 to 38, further with an anti-psychotic agent other than the covalent conjugate.

40. Use according to claim 39 wherein the anti-psychotic agent is selected from the group consisting of Acetophenazine Maleate; Alentemol Hydrobromide; Alpertine; Azaperone; Batelapine Maleate; Benperidol; Benzindopyrine Hydrochloride; Brofoxine; Bromperidol; Bromperidol Decanoate; Butaclamol Hydrochloride; Butaperazine; Butaperazine Maleate; Carphenazine Maleate; Carvotroline Hydrochloride; Chlorpromazine; Chlorpromazine Hydrochloride; Chlorprothixene; Cinperene; Cintriamide; Clomacran Phosphate; Clopenthixol; Clopimozide; Clopipazan Mesylate; Cloroperone Hydrochloride; Clothiapine; Clothixamide Maleate; Clozapine; Cyclophenazine Hydrochloride; Droperidol; Etazolate Hydrochloride; Fenimide;

Flucindole; Flumezapine; Fluphenazine Decanoate; Fluphenazine Enanthate; Fluphenazine Hydrochloride; Fluspiperone; Fluspirilene; Flutroline; Gevotroline Hydrochloride; Halopemide; Haloperidol; Haloperidol Decanoate; Iloperidone; Imidoline Hydrochloride; Lenperone; Mazapertine Succinate; Mesoridazine; Mesoridazine Besylate; Metiapine; Milenperone; Milipertine; Molindone Hydrochloride; Naranol Hydrochloride; Neflumozide Hydrochloride; Ocaperidone; Olanzapine; Oxiperomide; Penfluridol; Pentiapine Maleate; Perphenazine; Pimozide; Pinoxepin Hydrochloride; Pipamperone; Piperacetazine; Pipotiazine Palmitate; Piquindone Hydrochloride; Prochlorperazine Edisylate; Prochlorperazine Maleate; Promazine Hydrochloride; Quetiapine; Remoxipride; Remoxipride Hydrochloride; Risperidone; Rimcazole Hydrochloride; Seperidol Hydrochloride; Sertindole ; Setoperone; Spiperone; Thioridazine ; Thioridazine Hydrochloride; Thiothixene; Thiothixene Hydrochloride; Tioperidone Hydrochloride; Tiospirone Hydrochloride; Trifluoperazine Hydrochloride; Trifluperidol; Triflupromazine; Triflupromazine Hydrochloride; and Ziprasidone Hydrochloride.

41. Use according to any one of claims 34 to 38 wherein the psychotic condition is schizophrenia.

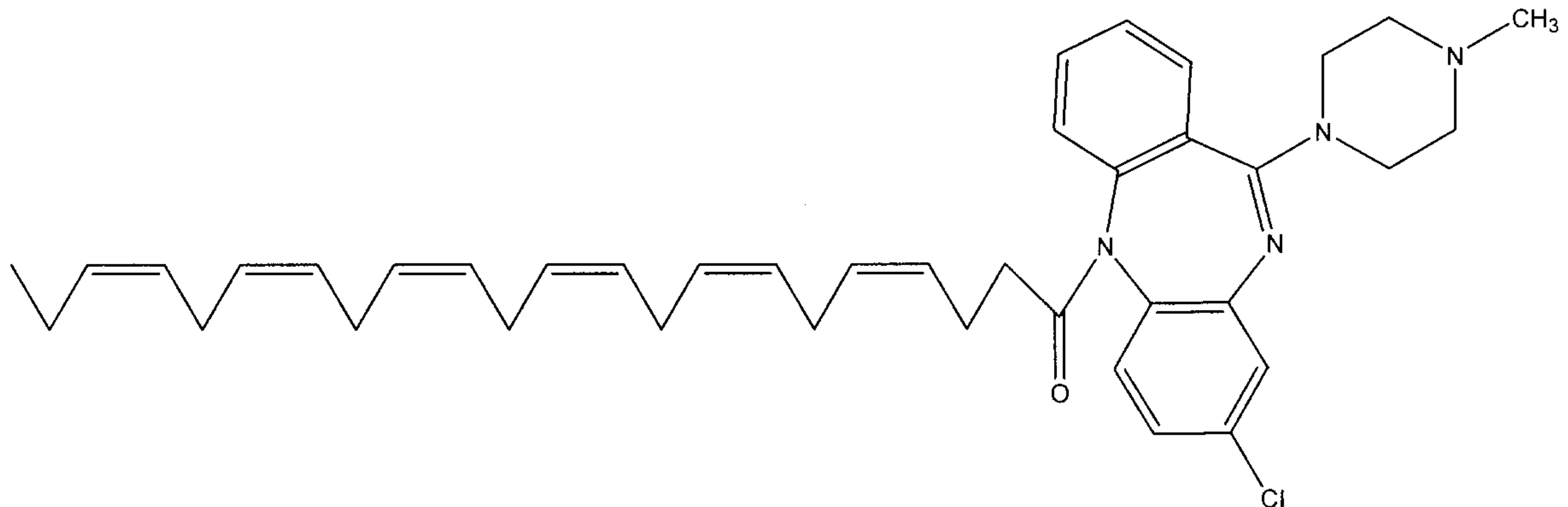
42. Use of a covalent conjugate of clozapine and a fatty acid having 12 to 26 carbon atoms for the manufacture of a medicament for achieving in a subject a therapeutic effect longer than that achieved with an equimolar amount of clozapine.

43. Use according to claims 42, wherein the fatty acid is an unbranched, naturally occurring fatty acid.

44. Use according to claim 43, wherein the fatty acid has 14-22 carbons.

45. Use according to claim 42, wherein the fatty acid is conjugated to clozapine via an amide bond between the COOH of the fatty acid and the NH at position 5 of clozapine.

46. Use according to claim 42, wherein the covalent conjugate is



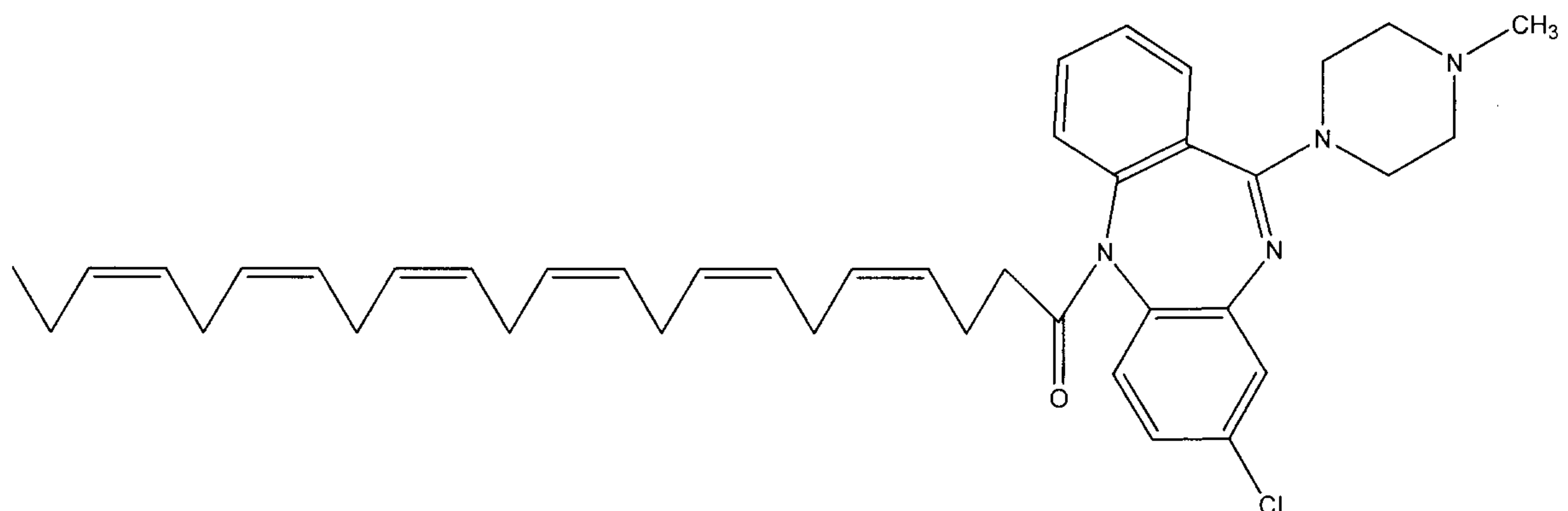
47. Use of a covalent conjugate of clozapine and a fatty acid having 12-26 carbon atoms for the manufacture of a medicament for decreasing the number of daily doses required to achieve in a subject a therapeutic effect equivalent to that achieved with an equimolar amount of clozapine.

48. Use according to claim 47, wherein the fatty acid is an unbranched, naturally occurring fatty acid.

49. Use according to claim 48, wherein the fatty acid has 14-22 carbons.

50. Use according to claim 47, wherein the fatty acid is conjugated to clozapine via an amide bond between the COOH of the fatty acid and the NH at position 5 of clozapine.

51. Use according to claim 47, wherein the covalent conjugate is



52. Use according to any one of claims 47 to 51, wherein the covalent conjugate is intended to be administered not more than once per day.

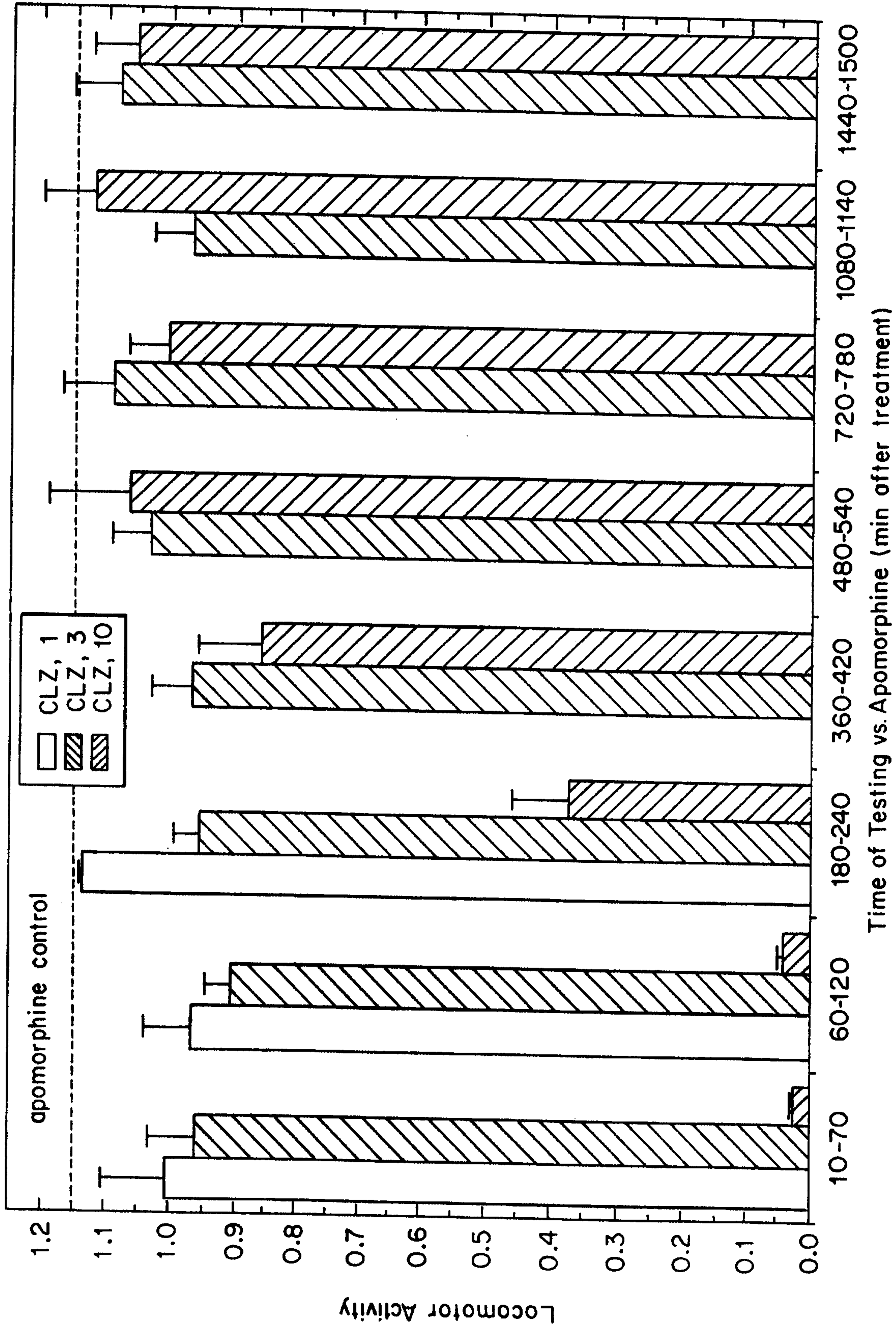
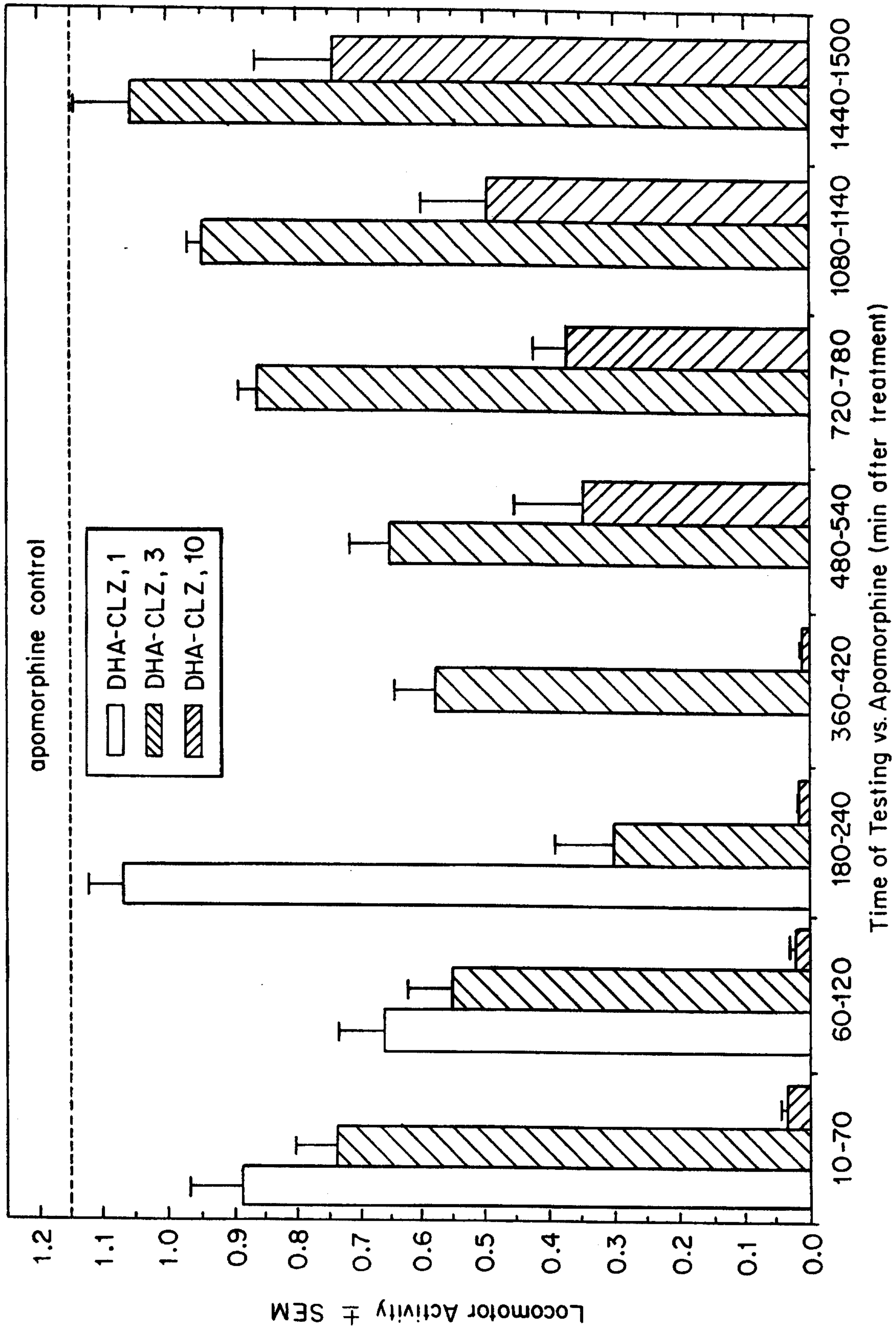


Fig. 1



Time of Testing vs. Apomorphine (min after treatment)

Fig. 2

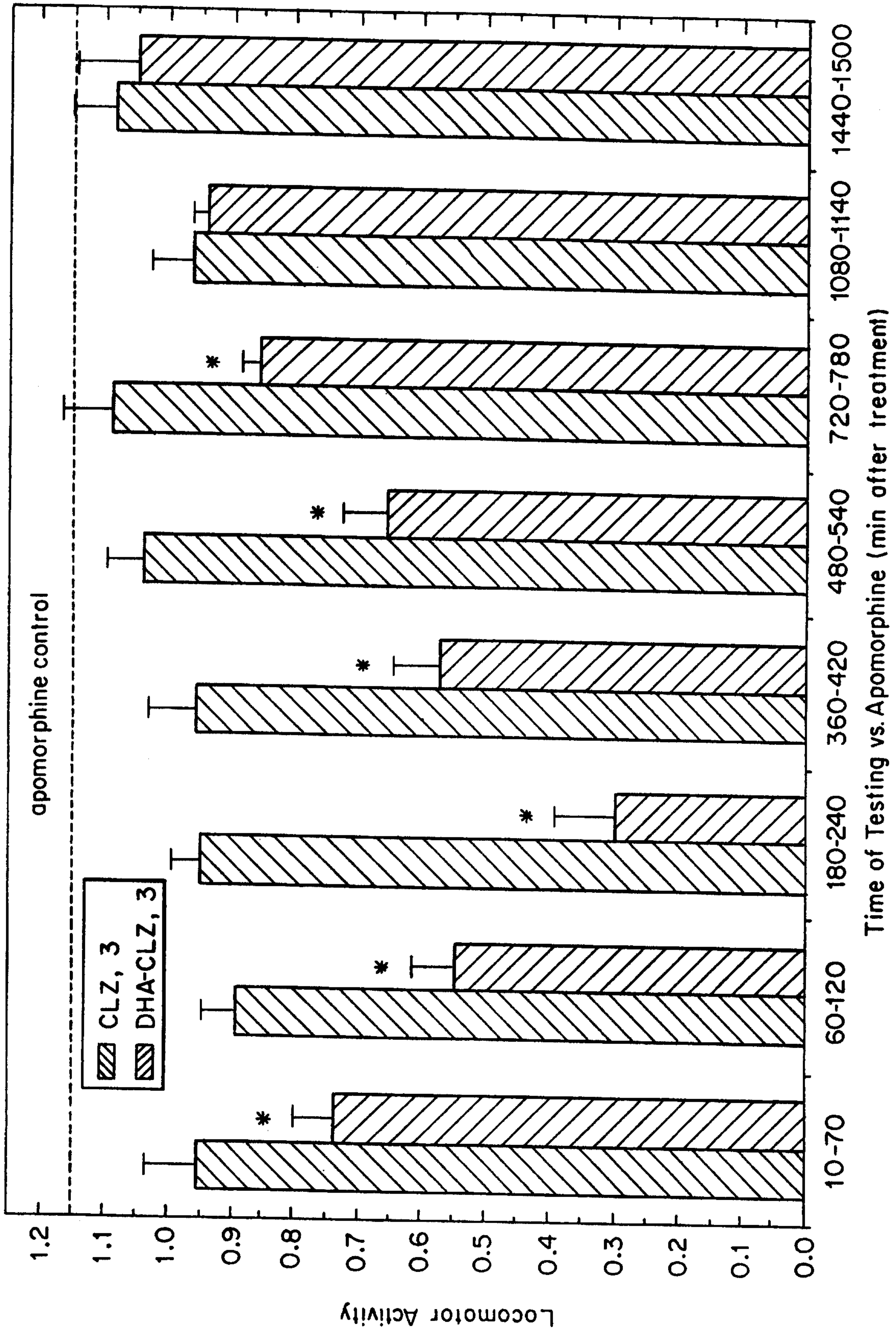


Fig. 3

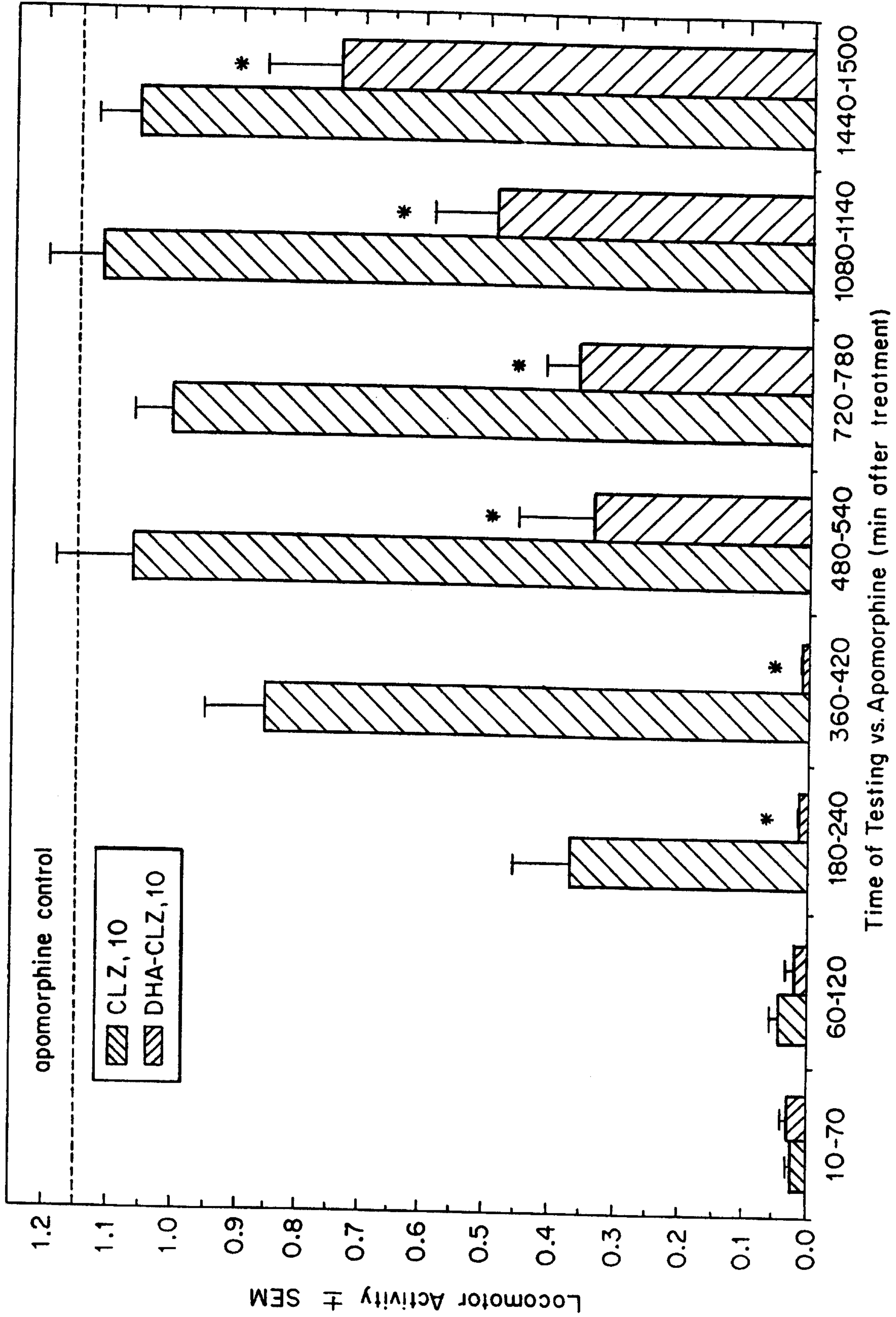


Fig. 4

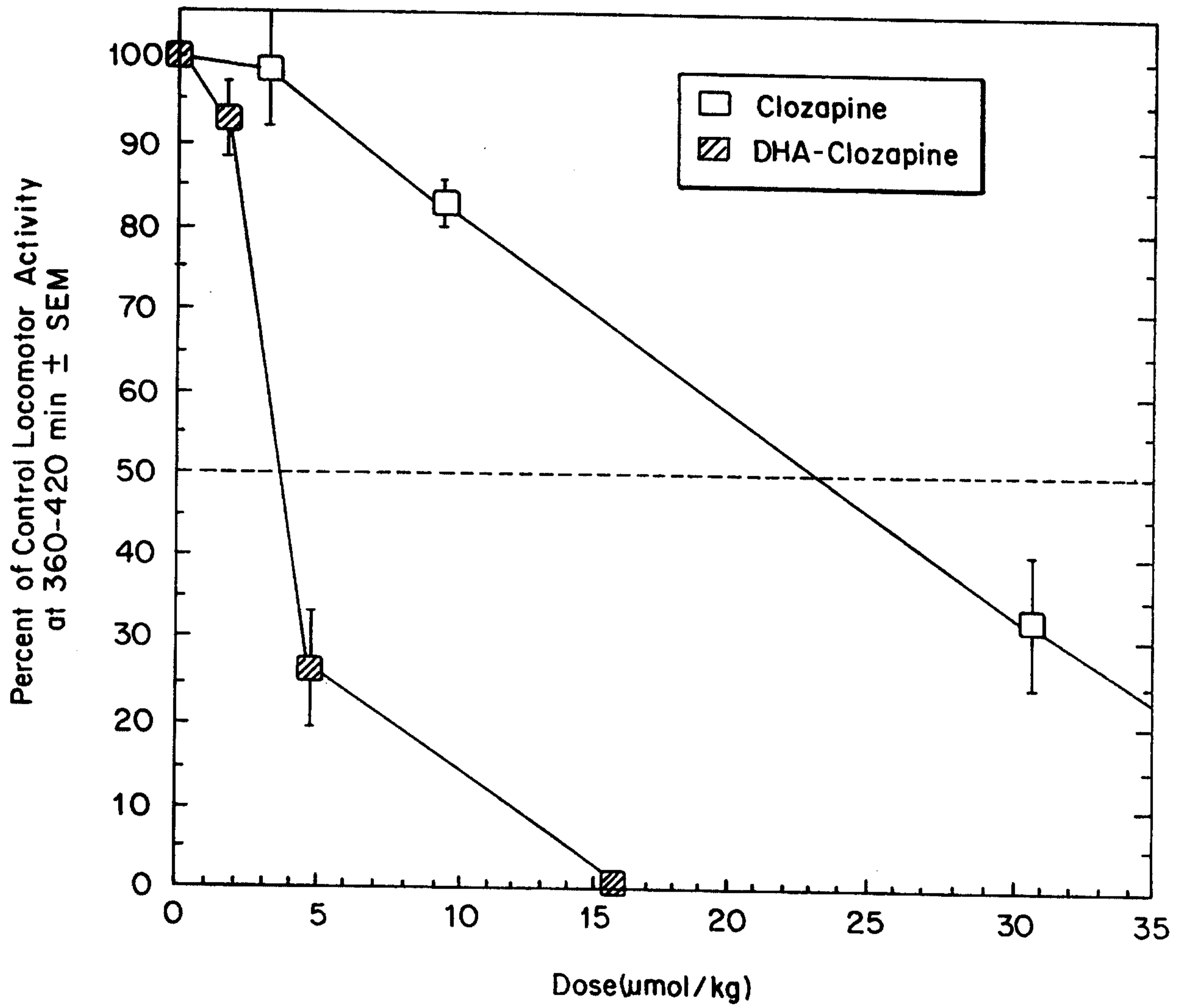


Fig. 5