



US00D378141S

United States Patent [19]
Yuen

[11] **Patent Number: Des. 378,141**
[45] **Date of Patent: **Feb. 18, 1997**

[54] **LANTERN**
[75] **Inventor: Se K. Yuen, Kowloon, Hong Kong**
[73] **Assignee: John Manufacturing Ltd., Hong Kong, Hong Kong**
[**] **Term: 14 Years**

D. 288,617 3/1987 Yuen D26/42
D. 295,448 4/1988 Yuen D26/42
3,331,958 7/1967 Adler 362/157

Primary Examiner—Susan J. Lucas
Attorney, Agent, or Firm—Blakely, Sokoloff, Taylor & Zafman

[21] **Appl. No.: 32,509**
[22] **Filed: Dec. 20, 1994**

[57] **CLAIM**
The ornamental design for lantern, as shown and described.


[30] **Foreign Application Priority Data**
Oct. 18, 1994 [GB] United Kingdom 2042650
[52] **U.S. Cl. D26/42**
[58] **Field of Search D26/37, 40, 42, D26/46; 362/157, 158, 183, 186, 202, 203**

DESCRIPTION

FIG. 1 is a perspective view thereof;
FIG. 2 is a side elevation view thereof;
FIG. 3 is a front elevation view thereof;
FIG. 4 is an elevation view of the side opposite from the side shown in FIG. 2;
FIG. 5 is a rear elevation view thereof;
FIG. 6 is a top plan view thereof; and,
FIG. 7 is a bottom plan view thereof.

[56] **References Cited**
U.S. PATENT DOCUMENTS
D. 265,000 6/1982 Zeller D26/42

1 Claim, 3 Drawing Sheets



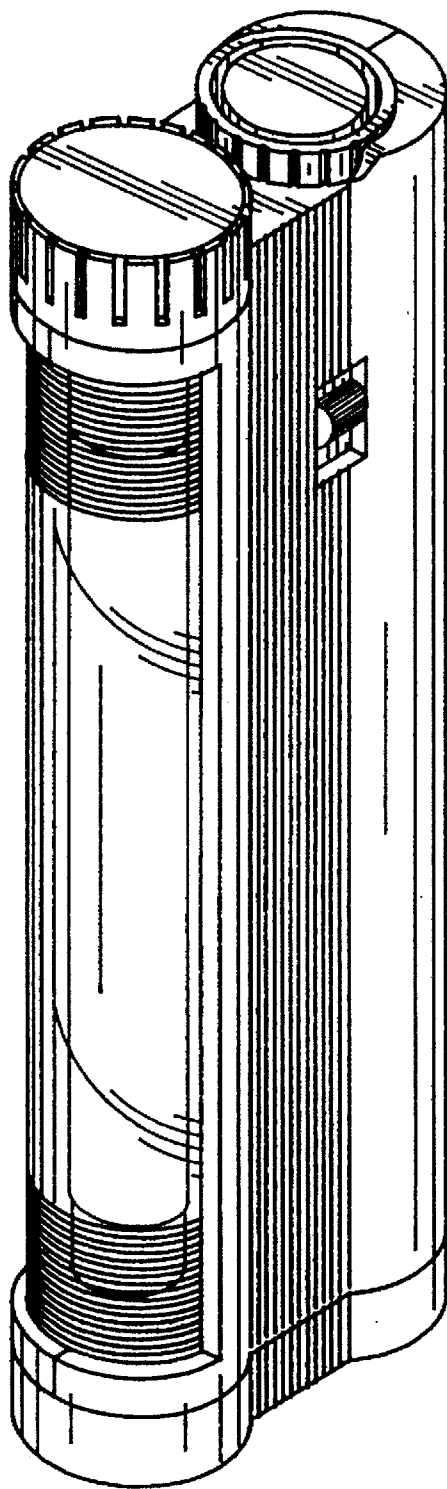


FIG. 1




FIG. 4

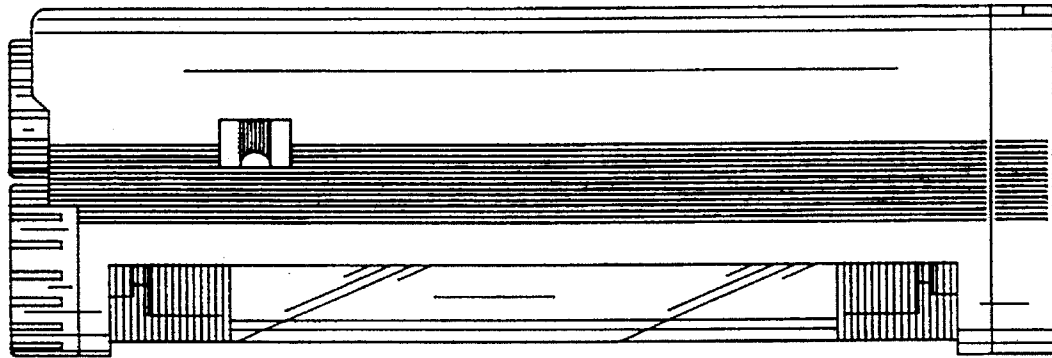


FIG. 3




FIG. 2




FIG. 5

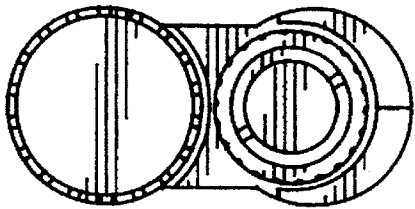


FIG. 6

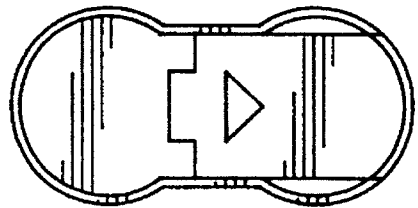


FIG. 7