



US00D34557S

United States Patent [19]

[11] Patent Number: Des. 345,557

Akatsu et al.

[45] Date of Patent: ** Mar. 29, 1994

[54] TELEPHONE SET

[75] Inventors: **Masafuku Akatsu; Akira Abe; Hitoshi Tsuchida; Seizo Ohta; Takeshi Nakatani**, all of Tokyo, Japan

[73] Assignee: **NEC Corporation**, Tokyo, Japan

[*] Notice: The portion of the term of this patent subsequent to Dec. 14, 2007 has been disclaimed.

[**] Term: **14 Years**

[21] Appl. No.: **912,650**

[22] Filed: **Jul. 14, 1992**

[30] Foreign Application Priority Data

Jan. 24, 1992 [JP]	Japan	4-1794
[52] U.S. Cl.		D14/151
[58] Field of Search	379/419, 428, 440, 436;	D14/140, 142, 149-151, 240, 241

[56] References Cited

U.S. PATENT DOCUMENTS

D. 305,025	12/1989	Lino	D14/142 X
D. 306,730	3/1990	Sugano et al.	D14/151
D. 307,426	4/1990	Ohta et al.	D14/142
D. 316,857	5/1991	Park	D14/151 X
D. 319,054	8/1991	Appleby	D14/241 X
D. 330,201	10/1992	Preece et al.	D14/241 X

OTHER PUBLICATIONS

Electra Mark II (1985).
The Rolm Phone Family (1989).
Digital & Electronic Telephones (1990).
Center ISDN Set M5317T (Dec. 1989).

Primary Examiner—Alan P. Douglas
Assistant Examiner—Jeffrey Asch
Attorney, Agent, or Firm—Sughrue, Mion, Zinn, Macpeak & Seas

[57] CLAIM

The ornamental design for a telephone set, as shown and described.

DESCRIPTION

FIG. 1 is a front elevational view of a telephone set showing our new design;
FIG. 2 is a rear elevational view thereof;
FIG. 3 is a top plan view thereof;
FIG. 4 is a bottom plan view thereof;
FIG. 5 is a right side elevational view thereof;
FIG. 6 is a left side elevational view thereof;
FIG. 7 is a front, top and right side perspective view thereof;
FIG. 8 is a top plan view thereof with the handset thereof removed from the handset support;
FIG. 9 is a left side elevational view thereof with the handset thereof removed from the handset support; and,
FIG. 10 is a right side elevational view thereof with a leg thereof in projected position to elevate the rear of the handset support.



FIG. 1

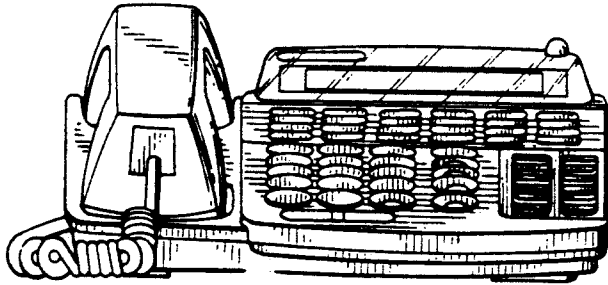


FIG. 2

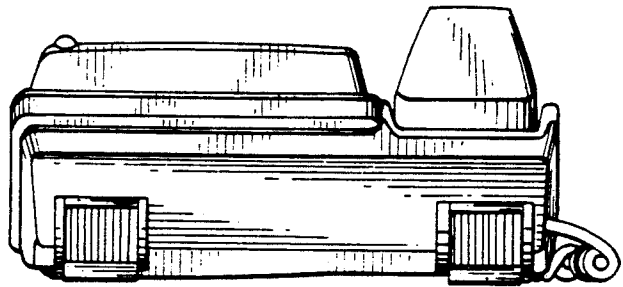


FIG. 3

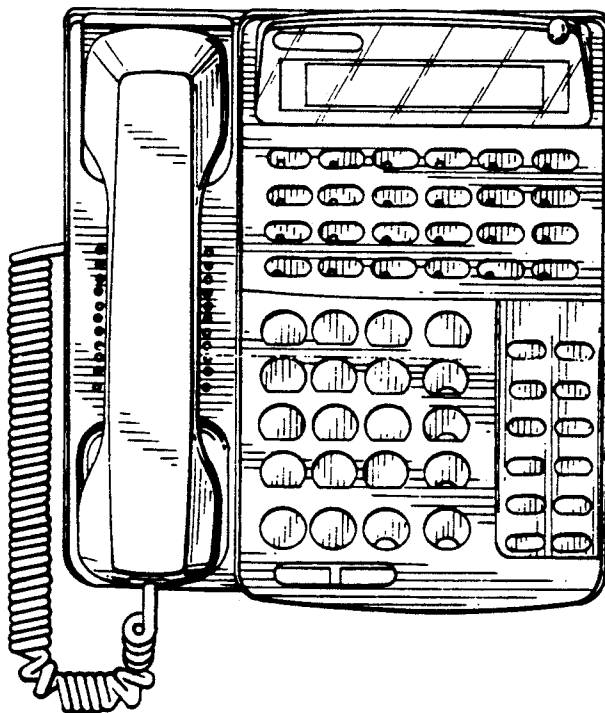


FIG. 4

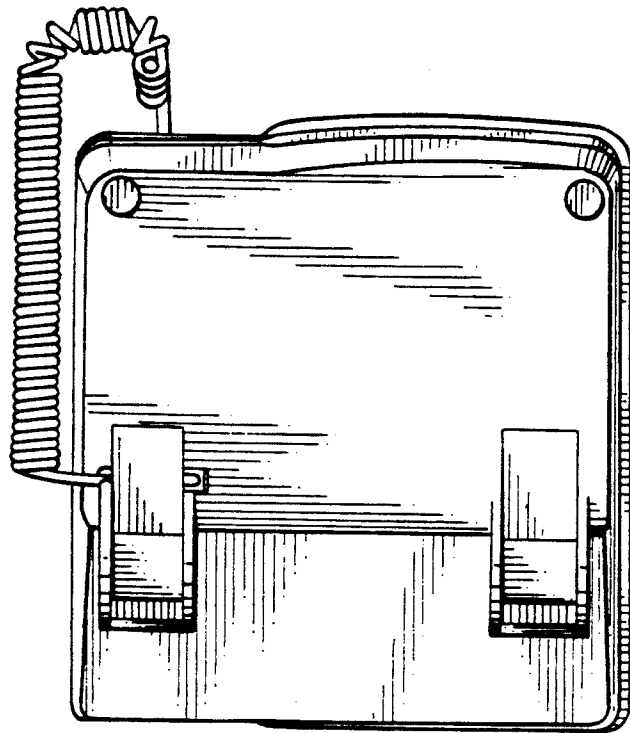


FIG. 5

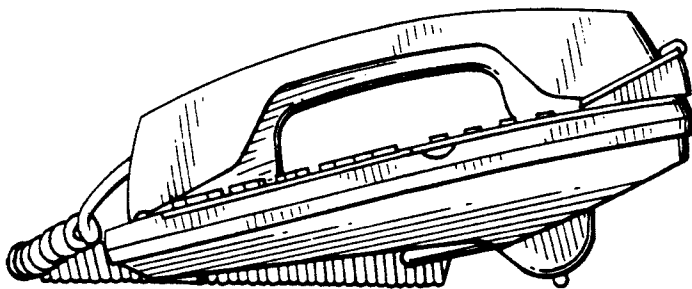


FIG. 6

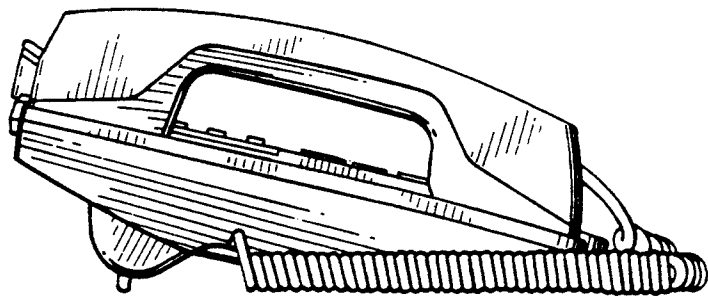
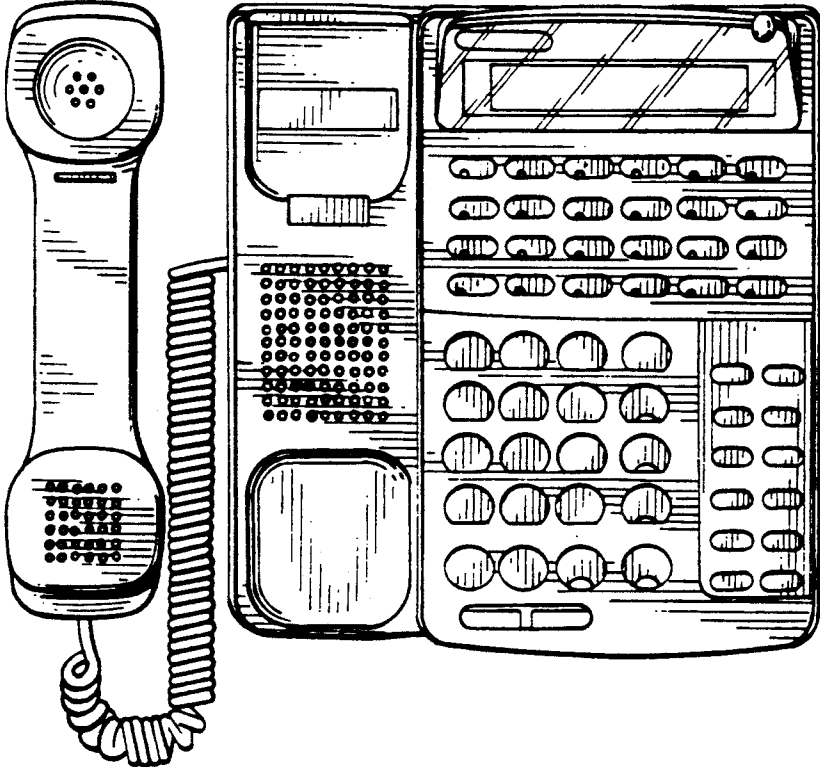




FIG. 7

FIG. 8






FIG. 9

FIG. 10

