



US0D1027526S

(12) **United States Design Patent**
Clabots

(10) **Patent No.:** **US D1,027,526 S**

(45) **Date of Patent:** **** May 21, 2024**

(54) **ATTACHABLE SUPPORT STRUCTURE**

D630,450 S 1/2011 Wold
D633,312 S 3/2011 Wold
D633,726 S 3/2011 Wold
D633,727 S 3/2011 Wold
7,963,612 B2 6/2011 Nelson
D646,509 S * 10/2011 Luebcke D6/702

(71) Applicant: **Burrow, Inc.**, New York, NY (US)

(72) Inventor: **Evan Clabots**, Brooklyn, NY (US)

(73) Assignee: **Burrow, Inc.**, New York, NY (US)

(**) Term: **15 Years**

(21) Appl. No.: **29/783,552**

(22) Filed: **May 13, 2021**

(51) **LOC (14) Cl.** **06-06**

(52) **U.S. Cl.**
USPC **D6/717**

(58) **Field of Classification Search**
USPC D6/325, 327, 332, 338, 512, 568, 643,
D6/681, 682, 700, 717, 341-343, 370,
D6/374, 406.01, 406.03, 555, 574, 654,
D6/699.4-699.5, 701-703, 703.02, 705.4,
D6/713-714, 718.13, 718.3; D19/34.1,
D19/113
CPC A47B 47/042; A47B 47/047; A47B 47/05;
A47B 96/022; A47B 96/027; A47B
96/04; A47B 96/205; A47B 96/207; A47C
4/28; A47C 7/407; A47C 7/425; A47C
7/546; A47C 7/705; A47C 13/005; A47C
17/14; A47C 17/34; A47C 19/022

See application file for complete search history.

(56) **References Cited**

U.S. PATENT DOCUMENTS

D312,185 S * 11/1990 Prater, Sr. D6/567
D323,091 S * 1/1992 Boschetto D6/574
D437,600 S * 2/2001 Calfee D19/91
D455,755 S * 4/2002 Levine D6/406.4
D505,809 S * 6/2005 Cassidy D3/319
7,213,885 B2 5/2007 White, III et al.
7,419,220 B2 9/2008 White, III. et al.
7,547,073 B2 6/2009 White, III et al.

FOREIGN PATENT DOCUMENTS

CA 2609450 2/2011
CA 2609477 2/2011

(Continued)

OTHER PUBLICATIONS

GB6175466, Application date: Nov. 12, 2021, Intellectual Property Office, Publication date: Nov. 12, 2021, Owner: Burrow Inc (Year: 2021).*

(Continued)

Primary Examiner — Mary Ann Calabrese
Assistant Examiner — Harper E Comstock
(74) *Attorney, Agent, or Firm* — Dentons US LLP

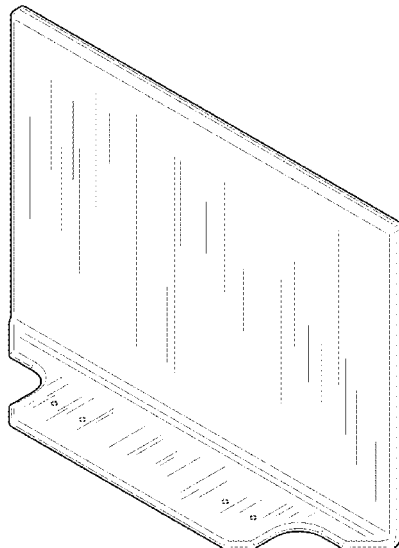
(57) **CLAIM**

The ornamental design for an attachable support structure, as shown and described.

DESCRIPTION

FIG. 1 is a perspective view of the attachable support structure.
FIG. 2 is a top plan view of the attachable support structure.
FIG. 3 is a bottom plan view thereof.
FIG. 4 is a front elevational view thereof.
FIG. 5 is a rear elevational view thereof.
FIG. 6 is a left side elevational view thereof; and,
FIG. 7 is a right side elevational view thereof.
The broken lines indicate portions of the attachable support structure that form no part of the claimed design.

1 Claim, 4 Drawing Sheets



(56)

References Cited

U.S. PATENT DOCUMENTS

D661,112 S * 6/2012 Grandin D6/332
 D690,118 S * 9/2013 Grandin D6/332
 D690,533 S * 10/2013 Majcher D6/574
 D697,350 S 1/2014 Skalka
 D697,351 S 1/2014 Skalka
 D697,352 S 1/2014 Skalka
 8,714,652 B2 5/2014 Whidden et al.
 8,783,778 B2 7/2014 Nelson et al.
 D732,708 S * 6/2015 Stauffer D25/61
 D743,181 S 11/2015 Cardóna
 9,277,813 B2 3/2016 Nelson et al.
 9,277,826 B2 3/2016 Nelson et al.
 D769,024 S * 10/2016 Montoya D6/567
 9,629,466 B2 4/2017 Griggs, Jr.
 D802,322 S 11/2017 Velez
 9,814,314 B2 11/2017 Griggs, Jr.
 D805,310 S 12/2017 Grcic
 D811,760 S * 3/2018 Woods D6/342
 D817,057 S 5/2018 Kuhl et al.
 D821,764 S * 7/2018 Woods D6/342
 D826,589 S 8/2018 Natuzzi
 10,070,725 B2 9/2018 Nelson et al.
 10,123,621 B2 11/2018 Nelson et al.
 10,123,623 B2 11/2018 Nelson et al.
 D836,720 S * 12/2018 Kang D19/113
 10,143,307 B2 12/2018 Nelson et al.
 10,154,733 B2 12/2018 Nelson et al.
 10,182,659 B2 1/2019 Kuhl et al.
 10,212,519 B2 2/2019 Nelson et al.
 10,236,643 B2 3/2019 Nelson et al.
 D857,610 S * 8/2019 Meldrum D12/415
 10,433,648 B1 10/2019 Kuhl et al.
 10,506,883 B2 12/2019 Hirschhaut
 D900,814 S * 11/2020 Lee D14/371
 D916,518 S * 4/2021 Eads D6/574
 D917,946 S * 5/2021 Hill D6/714

D932,224 S * 10/2021 Wei D6/706
 D935,802 S * 11/2021 Ye D6/574
 D963,387 S * 9/2022 Hamann D6/705
 2017/0367486 A1 12/2017 Nelson et al.
 2018/0041354 A1 2/2018 Nelson et al.
 2018/0352958 A1 12/2018 Griggs, Jr.
 2019/0142165 A1 5/2019 Nelson et al.
 2019/0222935 A1 7/2019 Nelson et al.

FOREIGN PATENT DOCUMENTS

CA 2725118 12/2013
 CA 2887664 4/2014
 CA 3005449 5/2017
 CA 3005456 5/2017
 CA 3005461 5/2017
 CA 170871 10/2017

OTHER PUBLICATIONS

1 Panel Desk Privacy Panel, posted Jun. 13, 2023 [online], [retrieved Jun. 13, 2023], Retrieved from internet, <https://www.wayfair.com/commercial-office-furniture/pdp/hirsh-industries-1-panel-desk-privacy-panel-gza10082.html> (Year: 2023).*
 Sponda Bed Rail, posted Jun. 14, 2023 [online], [retrieved Jun. 14, 2023], Retrieved from internet, <https://www.plyroom.com.au/products/sponda-bed-rail> (Year: 2023).*
 GB9004090066-0010, Application date: Jul. 5, 2017, Intellectual Property Office, Publication date: Jul. 5, 2017, Owner: Marcin Kleiber. (Year: 2017).*
 Burrow Sofa Review, first available Jun. 26, 2022 [online], [retrieved Dec. 14, 2023], Retrieved from internet, <https://www.youtube.com/watch?v=Cp8JHTI9VJY> (Year: 2022).*
 The Luxury Couch for Real Life, first available Dec. 14, 2023 [online], [retrieved Dec. 14, 2023], Retrieved from internet, <https://burrow.com/shift-fabric/sleeper-sofa> (Year: 2023).*

* cited by examiner

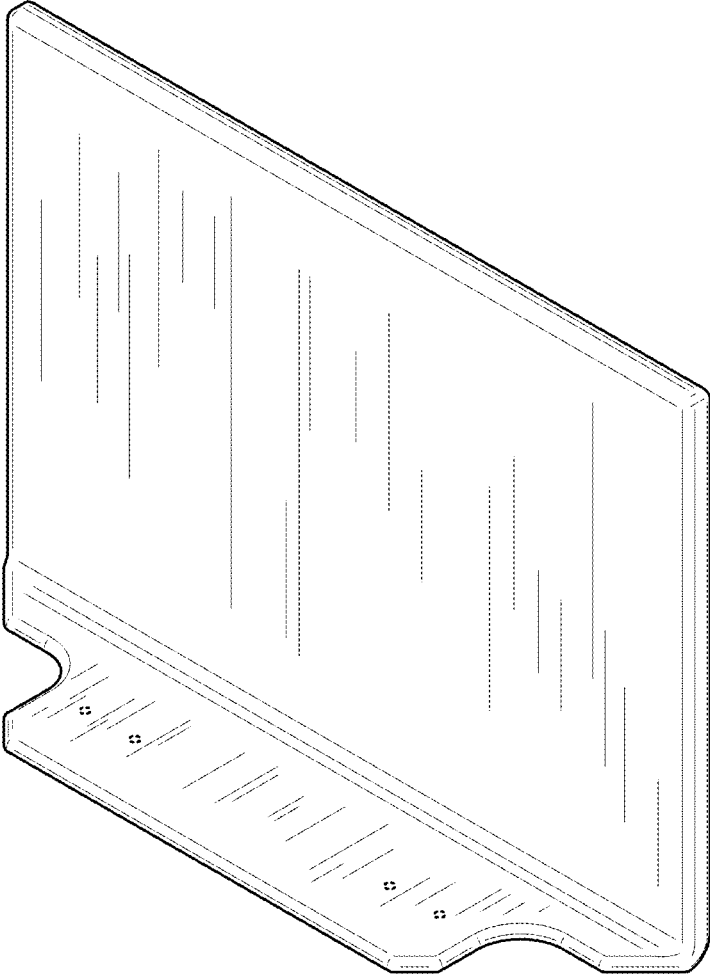


FIG. 1

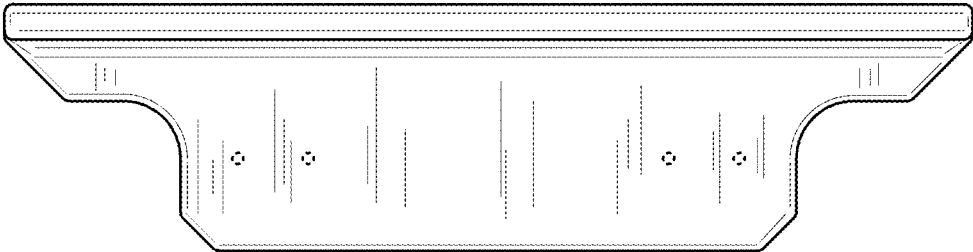


FIG. 2

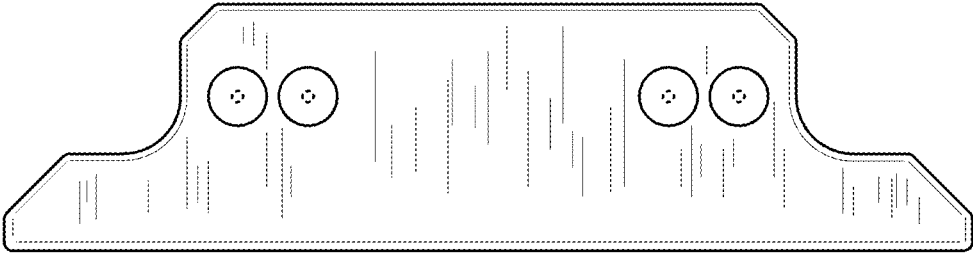


FIG. 3

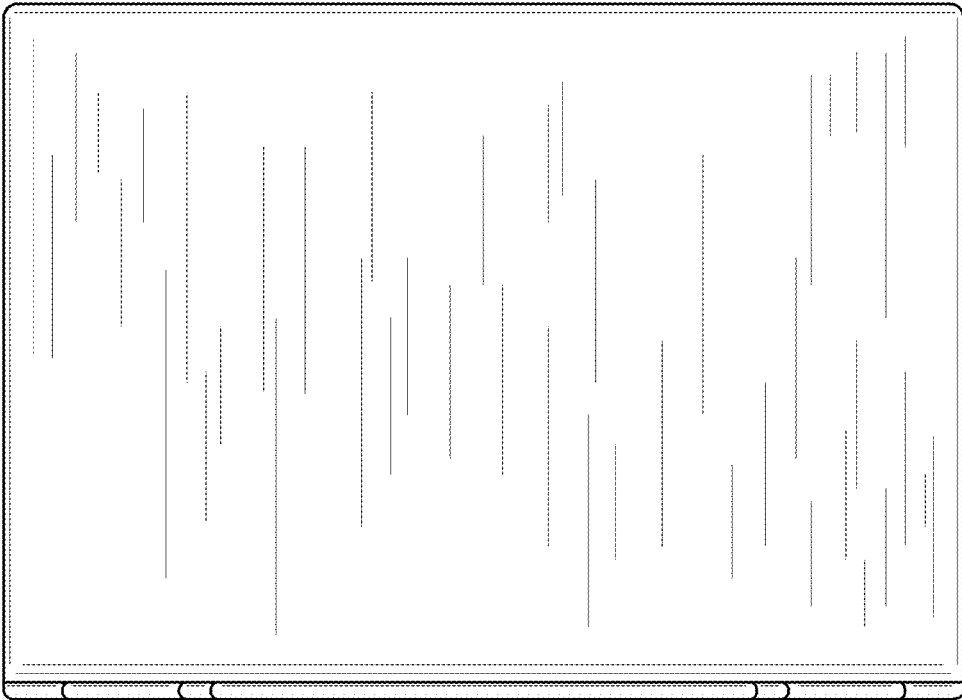


FIG. 4

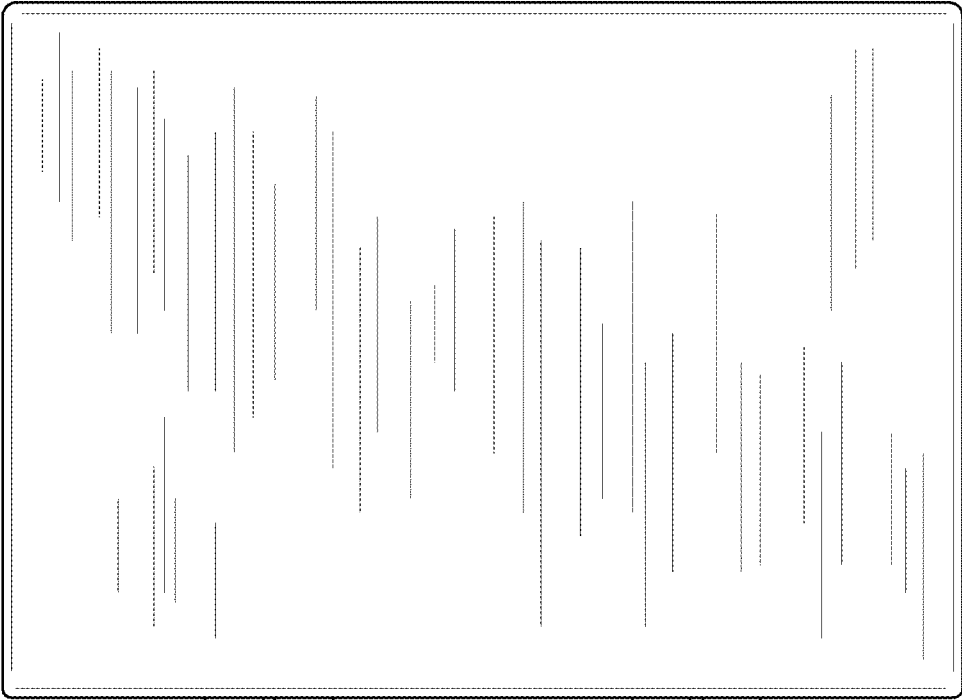


FIG. 5




FIG. 6




FIG. 7