



US00D842096S

(12) **United States Design Patent**
Hsu

(10) **Patent No.:** **US D842,096 S**
(45) **Date of Patent:** **** Mar. 5, 2019**

(54) **CONTAINER**

(71) Applicant: **L&F PLASTICS, CO., LTD.**, Miaoli County (TW)

(72) Inventor: **Mu-Chuan Hsu**, Miaoli County (TW)

(73) Assignee: **L&F PLASTICS CO., LTD.**, Miaoli County (TW)

(**) Term: **15 Years**

(21) Appl. No.: **29/605,312**

(22) Filed: **May 25, 2017**

(51) **LOC (11) Cl.** **09-03**

(52) **U.S. Cl.**
USPC **D9/432**

(58) **Field of Classification Search**
USPC D9/414-434, 442-445, 456, 457, 542, D9/563, 600, 614-624, 648, 655, 657, D9/658, 661, 685, 696, 697-699, 707, D9/711, 754, 759, 772-776; D7/601, D7/602, 709; D3/273, 276, 304, 309-313
CPC B65D 5/00; B65D 5/001; B65D 5/0015; B65D 5/0227-5/0254; B65D 5/18; B65D 5/38; B65D 5/40; B65D 5/2033; B65D 5/48024; B65D 5/6605; B65D 1/22; B65D 1/24; B65D 1/34; B65B 5/06
See application file for complete search history.

(56) **References Cited**

U.S. PATENT DOCUMENTS

1,705,849 A * 3/1929 Barber B65D 5/4204
229/103.2
D140,403 S * 2/1945 Wise D3/312
D167,622 S * 9/1952 Erickson D3/312
D360,778 S * 8/1995 Apt, III D6/663
D372,378 S * 8/1996 Kruger D6/663
5,902,025 A * 5/1999 Yu G06F 1/181
312/109
D414,335 S * 9/1999 Cheyn D3/273

D464,795 S * 10/2002 Lin D3/273
D494,758 S * 8/2004 DeCarlo D3/283
D505,261 S * 5/2005 Richardson D3/273

(Continued)

FOREIGN PATENT DOCUMENTS

WO 2016-03-22 * 9/2016

OTHER PUBLICATIONS

Combination Drawer Box for Multipurpose Uses. Online, published date unknown. Retrieved on Apr. 26, 2018 from URL: <http://keyway.manufacturer.globalsources.com/si/6008800620679/pdtl/Household-storage/1014480602/Household-Storage-Container.htm>.*

(Continued)

Primary Examiner — Karen S Acker
Assistant Examiner — Omeed Agilee
(74) *Attorney, Agent, or Firm* — Alan D. Kamrath; Kamrath IP Lawfirm, P.A.

(57) **CLAIM**

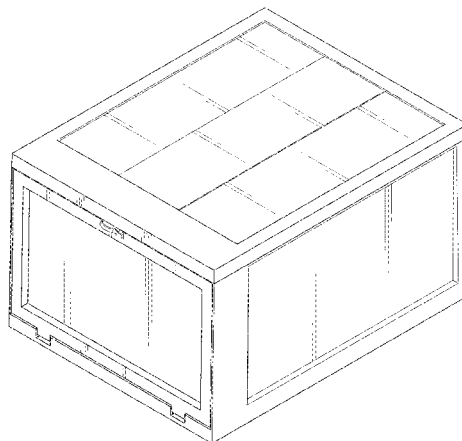
The ornamental design for a container, as shown and described.

DESCRIPTION

FIG. 1 is a perspective view of a container showing my new design;
FIG. 2 is a front side elevational view thereof;
FIG. 3 is a rear side elevational view thereof;
FIG. 4 is a right side elevational view thereof, with the left side elevational view being a mirror image thereof;
FIG. 5 is a top plan view thereof; and,
FIG. 6 is a bottom plan view thereof.

The broken lines including the areas within the broken lines in FIG. 3 and the unshaded areas around the lock in FIG. 2 depict portions of the container that form no part of the claimed design. In FIG. 6, the broken lines and the areas within the broken lines adjacent to the four angled feet

(Continued)



drawn in solid lines depict portions of the container that form no part of the claimed design.

1 Claim, 6 Drawing Sheets

(56)

References Cited

U.S. PATENT DOCUMENTS

D527,901	S	*	9/2006	Selsted	D3/302
D622,959	S	*	9/2010	Zalewski	D3/273
D740,563	S	*	10/2015	Yamamoto	D3/297
D747,186	S	*	1/2016	Palmer	D9/416
D764,271	S	*	8/2016	Sanfilippo	D9/416
D776,521	S	*	1/2017	Hardy	D9/418
D787,319	S	*	5/2017	Sanfilippo	D9/432
D793,128	S	*	8/2017	Peota	D6/675
D805,311	S	*	12/2017	Mandon	D6/349

OTHER PUBLICATIONS

Hot product multifunction Drawer plastic storage organizer box. Online, published date unknown. Retrieved on Apr. 26, 2018 from URL: https://taiwankeyway.en.alibaba.com/product/60542595252-802861798/Hot_product_multifunction_Drawer_plastic_storage_organizer_box.html?spm=a2700.icbuShop.89.3.201b56466ksPbC.*

* cited by examiner

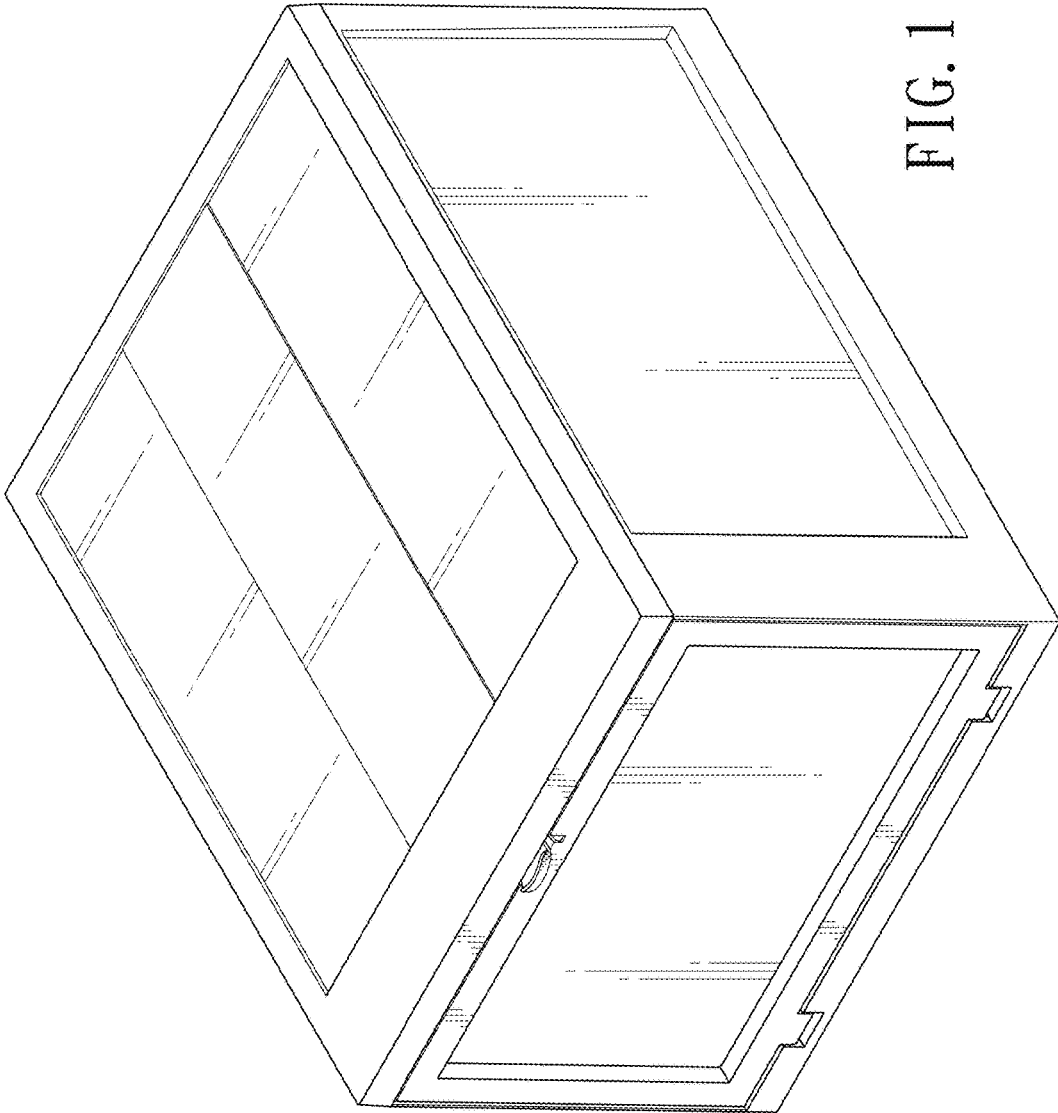


FIG. 1

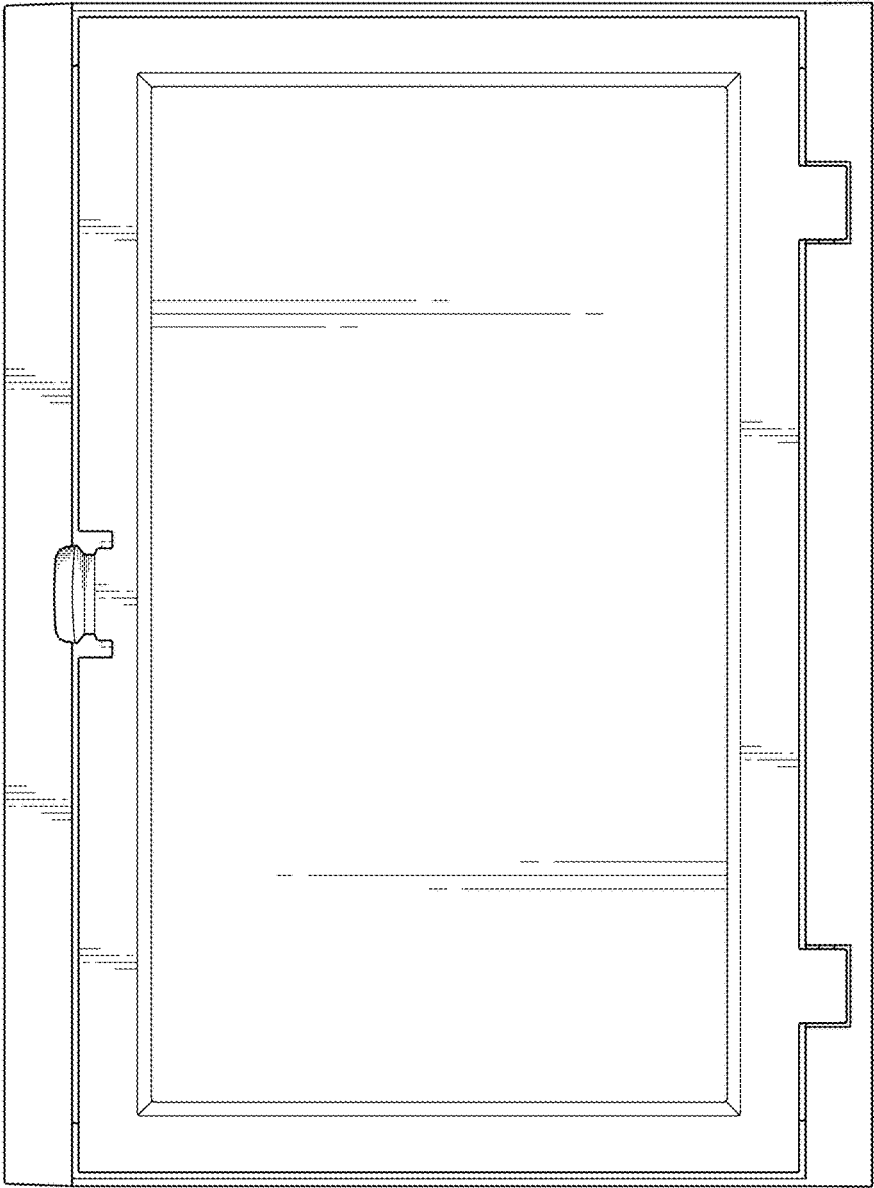


FIG. 2




FIG. 3




FIG. 4




FIG. 5




FIG. 6