

13565/99




PCT

WORLD INTELLECTUAL PROPERTY ORGANIZATION
International Bureau

INTERNATIONAL APPLICATION PUBLISHED UNDER THE PATENT COOPERATION TREATY (PCT)

(51) International Patent Classification ⁶ : C07D 487/04, 471/04, A61K 31/495, 31/44	A1	(11) International Publication Number: WO 99/28322
		(43) International Publication Date: 10 June 1999 (10.06.99)
<p>(21) International Application Number: PCT/SE98/02091</p> <p>(22) International Filing Date: 18 November 1998 (18.11.98)</p> <p>(30) Priority Data: 9704404-4 28 November 1997 (28.11.97) SE ASTRAZENECA AB</p> <p>(71) Applicant (for all designated States except US): ASTRA AKTIEBOLAG (SE/SE); S-151 85 Södertälje (SE).</p> <p>(72) Inventors; and</p> <p>(75) Inventors/Applicants (for US only): AMIN, Kosrat [SE/SE]; Astra Hässle AB, S-431 83 Mölndal (SE). DAHLSTRÖM, Mikael [FI/SE]; Astra Hässle AB, S-431 83 Mölndal (SE). NORDBERG, Peter [SE/SE]; Astra Hässle AB, S-431 83 Mölndal (SE). STARKE, Ingemar [SE/SE]; Astra Hässle AB, S-431 83 Mölndal (SE).</p> <p>(74) Agent: ASTRA AKTIEBOLAG; Patent Dept., S-151 85 Södertälje (SE).</p>		<p>(81) Designated States: AL, AM, AT, AU, AZ, BA, BB, BG, BR, BY, CA, CH, CN, CU, CZ, DE, DK, EE, ES, FI, GB, GD, GE, GH, GM, HR, HU, ID, IL, IS, JP, KE, KG, KP, KR, KZ, LC, LK, LR, LS, LT, LU, LV, MD, MG, MK, MN, MW, MX, NO, NZ, PL, PT, RO, RU, SD, SE, SG, SI, SK, SL, TJ, TM, TR, TT, UA, UG, US, UZ, VN, YU, ZW, ARIPO patent (GH, GM, KE, LS, MW, SD, SZ, UG, ZW), Eurasian patent (AM, AZ, BY, KG, KZ, MD, RU, TJ, TM), European patent (AT, BE, CH, CY, DE, DK, ES, FI, FR, GB, GR, IE, IT, LU, MC, NL, PT, SE), OAPI patent (BF, BJ, CF, CG, CI, CM, GA, GN, GW, ML, MR, NE, SN, TD, TG).</p> <p>Published With international search report.</p>

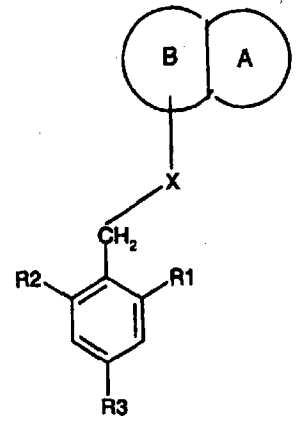
54
10/10
5



(54) Title: HETEROCYCLIC COMPOUNDS FOR INHIBITION OF GASTRIC ACID SECRETION, PROCESSES FOR THEIR PREPARATION AND PHARMACEUTICAL COMPOSITIONS THEREOF

(57) Abstract

The present invention relates to heterocyclic compounds of formula (1), in which the phenyl moiety is substituted with lower alkyl in 2- and 6-position, which inhibit exogenously or endogenously stimulated gastric acid secretion and thus can be used in the prevention and treatment of gastrointestinal inflammatory diseases.



HETEROCYCLIC COMPOUNDS FOR INHIBITION OF GASTRIC ACID SECRETION,
PROCESSES FOR THEIR PREPARATION AND PHARMACEUTICAL
COMPOSITIONS THEREOF

5 TECHNICAL FIELD

The present invention relates to novel compounds, and therapeutically acceptable salts thereof, which inhibit exogenously or endogenously stimulated gastric acid secretion and thus can be used in the prevention and treatment of gastrointestinal inflammatory diseases.

10 In further aspects, the invention relates to compounds of the invention for use in therapy; to processes for preparation of such new compounds; to pharmaceutical compositions containing at least one compound of the invention, or a therapeutically acceptable salt thereof, as active ingredient; and to the use of the active compounds in the manufacture of medicaments for the medical use indicated above.

15

BACKGROUND ART

Substituted imidazo[1,2-a] pyrazines are disclosed in EP-A-0068378, US 4,507,294 and EP-A-0204285. Pyrrolo[2,3-d]pyridazines are disclosed in WO 91/17164, WO 92/06979,
20 WO 93/08190 and WO 95/19980. Pyrrolo[1,2-a]pyrazines are disclosed in US 5,041,442.

Benzimidazole and imidazo pyridine derivatives, in which the phenyl moiety is substituted with lower alkyl in 2- and 6-position, and which are effective as inhibitors of the gastrointestinal H^+ , K^+ -ATPase, are disclosed in the International Patent Application
25 PCT/SE97/00991 (filing date: 5 June 1997) and in the Swedish Patent Application No. 9700661-3 (filing date: 25 February 1997), respectively.

For a review of the pharmacology of the gastric acid pump (the H^+ , K^+ -ATPase), see Sachs et al. (1995) Annu. Rev. Pharmacol. Toxicol. 35: 277-305.

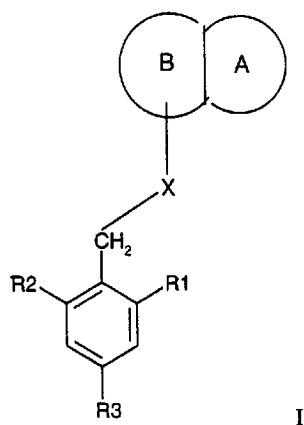
30

DISCLOSURE OF THE INVENTION

It has surprisingly been found that compounds of the Formula I, which are substituted heterocyclic compounds in which the phenyl moiety is substituted with lower (C_1-C_6) alkyl in 2- and 6-position, are particularly effective as inhibitors of the gastrointestinal H^+ , K^+ -ATPase and thereby as inhibitors of gastric acid secretion.

In one aspect, the invention thus relates to compounds of the general Formula I:

10



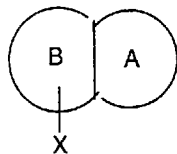
wherein

15 R^1 is C_1-C_6 alkyl;

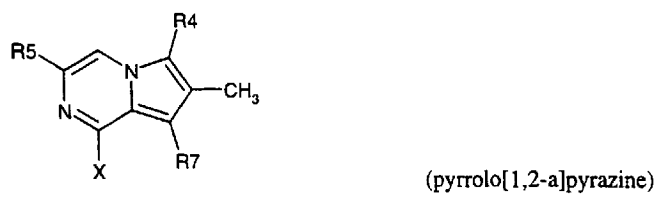
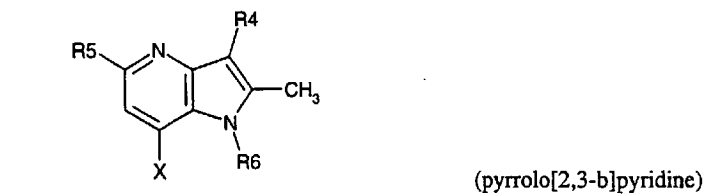
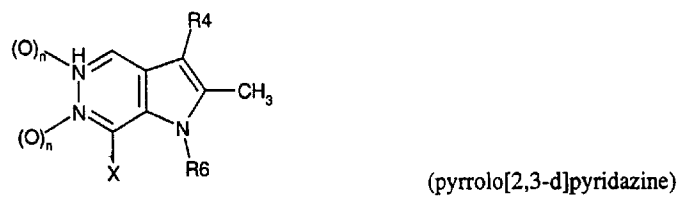
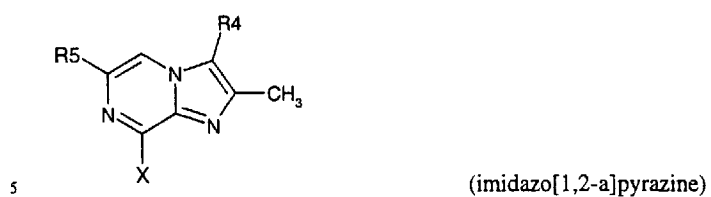
R^2 is C_1-C_6 alkyl;

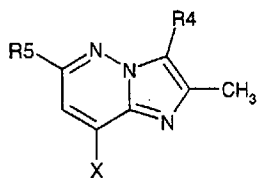
R^3 is H or halogen; and

20

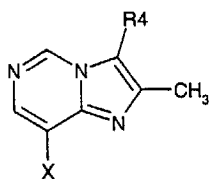


is a substituted heterocycle selected from





(imidazo[1,2-b]pyridazine)



(imidazo[1,2-c]pyrimidine)

5 wherein

R⁴ is H, CH₃, CH₂OH or CH₂CN;

R⁵ is H or C₁-C₆ alkyl;

10

R⁶ is H, C₁-C₆ alkyl, aryl, arylalkyl containing 1-2 carbon atoms in the alkyl part, C₂-C₆ alkenyl, halo(C₂-C₆ alkenyl), C₂-C₆ alkynyl, C₃-C₇ cycloalkyl or halo(C₁-C₆ alkyl);

R⁷ is H, halogen, C₁-C₆ alkyl, C₁-C₆ alkylthio or thiocyno;

15

n is 0 or 1; and

X is NH or O.

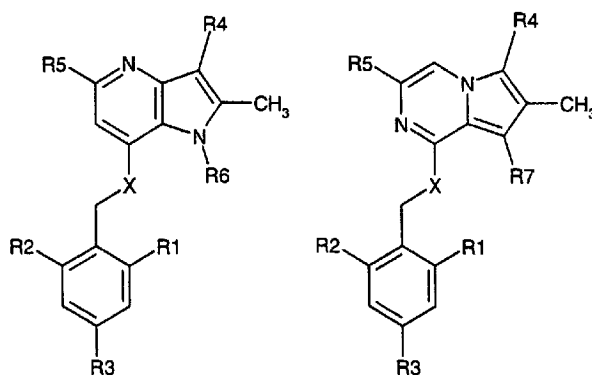
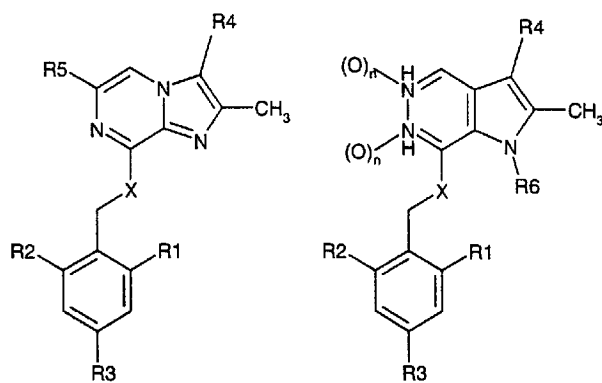
20 Preferred compounds according to the invention are those wherein:

R¹ is CH₃ or CH₂CH₃;

R² is CH₃ or CH₂CH₃; and

R³ is H, Br, Cl or F.

5 Other preferred compounds according to the invention are:



10

wherein R⁴ is CH₃ or CH₂OH; and

X, n, R¹, R², R³, R⁵, R⁶ and R⁷ are as defined for Formula I. Particularly preferred are those compounds wherein R¹, R² and R³ are the preferred substituents defined above.

15

As used herein, the term "C₁-C₆ alkyl" denotes a straight or branched alkyl group having from 1 to 6 carbon atoms. Examples of said lower alkyl include methyl, ethyl, n-propyl, iso-propyl, n-butyl, iso-butyl, sec-butyl, t-butyl and straight- and branched-chain pentyl and hexyl.

5

The term "halogen" includes fluoro, chloro, bromo and iodo.

Both the pure enantiomers, racemic mixtures and unequal mixtures of two enantiomers are within the scope of the invention. It should be understood that all the diastereomeric forms possible (pure enantiomers, racemic mixtures and unequal mixtures of two enantiomers) are within the scope of the invention. Also included in the invention are derivatives of the compounds of the Formula I which have the biological function of the compounds of the Formula I.

15 Depending on the process conditions the end products of the Formula I are obtained either in neutral or salt form. Both the free base and the salts of these end products are within the scope of the invention.

20 Acid addition salts of the new compounds may in a manner known *per se* be transformed into the free base using basic agents such as alkali or by ion exchange. The free base obtained may also form salts with organic or inorganic acids.

In the preparation of acid addition salts, preferably such acids are used which form suitably therapeutically acceptable salts. Examples of such acids are hydrohalogen acids such as hydrochloric acid, sulphuric acid, phosphoric acid, nitric acid, aliphatic, alicyclic, aromatic or heterocyclic carboxyl or sulphonic acids, such as formic acid, acetic acid, propionic acid, succinic acid, glycolic acid, lactic acid, malic acid, tartaric acid, citric acid, ascorbic acid, maleic acid, hydroxymaleic acid, pyruvic acid, p-hydroxybenzoic acid, embonic acid, methanesulfonic acid, ethanesulfonic acid, hydroxyethanesulfonic acid, halogenbenzenesulfonic acid, toluenesulfonic acid or naphthalenesulfonic acid.

30

Preparation

The present invention also provides the following processes A and B for the manufacture of compounds with the general Formula I.

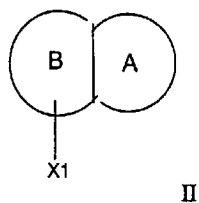
5

Process A

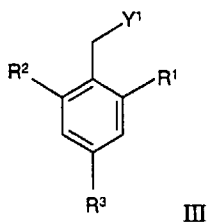
Process A for manufacture of compounds with the general Formula I comprises the following steps:

10

Compounds of the general Formula II



15 wherein X¹ is OH or NH₂, can be reacted with compounds of the general Formula III



20 wherein R¹, R³ and R⁴ are as defined for Formula I and Y¹ is a leaving group, such as a halide, tosyloxy or mesyloxy, to the compounds of the Formula I.

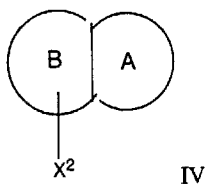
It is convenient to conduct this reaction in an inert solvent, e.g. acetone, acetonitrile, dimethoxyethane, methanol, ethanol, xylene or dimethylformamide with or without a base.

The base is e.g. an alkali metal hydroxide, such as sodium hydroxide and potassium hydroxide; a sodium alcoholate, such as sodium methoxide and sodium ethoxide; an alkali metal hydride such as sodium hydride and potassium hydride; an alkali metal carbonate, such as potassium carbonate and sodium carbonate; or an organic amine, such as triethylamine.

Process B

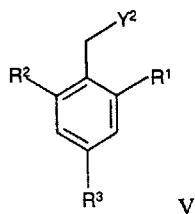
Process B for manufacture of compounds with the general Formula I comprises the following steps:

Compounds of the general Formula IV



15

wherein X^2 is a leaving group e.g. halide, can be reacted with compounds of the general Formula V



20

wherein R^1 , R^3 and R^4 are as defined for Formula I and Y^2 is NH_2 or OH to compounds of the general Formula I.

It is convenient to conduct this reaction in an inert solvent, e.g. acetone, acetonitrile, dimethoxyethane, methanol, ethanol, xylene or dimethylformamide with or without a base. The base is e.g. an alkali metal hydroxide, such as sodium hydroxide and potassium hydroxide; a sodium alcoholate, such as sodium methoxide and sodium ethoxide; an alkali metal hydride such as sodium hydride and potassium hydride; an alkali metal carbonate, such as potassium carbonate and sodium carbonate; or an organic amine, such as triethylamine.

Pharmaceutical formulations

10

In yet a further aspect, the invention relates to pharmaceutical compositions containing at least one compound of the invention, or a therapeutically acceptable salt thereof, as active ingredient.

15

The compounds of the invention can also be used in formulations together with other active ingredients, e.g. antibiotics such as amoxicillin.

20

For clinical use, the compounds of the invention are formulated into pharmaceutical formulations for oral, rectal, parenteral or other mode of administration. The pharmaceutical formulation contains a compound of the invention in combination with one or more pharmaceutically acceptable ingredients. The carrier may be in the form of a solid, semi-solid or liquid diluent, or a capsule. These pharmaceutical preparations are a further object of the invention. Usually the amount of active compounds is between 0.1–95% by weight of the preparation, preferably between 0.1–20% by weight in preparations for parenteral use and preferably between 0.1 and 50% by weight in preparations for oral administration.

25

30

In the preparation of pharmaceutical formulations containing a compound of the present invention in the form of dosage units for oral administration the compound selected may be mixed with solid, powdered ingredients, such as lactose, saccharose, sorbitol, mannitol, starch, amylopectin, cellulose derivatives, gelatin, or another suitable ingredient, as well as

with disintegrating agents and lubricating agents such as magnesium stearate, calcium stearate, sodium stearyl fumarate and polyethylene glycol waxes. The mixture is then processed into granules or pressed into tablets.

- 5 Soft gelatine capsules may be prepared with capsules containing a mixture of the active compound or compounds of the invention, vegetable oil, fat, or other suitable vehicle for soft gelatine capsules. Hard gelatine capsules may contain granules of the active compound. Hard gelatine capsules may also contain the active compound in combination with solid powdered ingredients such as lactose, saccharose, sorbitol, mannitol, potato
10 starch, corn starch, amylopectin, cellulose derivatives or gelatine.

Dosage units for rectal administration may be prepared (i) in the form of suppositories which contain the active substance mixed with a neutral fat base; (ii) in the form of a gelatine rectal capsule which contains the active substance in a mixture with a vegetable
15 oil, paraffin oil or other suitable vehicle for gelatine rectal capsules; (iii) in the form of a ready-made micro enema; or (iv) in the form of a dry micro enema formulation to be reconstituted in a suitable solvent just prior to administration.

Liquid preparations for oral administration may be prepared in the form of syrups or
20 suspensions, e.g. solutions or suspensions containing from 0.1% to 20% by weight of the active ingredient and the remainder consisting of sugar or sugar alcohols and a mixture of ethanol, water, glycerol, propylene glycol and polyethylene glycol. If desired, such liquid preparations may contain colouring agents, flavouring agents, saccharine and carboxymethyl cellulose or other thickening agent. Liquid preparations for oral
25 administration may also be prepared in the form of a dry powder to be reconstituted with a suitable solvent prior to use.

Solutions for parenteral administration may be prepared as a solution of a compound of the invention in a pharmaceutically acceptable solvent, preferably in a concentration from
30 0.1% to 10% by weight. These solutions may also contain stabilizing ingredients and/or buffering ingredients and are dispensed into unit doses in the form of ampoules or vials.

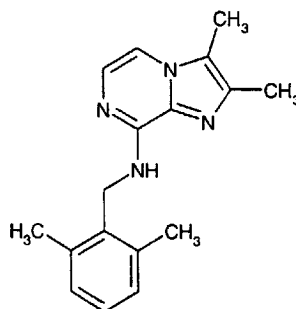
Solutions for parenteral administration may also be prepared as a dry preparation to be reconstituted with a suitable solvent extemporaneously before use.

The typical daily dose of the active substance varies within a wide range and will depend on various factors such as for example the individual requirement of each patient, the route of administration and the disease. In general, oral and parenteral dosages will be in the range of 5 to 1000 mg per day of active substance.

The compounds according to the invention can also be used in formulations together with other active ingredients, e.g. for the treatment or prophylaxis of conditions involving infection by *Helicobacter pylori* of human gastric mucosa. Such other active ingredients may be antimicrobial agents, in particular:

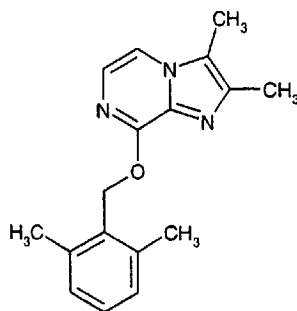
- b-lactam antibiotics such as amoxicillin, ampicillin, cephalothin, cefaclor or cefixime;
- macrolides such as erythromycin, or clarithromycin;
- tetracyclines such as tetracycline or doxycycline;
- aminoglycosides such as gentamycin, kanamycin or amikacin;
- quinolones such as norfloxacin, ciprofloxacin or enoxacin;
- others such as metronidazole, nitrofurantoin or chloramphenicol; or
- preparations containing bismuth salts such as bismuth subcitrate, bismuth subsalicylate, bismuth subcarbonate, bismuth subnitrate or bismuth subgallate.

EXAMPLES

*Example 1.1*5 *Synthesis of 2,3-dimethyl-8-(2,6-dimethylbenzylamino)imidazo [1,2-a]pyrazine*

A stirred mixture of 8-chloro-2,3-dimethylimidazo[1,2-a]pyrazine (0.5 g, 2.8 mmol) and
10 2,6-dimethylbenzylamin (0.41 g, 3.0 mmol) in xylene (10 ml) was refluxed for 24 h. The
mixture was evaporated under reduced pressure, dissolved in methylene chloride (20 ml)
and was washed with a solution of 5% sodium carbonate in water (20 ml). The organic
layer was separated and evaporated under reduced pressure and the residue was purified by
15 column chromatography on silica gel. Crystallization from pentane gave 90 mg (23%) of
the title compound.

$^1\text{H-NMR}$ (300 MHz, CDCl_3): δ 2.35 (s, 6H), 2.45 (s, 6H), 4.70(d, 2H), 5.60 (bs, 1H), 7.05-
7.20 (m, 3H), 7.25 (d, 1H), 7.40 (d, 1H)

*Example 1.2**Synthesis of 2,3-dimethyl-8-(2,6-dimethylbenzyloxy)imidazo[1,2-a]pyrazine*

5

Sodium hydride (0.15 g, 3 mmol) (50 % in oil) was added to a stirred solution of 2,6-dimethylbenzylalcohol in acetonitril (10 ml). 8-chloro-2,3-dimethylimidazo[1,2-a]pyrazine (0.4 g, 3 mmol) was added and the reaction mixture was refluxed for 20 h. The solvent was
40 evaporated under reduced pressure and the residue was solved in methylene chloride and washed with water. The organic layer was evaporated under reduced pressure and the residue was purified by column chromatography on silica gel using ethylacetate:petroleum ether(40-60) 1:1 as eluent. Crystallization from petroleum ether gave 0.42 g (50 %) of the title compound.

15

$^1\text{H-NMR}$ (300 MHz, CDCl_3): δ 2.35 (s, 3H), 2.40 (s, 3H), 2.45 (s, 6H), 5.6 (s, 2H) 6.95-7.15 (m, 3H), 7.35-7.45 (m 2H)

BIOLOGICAL TESTS

*1. In vitro experiments*5 *Acid secretion inhibition in isolated rabbit gastric glands*

Inhibiting effect on acid secretion *in vitro* in isolated rabbit gastric glands was measured as described by Berglindh et al. (1976) Acta Physiol. Scand. 97, 401-414.

10 *Determination of H⁺,K⁺-ATPase activity*

Membrane vesicles (2.5 to 5 µg) were incubated for 15 min at +37°C in 18 mM Pipes/Tris buffer pH 7.4 containing 2 mM MgCl₂, 10 mM KCl and 2 mM ATP. The ATPase activity was estimated as release of inorganic phosphate from ATP, as described by LeBel et al.
15 (1978) Anal. Biochem. 85, 86-89.

The compound of Example 1 had an IC₅₀ value of 0.16 µM and the compound of Example 2 had an IC₅₀ value of 2.78 µM.

20 *2. In vivo experiments**Inhibiting effect on acid secretion in female rats*

Female rats of the Sprague-Dawley strain are used. They are equipped with cannulated
25 fistulae in the stomach (lumen) and the upper part of the duodenum, for collection of gastric secretions and administration of test substances, respectively. A recovery period of 14 days after surgery is allowed before testing commenced.

Before secretory tests, the animals are deprived of food but not water for 20 h. The stomach
30 is repeatedly washed through the gastric cannula with tap water (+37°C), and 6 ml Ringer-Glucose given subcutaneously. Acid secretion is stimulated with infusion during 2.5-4 h

(1.2 ml/h, subcutaneously) of pentagastrin and carbachol (20 and 110 nmol/kg-h, respectively), during which time gastric secretions are collected in 30-min fractions. Test substances or vehicle are given either at 60 min after starting the stimulation (intravenous and intraduodenal dosing, 1 ml/kg), or 2 h before starting the stimulation (oral dosing, 5
5 ml/kg, gastric cannula closed). The time interval between dosing and stimulation may be increased in order to study the duration of action. Gastric juice samples are titrated to pH 7.0 with NaOH, 0.1 M, and acid output calculated as the product of titrant volume and concentration.

10 Further calculations are based on group mean responses from 4-6 rats. In the case of administration during stimulation; the acid output during the periods after administration of test substance or vehicle are expressed as fractional responses, setting the acid output in the 30-min period preceding administration to 1.0. Percentage inhibition is calculated from the fractional responses elicited by test compound and vehicle. In the case of administration
15 before stimulation; percentage inhibition is calculated directly from acid output recorded after test compound and vehicle.

Bioavailability in rat

20 Adult rats of the Sprague-Dawley strain are used. One to three days prior to the experiments all rats are prepared by cannulation of the left carotid artery under anaesthesia. The rats used for intravenous experiments are also cannulated in the jugular vein (Popovic (1960) J. Appl. Physiol. 15, 727-728). The cannulas are exteriorized at the nape of the neck.

25 Blood samples (0.1 - 0.4 g) are drawn repeatedly from the carotid artery at intervals up to 5.5 hours after given dose. The samples are frozen until analysis of the test compound.

Bioavailability is assessed by calculating the quotient between the area under blood/plasma
30 concentration (AUC) curve following (i) intraduodenal (i.d.) or oral (p.o.) administration and (ii) intravenous (i.v.) administration from the rat or the dog, respectively.

The area under the blood concentration vs. time curve, AUC, is determined by the log/linear trapezoidal rule and extrapolated to infinity by dividing the last determined blood concentration by the elimination rate constant in the terminal phase. The systemic bioavailability (F%) following intraduodenal or oral administration is calculated as

$$F(\%) = (AUC \text{ (p.o. or i.d.)} / AUC \text{ (i.v.)}) \times 100.$$

Inhibition of gastric acid secretion and bioavailability in the conscious dog.

10 Labrador retriever or Harrier dogs of either sex are used. They are equipped with a duodenal fistula for the administration of test compounds or vehicle and a cannulated gastric fistula or a Heidenhaim-pouch for the collection of gastric secretion.

Before secretory tests the animals are fasted for about 18 h but water is freely allowed.

15 Gastric acid secretion is stimulated for up to 6.5 h infusion of histamine dihydrochloride (12 ml/h) at a dose producing about 80% of the individual maximal secretory response, and gastric juice collected in consecutive 30-min fractions. Test substance or vehicle is given orally, i.d. or i.v., 1 or 1.5 h after starting the histamine infusion, in a volume of 0.5 ml/kg body weight. In the case of oral administration, it should be pointed out that the test

20 compound is administered to the acid secreting main stomach of the Heidenham-pouch dog.

The acidity of the gastric juice samples are determined by titration to pH 7.0, and the acid output calculated. The acid output in the collection periods after administration of test

25 substance or vehicle are expressed as fractional responses, setting the acid output in the fraction preceding administration to 1.0. Percentage inhibition is calculated from fractional responses elicited by test compound and vehicle.

Blood samples for the analysis of test compound concentration in plasma are taken at intervals up to 4 h after dosing. Plasma is separated and frozen within 30 min after collection and later analyzed. The systemic bioavailability (F%) after oral or i.d. administration is calculated as described above in the rat model.

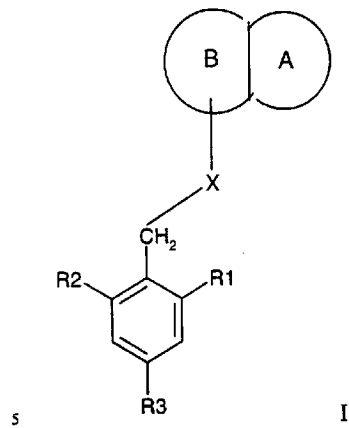
It will be understood that the term "comprises" or its grammatical variants as used herein is equivalent to the term "includes" and is not to be taken as excluding the presence of other elements or features.

5
5
5
5



CLAIMS

1. A compound of the formula I



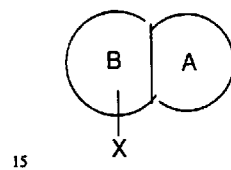
or a pharmaceutically acceptable salt thereof, wherein

R¹ is C₁-C₆ alkyl;

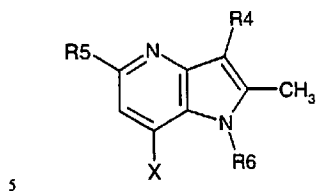
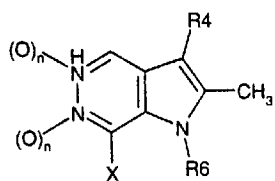
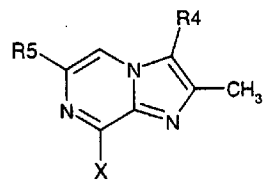
10

R² is C₁-C₆ alkyl;

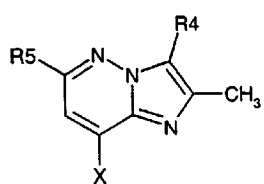
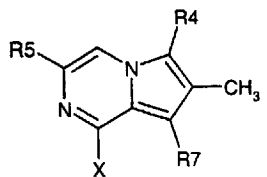
R³ is H or halogen; and



is a substituted heterocycle selected from

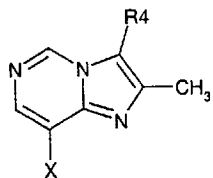


5



10

or



wherein

5 R⁴ is H, CH₃, CH₂OH or CH₂CN;

R⁵ is H or C₁-C₆ alkyl;

10 R⁶ is H, C₁-C₆ alkyl, aryl, arylalkyl containing 1-2 carbon atoms in the alkyl part, C₂-C₆ alkenyl, halo(C₂-C₆ alkenyl), C₂-C₆ alkynyl, C₃-C₇ cycloalkyl or halo(C₁-C₆ alkyl);

R⁷ is H, halogen, C₁-C₆ alkyl, C₁-C₆ alkylthio or thiocyano;

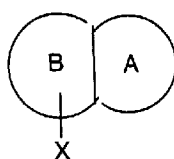
n is 0 or 1; and

15

X is NH or O.

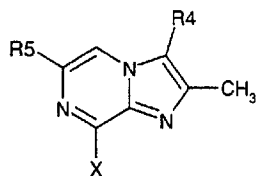
2. A compound according to claim 1, or a pharmaceutically acceptable salt thereof,

wherein



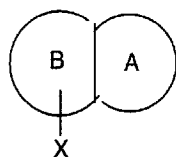
20

is

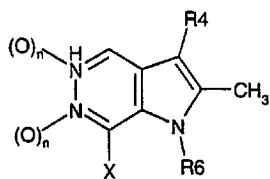


wherein R^4 , R^5 and X are as defined in claim 1.

3. A compound according to claim 1, or a pharmaceutically acceptable salt thereof,
 5 wherein



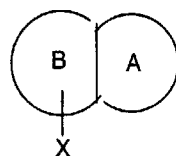
is



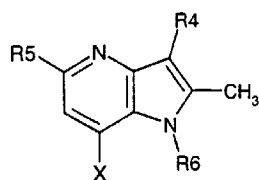
wherein R^4 , R^6 and X are as defined in claim 1.

10

4. A compound according to claim 1, or a pharmaceutically acceptable salt thereof,
 wherein

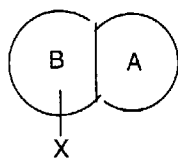


is

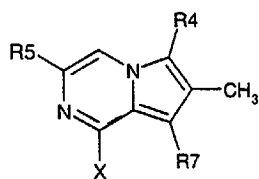


wherein R⁴, R⁵, R⁶ and X are as defined in claim 1.

5. A compound according to claim 1, or a pharmaceutically acceptable salt thereof,
5 wherein



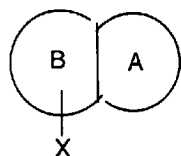
is



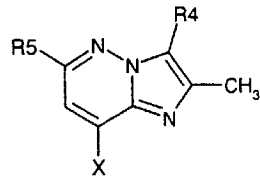
wherein R⁴, R⁵, R⁷ and X are as defined in claim 1.

10

6. A compound according to claim 1, or a pharmaceutically acceptable salt thereof,
wherein

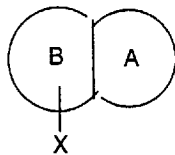


is

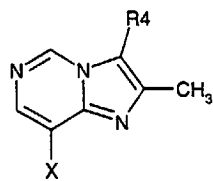


wherein R⁴, R⁵ and X are as defined in claim 1.

7. A compound according to claim 1, or a pharmaceutically acceptable salt thereof,
5 wherein



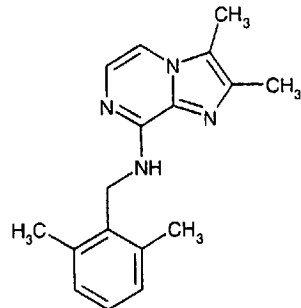
is



wherein R⁴ and X are as defined in claim 1.

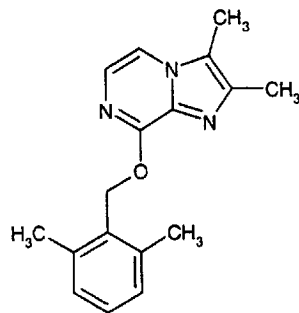
10

8. A compound according to claim 1, or a pharmaceutically acceptable salt thereof,
wherein R¹ and R² are independently CH₃ or CH₂CH₃.
9. A compound according to claim 2 which is the compound 2,3-dimethyl-8-(2,6-
15 dimethylbenzylamino)imidazo [1,2-a]pyrazine



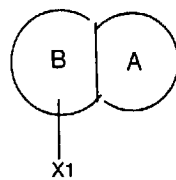
or a pharmaceutically acceptable salt thereof.

- 5 10. The compound according to claim 2 which is the compound 2,3-dimethyl-8-(2,6-dimethylbenzyloxy)imidazo[1,2-a]pyrazine



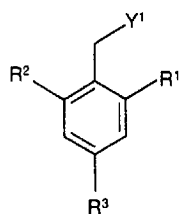
or a pharmaceutically acceptable salt thereof.

- 10 11. A process for the preparation of a compound according to any one of claims 1 to 10, comprising reacting a compounds of the general Formula II



II

wherein X^1 is OH or NH_2 , with a compound of the general Formula III



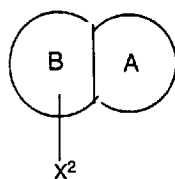
III

5

wherein R^1 , R^3 and R^4 are as defined for Formula I and Y^1 is a leaving group.

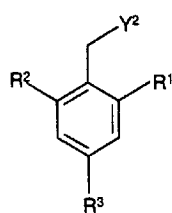
12. A process for the preparation of a compound according to any one of claims 1 to 10, comprising reacting a compounds of the general Formula IV

10



IV

wherein X^2 is a leaving group, with a compound of the general Formula V



V

15

wherein R^1 , R^3 and R^4 are as defined for Formula I, and Y^2 is NH_2 or OH.

13. A compound according to any one of claims 1 to 10 for use in therapy.
14. A pharmaceutical formulation containing a compound according to any one of claims 1 to 10 as active ingredient in combination with a pharmaceutically acceptable diluent or carrier.
- 5 15. Use of a compound according to any one of claims 1 to 10 for the manufacture of a medicament for the inhibition of gastric acid secretion.
16. Use of a compound according to any one of claims 1 to 10 for the manufacture of a medicament for the treatment of gastrointestinal inflammatory disease.
- 10 17. Use of a compound according to any one of claims 1 to 10 the manufacture of a medicament for the treatment of prophylaxis of conditions involving infection by *Helicobacter pylori* of human gastric mucosa, wherein the said compound is adapted to be administered in combination with at least one antimicrobial agent.
- 15 18. Use of a compound according to claim 17 wherein the compound is a pharmaceutically acceptable salt.
19. A method for inhibiting gastric acid secretion which comprises administering to a mammal, including man, in need of such inhibition an effective amount of a compound according to any one of claims 1 to 10.
- 20 20. A method for the treatment of gastrointestinal inflammatory diseases which comprises administering top a mammal, including man, in need of such treatment an effective amount of a compound according to any one of claims 1 to 10.
21. A method for the treatment of prophylaxis of conditions involving infection by *Helicobacter pylori* of human gastric mucosa, which comprises administering to a mammal, including humans, in need of such treatment an effective



amount of a compound as claimed in any one of claims 1 to 10, wherein the said compound is administered in combination with at least one antimicrobial agent.

22. A method according to claim 21, wherein the compound is a
5 pharmaceutically acceptable salt.
23. A pharmaceutical formulation for use in the inhibition of gastric acid secretion wherein the active ingredient is a compound according to any one of claims 1 to 10.
24. A pharmaceutical formulation for use in the treatment of gastrointestinal
10 inflammatory diseases wherein the active ingredient is a compound to any one of claims 1 to 10.
25. A pharmaceutical formulation for use in the treatment of prophylaxis of conditions involving infection by *Helicobacter pylori* of human gastric
15 mucosa, wherein the active ingredient is a compound according to any one of claims 1 to 10 in combination with at least one antimicrobial agent.
26. A compound according to claim 1, substantially as hereinbefore described with reference to any one of the examples.

AstraZeneca AB
By their Registered Patent Attorneys
20 **Freehills Carter Smith Beadle**

5 January 2001

