



US00D845502S

(12) **United States Design Patent** (10) **Patent No.:** **US D845,502 S**
Fuster (45) **Date of Patent:** **** Apr. 9, 2019**

(54) **MESSAGE APPLIANCE**

(56) **References Cited**

(71) Applicant: **LPG SYSTEMS**, Valence (FR)

U.S. PATENT DOCUMENTS

(72) Inventor: **Arnaud Fuster**, Beaumont-les-Valence (FR)

D404,496	S	*	1/1999	Tudico	D24/200
D438,973	S	*	3/2001	Tudico	D24/200
D480,810	S	*	10/2003	Gumisawa	D24/158
D585,991	S	*	2/2009	Helgeson	D24/176
D586,921	S	*	2/2009	Zimmer	D24/206
D609,342	S	*	2/2010	Chen	D24/158
D627,080	S	*	11/2010	Fuster	D24/215
7,862,564	B2	*	1/2011	Goble	A61B 18/042

(**) Term: **15 Years**

(21) Appl. No.: **35/501,912**

(22) Filed: **Sep. 28, 2016**

D650,086	S	*	12/2011	Fuster	D24/215
D672,046	S	*	12/2012	Fuster	D24/200
D735,868	S	*	8/2015	Mareguddi	D24/185
D745,697	S	*	12/2015	Fuster	D24/215
D752,231	S	*	3/2016	Halter	D24/185
2017/0087047	A1	*	3/2017	Fuster	A61H 15/0078

(80) **Hague Agreement Data**

Int. Filing Date: **Sep. 28, 2016**

Int. Reg. No.: **DM/093297**

Int. Reg. Date: **Sep. 28, 2016**

Int. Reg. Pub. Date: **Nov. 18, 2016**

* cited by examiner

Primary Examiner — Eliza Z Bennett-Hattan

(30) **Foreign Application Priority Data**

(74) *Attorney, Agent, or Firm* — Burr & Brown, PLLC

Apr. 1, 2016 (EM) 3052547-0001

Apr. 1, 2016 (EM) 3052547-0003

Apr. 1, 2016 (EM) 3052547-0004

(51) **LOC (11) Cl.** **28-03**

(57) **CLAIM**

The ornamental design for a massage appliance, as shown and described.

(52) **U.S. Cl.**

USPC **D24/215**

DESCRIPTION

(58) **Field of Classification Search**

USPC D24/133, 141, 144, 200, 215, 185, 186;
D23/370, 332, 328; D26/37, 46, 49;
D3/1, 4

CPC A61H 2203/03; A61H 2205/067; A61H
2205/12; A61H 23/02; A61H 39/04;
A61H 23/0263; A61H 7/003; A61H
15/0085; A61H 15/0092; A61H
2015/0064; A61H 2015/0071; A61H
2201/0165; A61H 2201/1261; A61H
2201/149; A61H 2201/1671; A61H 7/001;
A61H 1/008; A61H 2015/0028

FIG. 1.1 is a rear perspective view of a massage appliance showing my new design;
FIG. 1.2 is a front perspective view thereof;
FIG. 1.3 is a rear view thereof;
FIG. 1.4 is a front view thereof;
FIG. 1.5 is a right side view thereof;
FIG. 1.6 is a left side view thereof; and
FIG. 1.7 is a bottom plan view thereof.
The broken lines in the drawings depict unclaimed subject matter only and form no part of the claimed design.

See application file for complete search history.

1 Claim, 7 Drawing Sheets

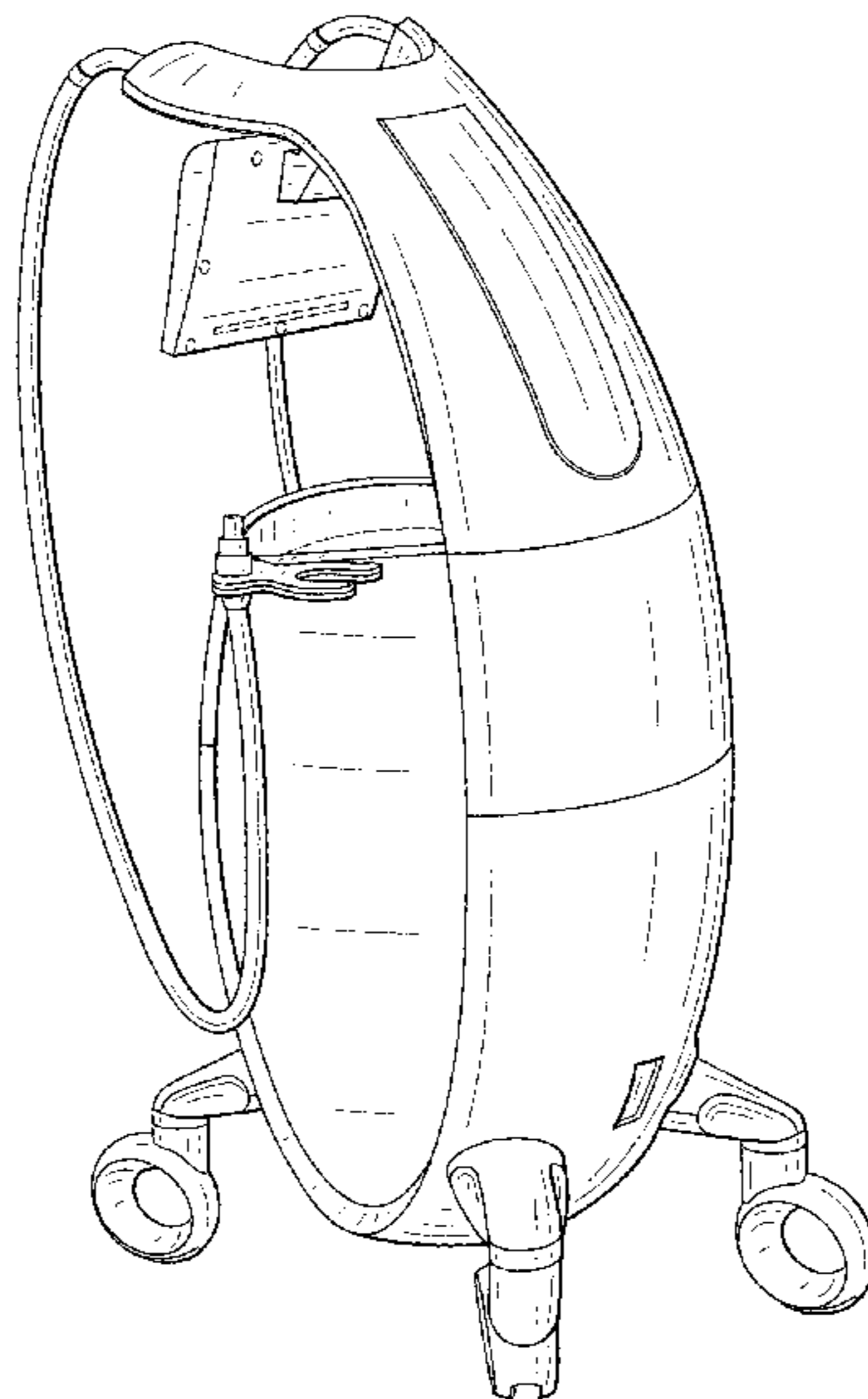


FIG. 1.1

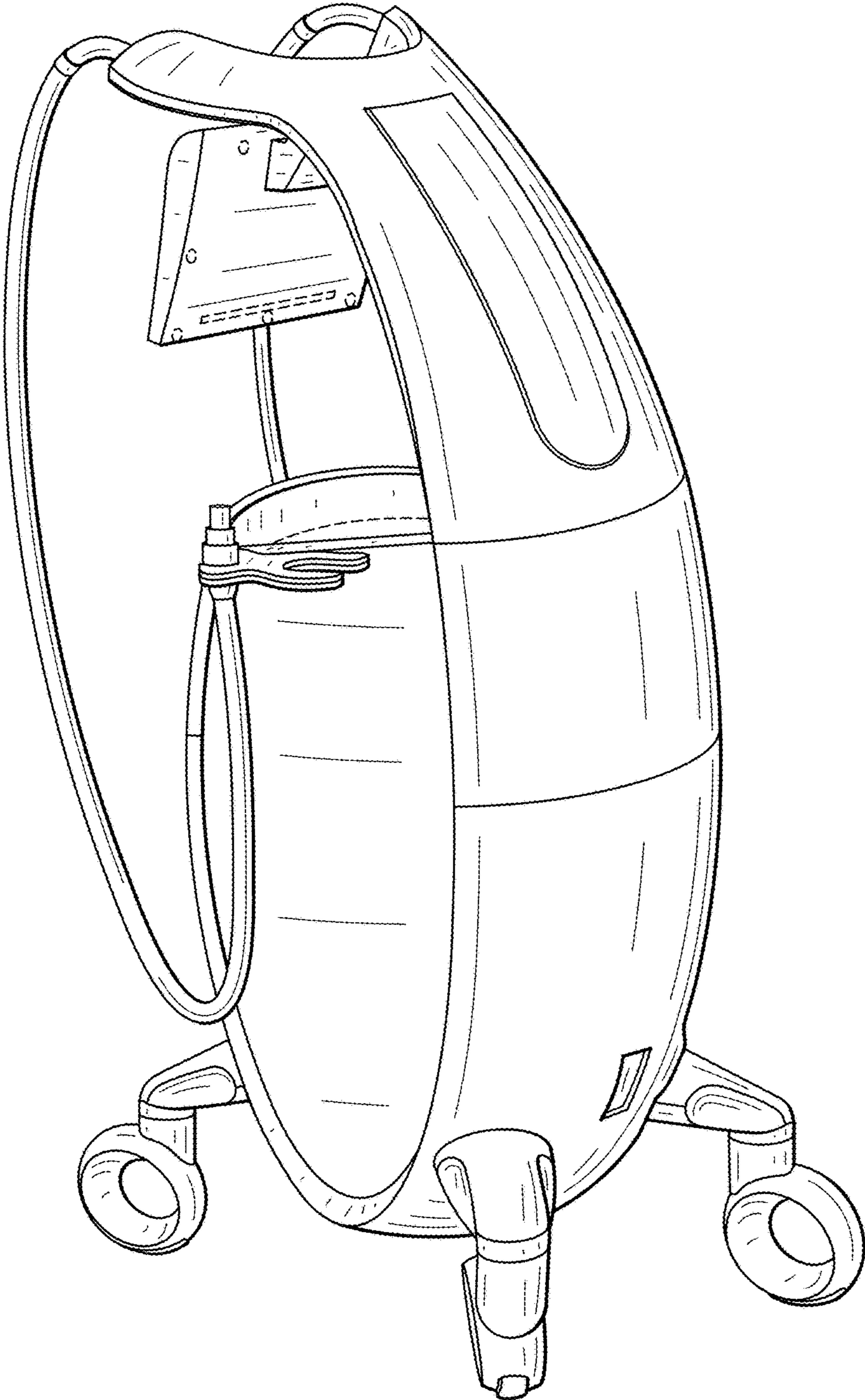


FIG. 1.2

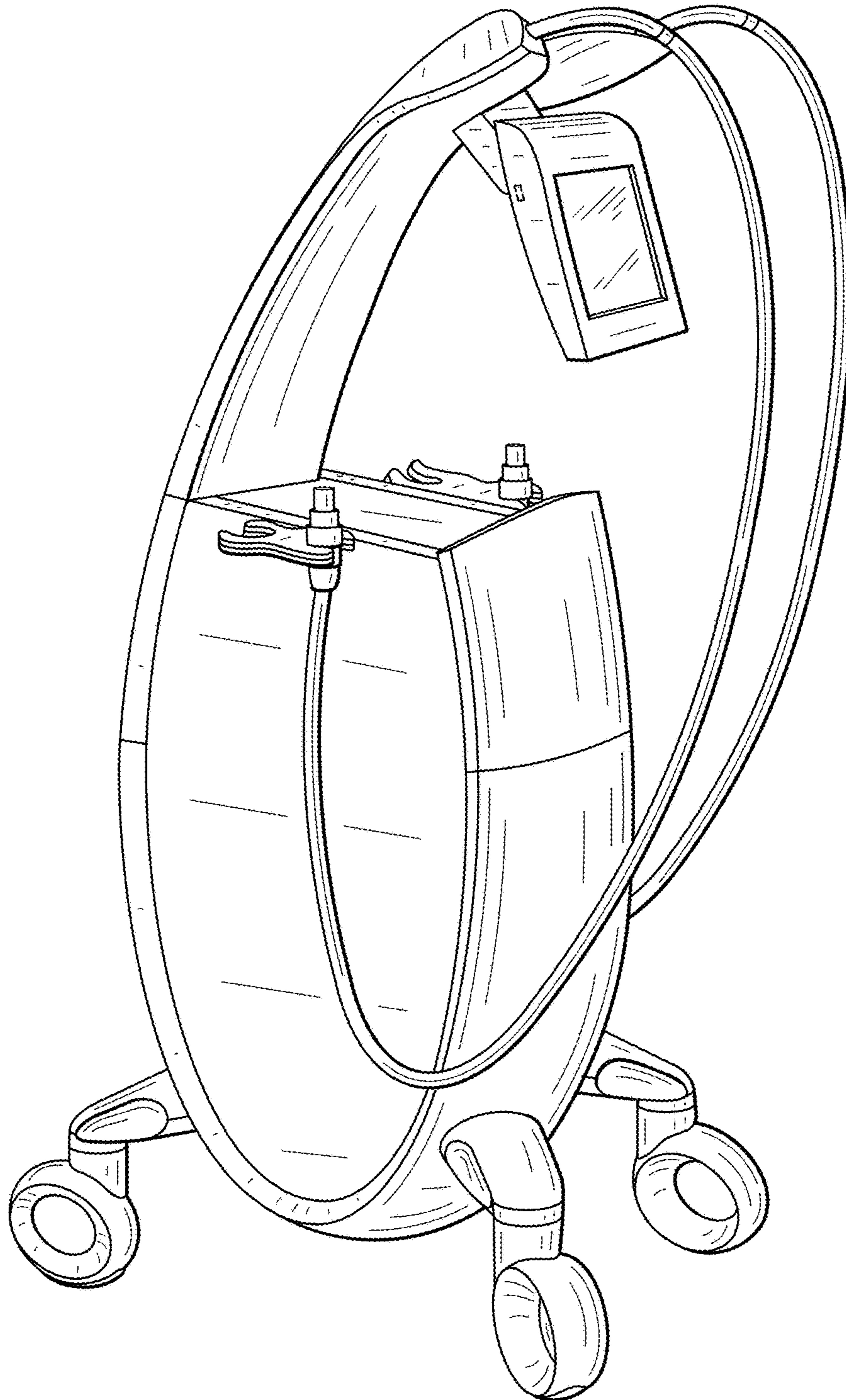


FIG. 1.3

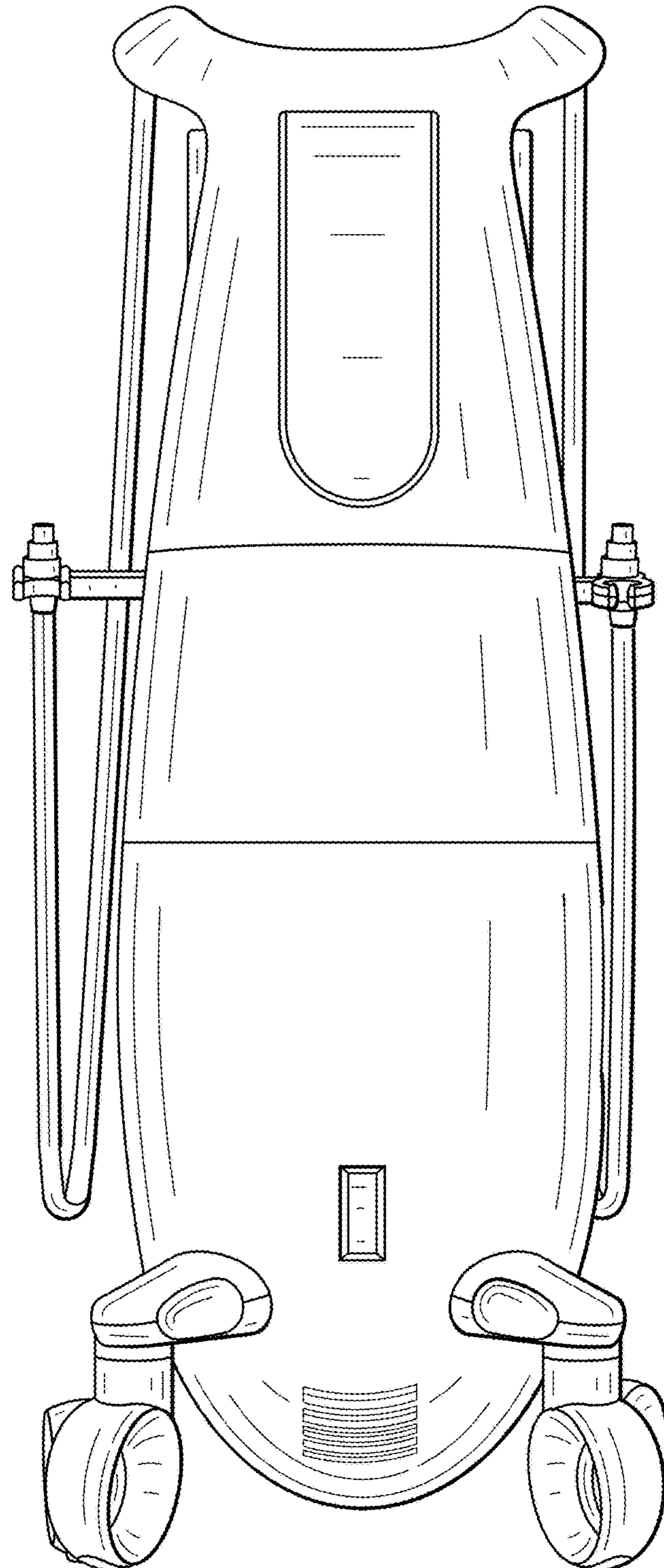


FIG. 1.4

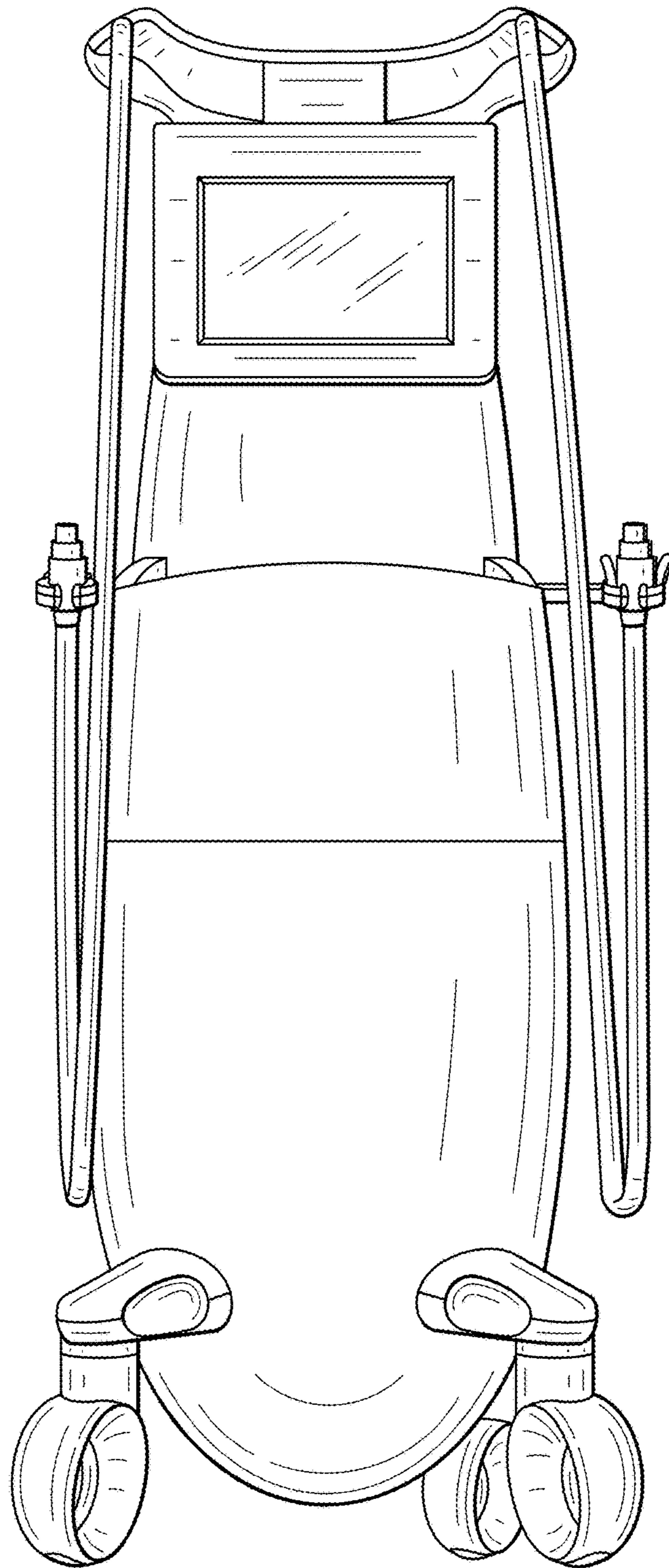


FIG. 1.5

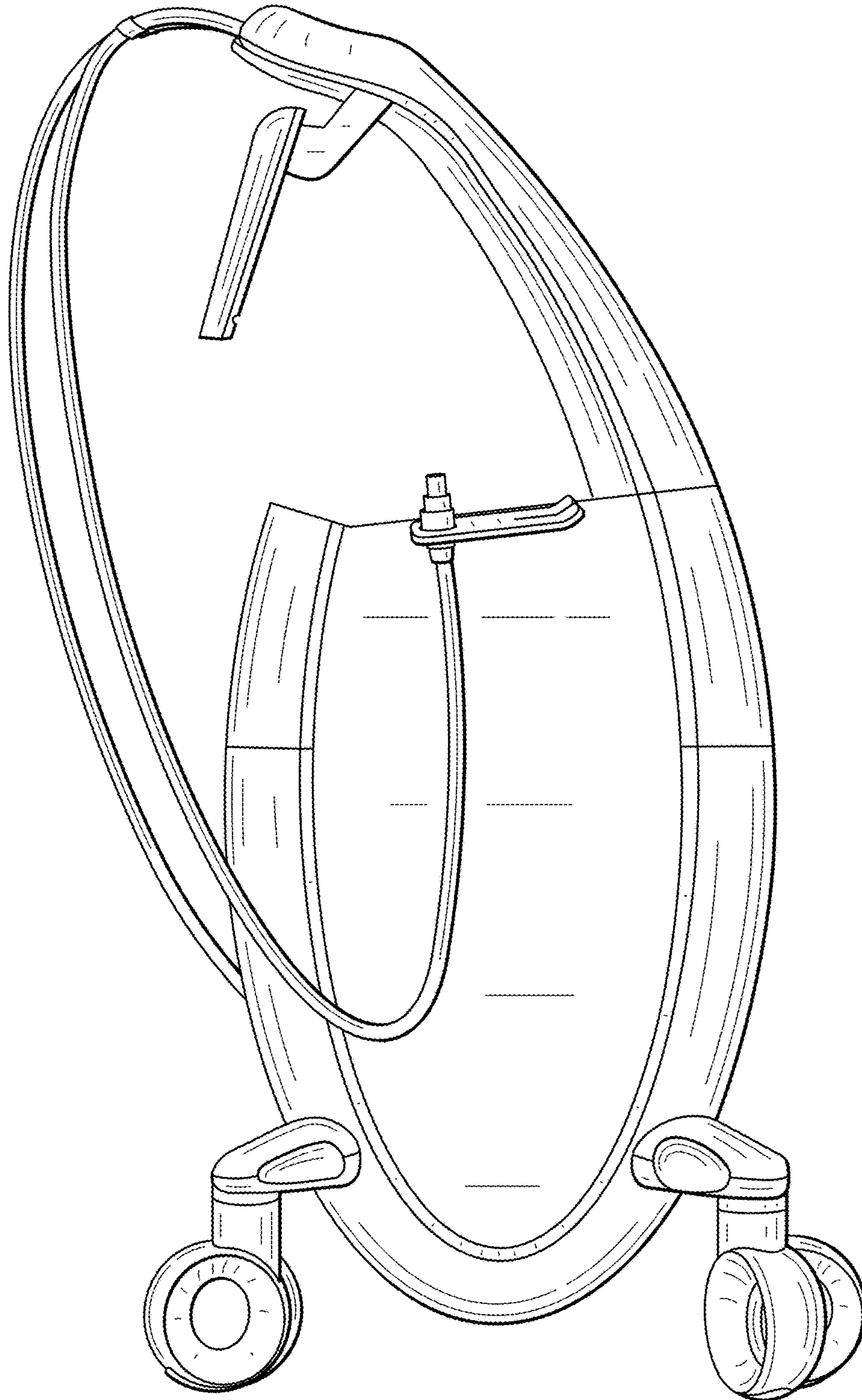


FIG. 1.6

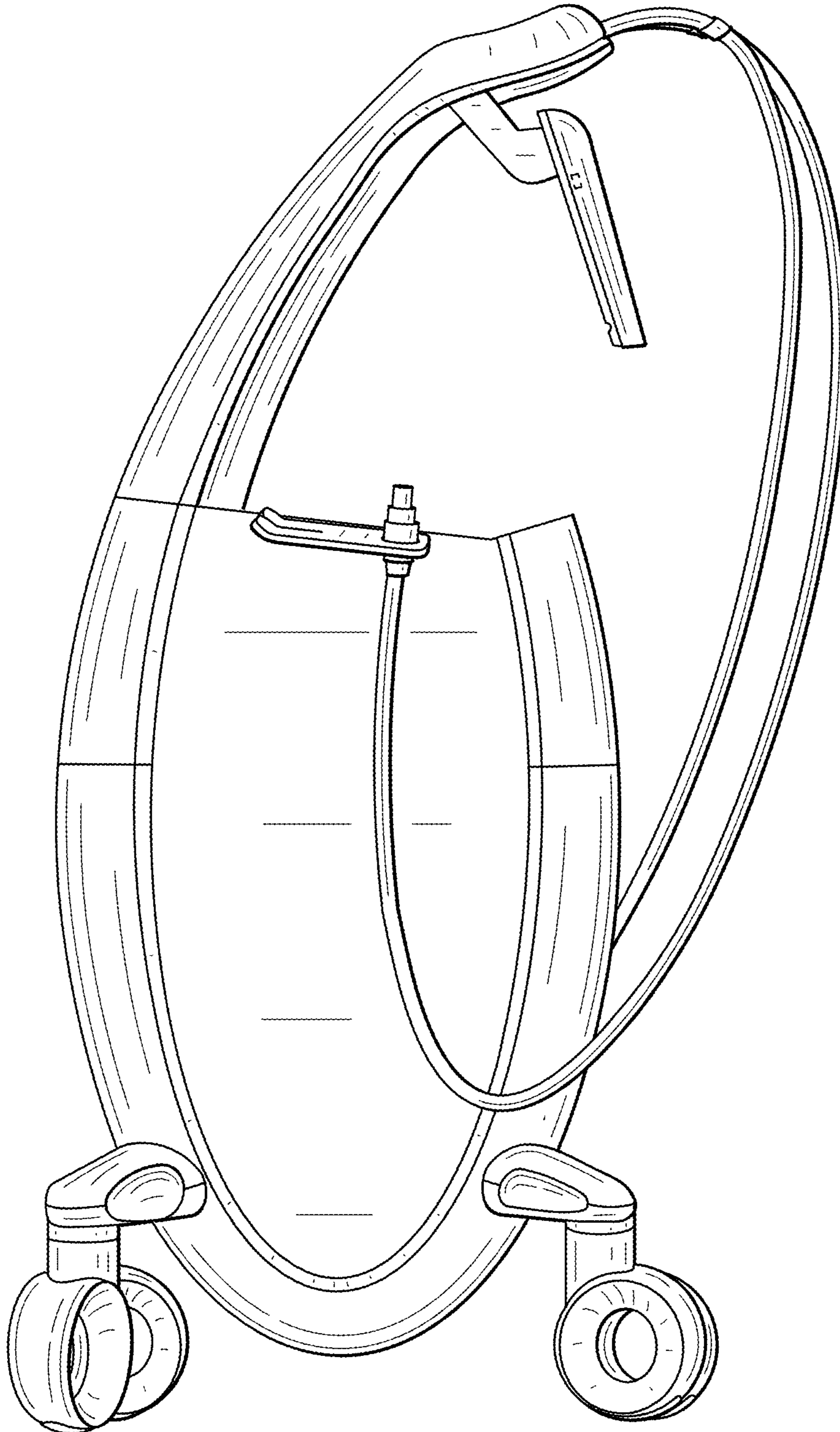


FIG. 1.7

