



US00D524710S

(12) **United States Design Patent**
Long

(10) **Patent No.:** **US D524,710 S**

(45) **Date of Patent:** **** Jul. 11, 2006**

(54) **WHEEL**

(75) Inventor: **Jeff Long**, Keller, TX (US)

(73) Assignee: **American IronHorse Motorcycle Company, Inc.**, Fort Worth, TX (US)

(**) Term: **14 Years**

(21) Appl. No.: **29/239,073**

(22) Filed: **Sep. 27, 2005**

(51) **LOC (8) Cl.** **12-16**

(52) **U.S. Cl.** **D12/209**

(58) **Field of Classification Search** D12/204-213;
301/37.101, 64.101, 65

See application file for complete search history.

(56)

References Cited

U.S. PATENT DOCUMENTS

D339,316 S	*	9/1993	Chung	D12/209
D351,821 S	*	10/1994	Oka	D12/209
D391,544 S	*	3/1998	Noriega	D12/209
D410,613 S	*	6/1999	Brown et al.	D12/209
D419,515 S	*	1/2000	Brown	D12/209
D430,842 S	*	9/2000	Chinellato	D12/209
D453,013 S	*	1/2002	Cunningham	D12/209
D490,355 S	*	5/2004	Francis	D12/209
D491,126 S	*	6/2004	Rivers et al.	D12/209
D493,132 S	*	7/2004	Rivers et al.	D12/209
D497,137 S	*	10/2004	Anderson et al.	D12/209

D497,138 S * 10/2004 Anderson et al. D12/209

* cited by examiner

Primary Examiner—Stacia Cadmus

(74) *Attorney, Agent, or Firm*—Venable LLP; Stuart I. Smith

(57) **CLAIM**

The ornamental design for a wheel, as shown and described.

DESCRIPTION

FIG. 1 is a front view of a first embodiment of a wheel in accordance with the invention, the back view is a mirror image of the front view;

FIG. 2 is a top view of the wheel shown in FIG. 1, the bottom, left side and right side views are identical to the top view;

FIG. 3 is a perspective view of the wheel shown in FIGS. 1 and 2;


FIG. 4 is a front view of a second embodiment of a wheel in accordance with the invention, the back view is a mirror image of the front view;

FIG. 5 is a top view of the wheel shown in FIG. 4, the bottom view, left side view and right side view are identical to the top view; and,

FIG. 6 is a perspective view of the wheel shown in FIG. 4 and 5.

Features shown in dashed lines are environment only and are not part of the invention.

1 Claim, 4 Drawing Sheets






FIG. 1



FIG. 2

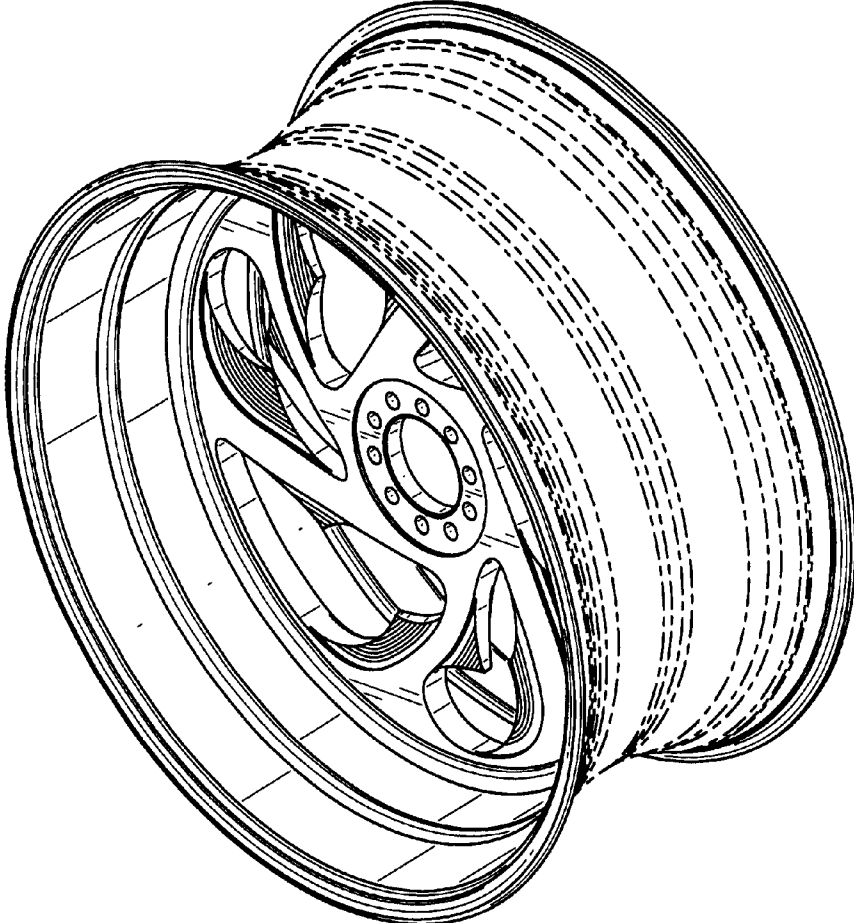


FIG. 3




FIG. 4




FIG. 5

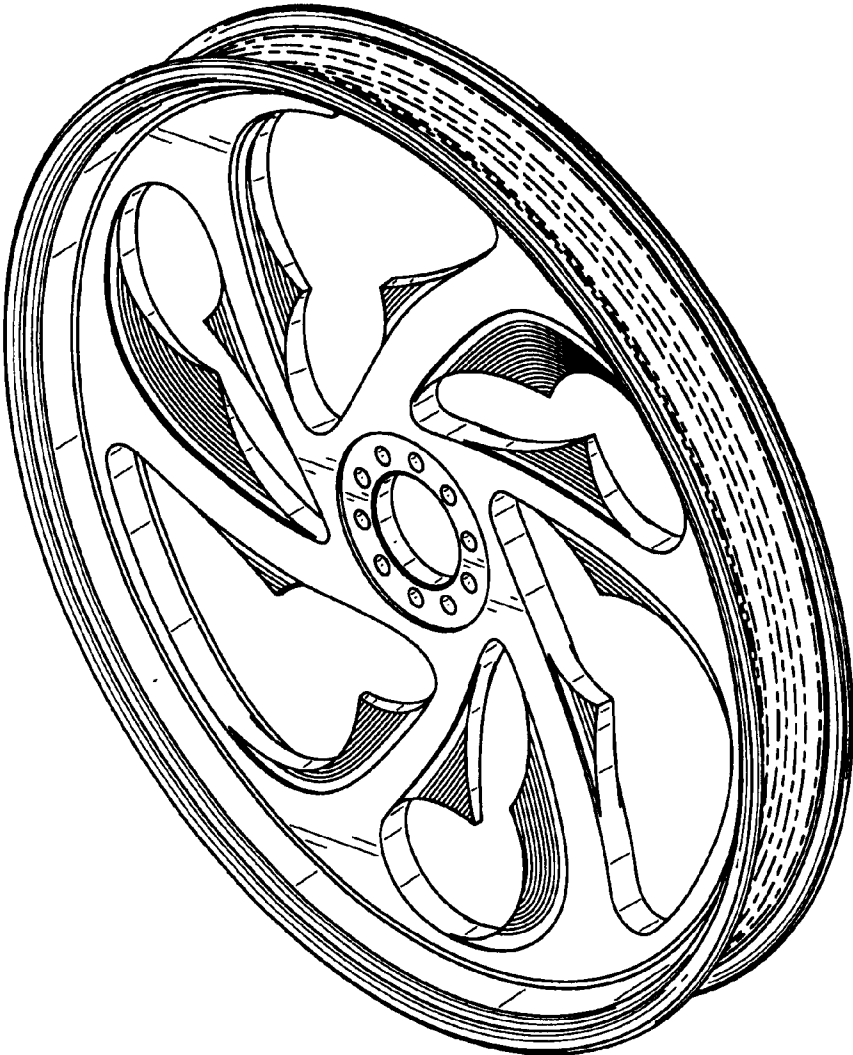


FIG. 6