



US00D382105S

United States Patent [19] Bonaldi

[11] Patent Number: **Des. 382,105**

[45] Date of Patent: ****Aug. 12, 1997**

[54] **CLIP**
[76] Inventor: **Jeffrey P. Bonaldi**, 269 Monmouth Ave., New Milford, N.J. 07646
[**] Term: **14 Years**
[21] Appl. No.: **53,502**
[22] Filed: **May 8, 1996**

4,705,086 11/1987 O'Neill .
4,741,372 5/1988 Santilli .
4,784,199 11/1988 Wise .
4,821,934 4/1989 Alessi et al. .
4,903,745 2/1990 Roman .
4,915,215 4/1990 Brekke .
5,103,884 4/1992 Roman .
5,129,126 7/1992 Huang 24/3.11
5,255,835 10/1993 Borks .
5,274,318 12/1993 Nordberg et al. .
5,351,868 10/1994 Beletsky et al. .
5,356,060 10/1994 Kuroda .
5,381,922 1/1995 Gladman et al. .
5,385,282 1/1995 Chen .

Related U.S. Application Data

[63] Continuation-in-part of Ser. No. 313,448, Sep. 27, 1994, Pat. No. 5,533,656.

[51] **LOC (6) Cl.** **03-01**
[52] **U.S. Cl.** **D3/215; D3/207; D11/201**
[58] **Field of Search** **D3/215, 228, 207, D3/208, 209, 210, 211, 212; 224/252, 269, 901, 901.6, 901.8, 667, 668, 680; 24/3.1, 3.11, 3.3, 3.5, 3.6, 3.12; D11/201**

FOREIGN PATENT DOCUMENTS

823409 11/1959 United Kingdom 224/252

OTHER PUBLICATIONS

Maguire Co., Inc. "Assorted Clips" Jun. 22, 1992.

Primary Examiner—Doris V. Coles
Assistant Examiner—Catherine R. Oliver
Attorney, Agent, or Firm—Weingram & Associates, P.C.

[56] References Cited

U.S. PATENT DOCUMENTS

D. 248,515 7/1978 Olson D3/215 X
D. 364,269 11/1995 Sabosky D3/207
1,435,704 11/1922 Fisher .
2,117,989 5/1938 Ryan .
2,259,204 10/1941 Fulton .
2,272,854 2/1942 Sloane et al. .
2,595,843 5/1952 Grabhorn .
3,155,298 11/1964 Brown 24/3.12 X
3,279,009 10/1966 Deane 24/3.6
3,357,615 12/1967 Hill 24/3.6 X
4,226,105 10/1980 Wehrman 224/269 X
4,416,315 11/1983 Foley .
4,444,342 4/1984 Powell .
4,467,946 8/1984 Brown .

[57] CLAIM

The ornamental design for clip, as shown and described.

DESCRIPTION

FIG. 1 is a perspective view of a clip showing my design; FIG. 2 is a left side view thereof, the right side being identical; FIG. 3 is a top view thereof; FIG. 4 is a front view thereof; FIG. 5 is a bottom view thereof; and, FIG. 6 is a rear view thereof.

1 Claim, 2 Drawing Sheets

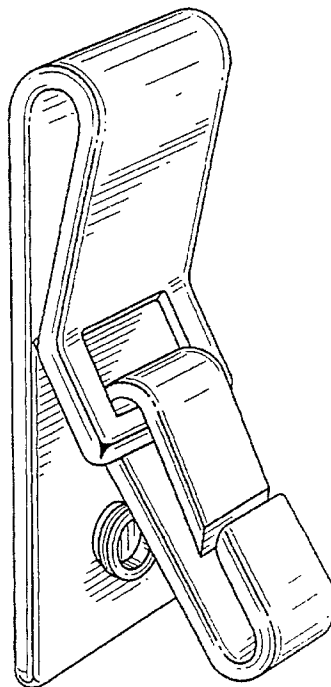


FIG. 1

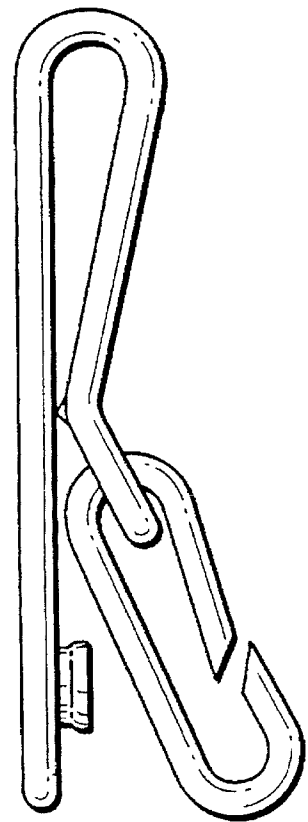
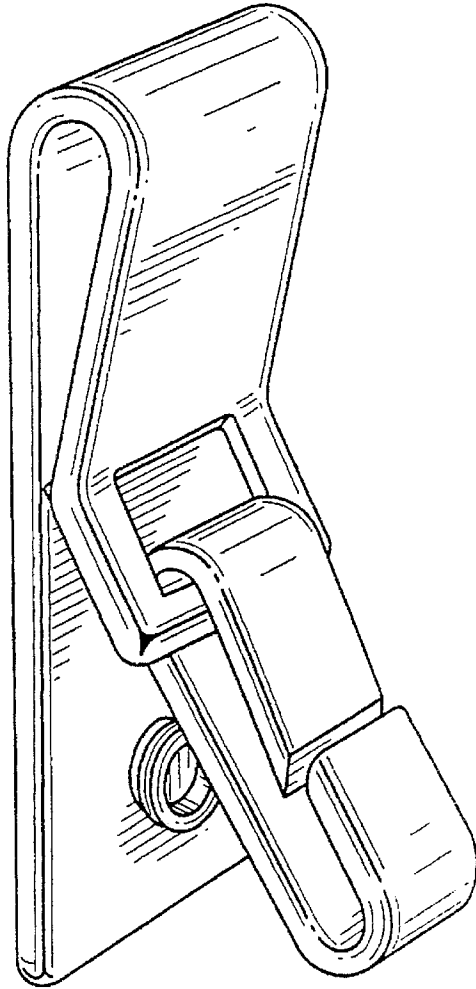


FIG. 2

FIG. 3

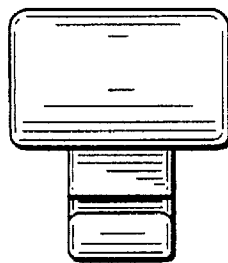


FIG. 4




FIG. 6




FIG. 5

