



US00D420037S

**United States Patent** [19]  
**Conway**

[11] **Patent Number: Des. 420,037**  
[45] **Date of Patent: \*\* Feb. 1, 2000**

[54] **EYEWEAR**

D. 407,429 3/1999 Meschter ..... D16/326  
D. 411,222 6/1999 Conway ..... D16/326

[75] Inventor: **Simon M. Conway**, Honeoye Falls, N.Y.

[73] Assignee: **Luxottica Leasing S.p.A.**, Agordo, Italy

[\*\*] Term: **14 Years**

[21] Appl. No.: **29/096,727**

[22] Filed: **Nov. 19, 1998**

[51] **LOC (7) Cl.** ..... **16-06**

[52] **U.S. Cl.** ..... **D16/326**

[58] **Field of Search** ..... D16/101, 300-330,  
D16/335; D29/109, 110; 351/41, 44, 51,  
52, 158; 2/447, 448

[56] **References Cited**

**U.S. PATENT DOCUMENTS**

D. 187,299 6/1960 Behr ..... D16/326  
D. 325,920 5/1992 Hornung ..... D16/102  
D. 347,014 5/1994 Arnette ..... D16/102  
D. 384,686 10/1997 Jannard ..... D16/326  
D. 389,168 1/1998 Mage ..... D16/326

**FOREIGN PATENT DOCUMENTS**

DM/034 262 11/1994 Hague Agreement .  
DM/036 280 4/1996 Hague Agreement .  
DM/039 455 3/1997 Hague Agreement .

**OTHER PUBLICATIONS**

U.S. application Ser. No. 29/096,767 filed Nov. 19, 1998.

*Primary Examiner*—Raphael Barkai  
*Attorney, Agent, or Firm*—Katherine McGuire

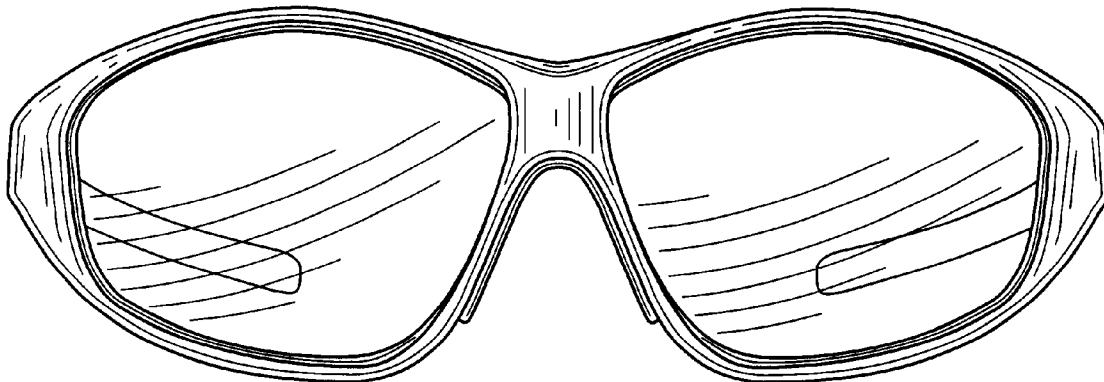
[57] **CLAIM**

The ornamental design for eyewear, as shown and described.

**DESCRIPTION**

FIG. 1 is a front perspective view of eyewear showing my new design;  
FIG. 2 is a front elevational view thereof;  
FIG. 3 is a rear elevational view thereof;  
FIG. 4 is a side elevational view thereof;  
FIG. 5 is a top plan view thereof; and,  
FIG. 6 is a bottom plan view thereof.

**1 Claim, 5 Drawing Sheets**



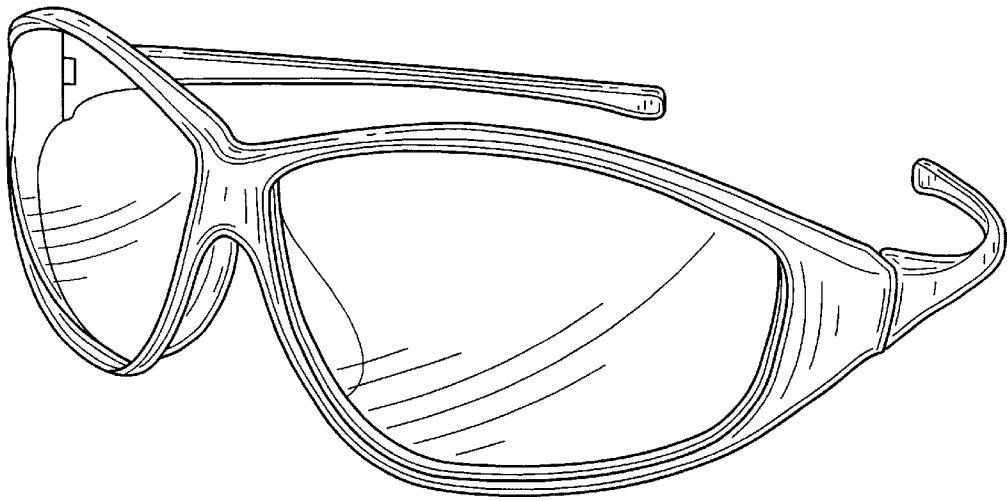


FIG. 1

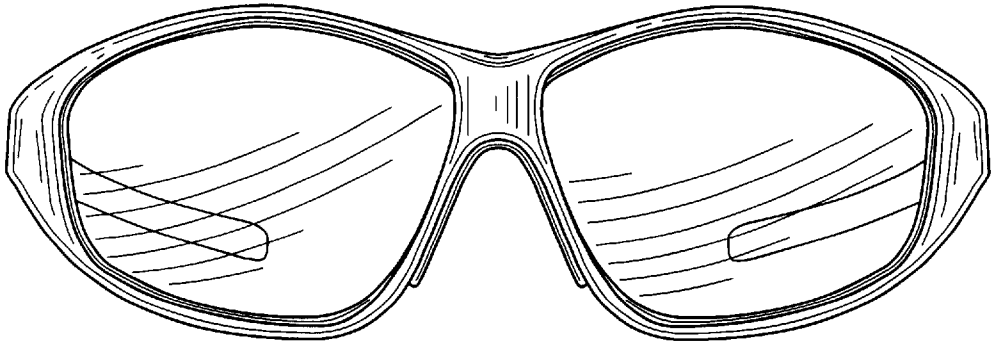


FIG. 2

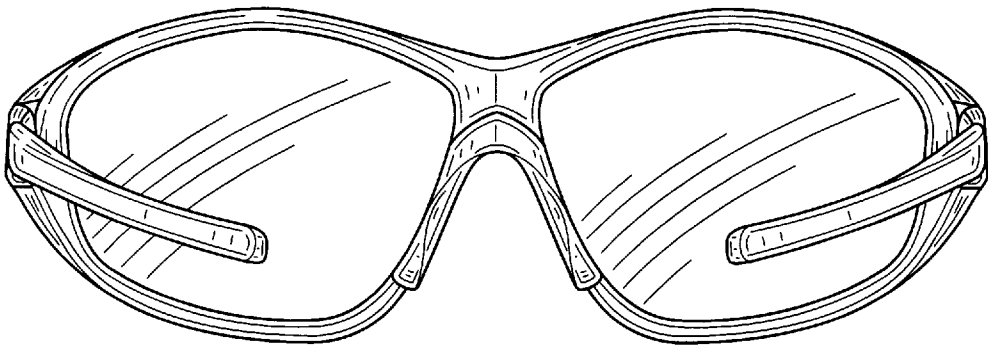


FIG. 3

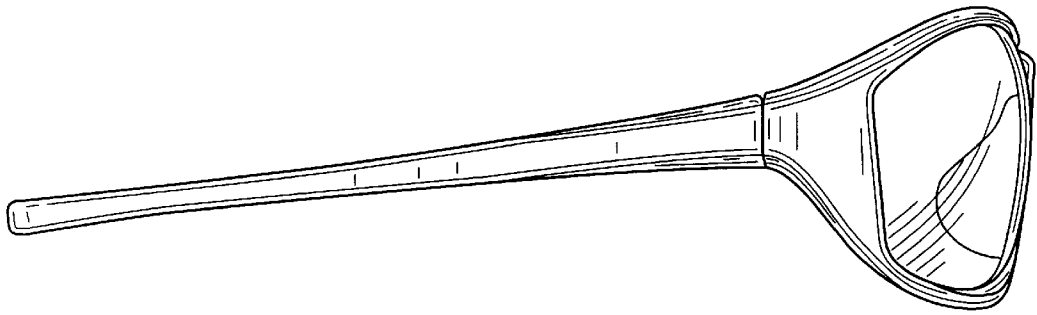


FIG. 4

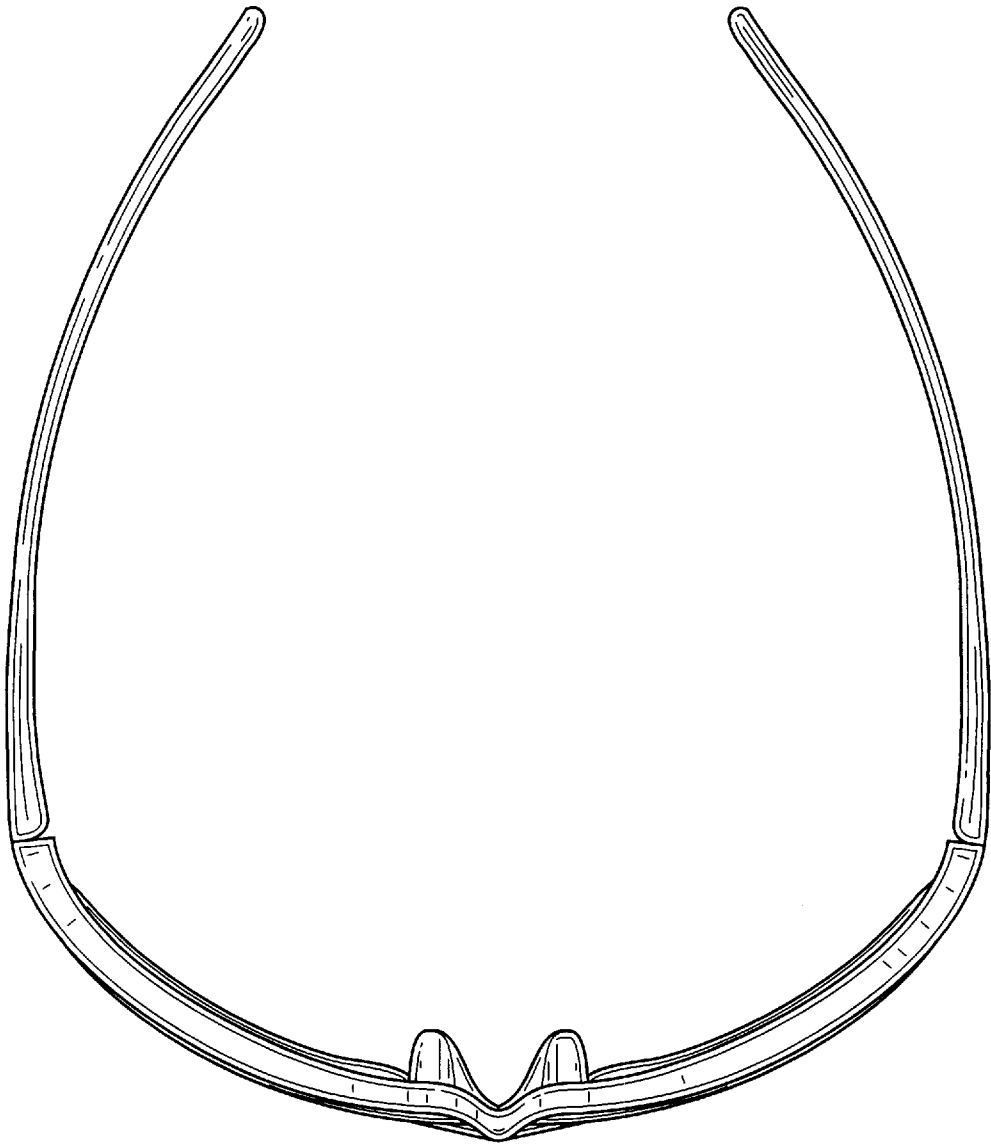


FIG. 5

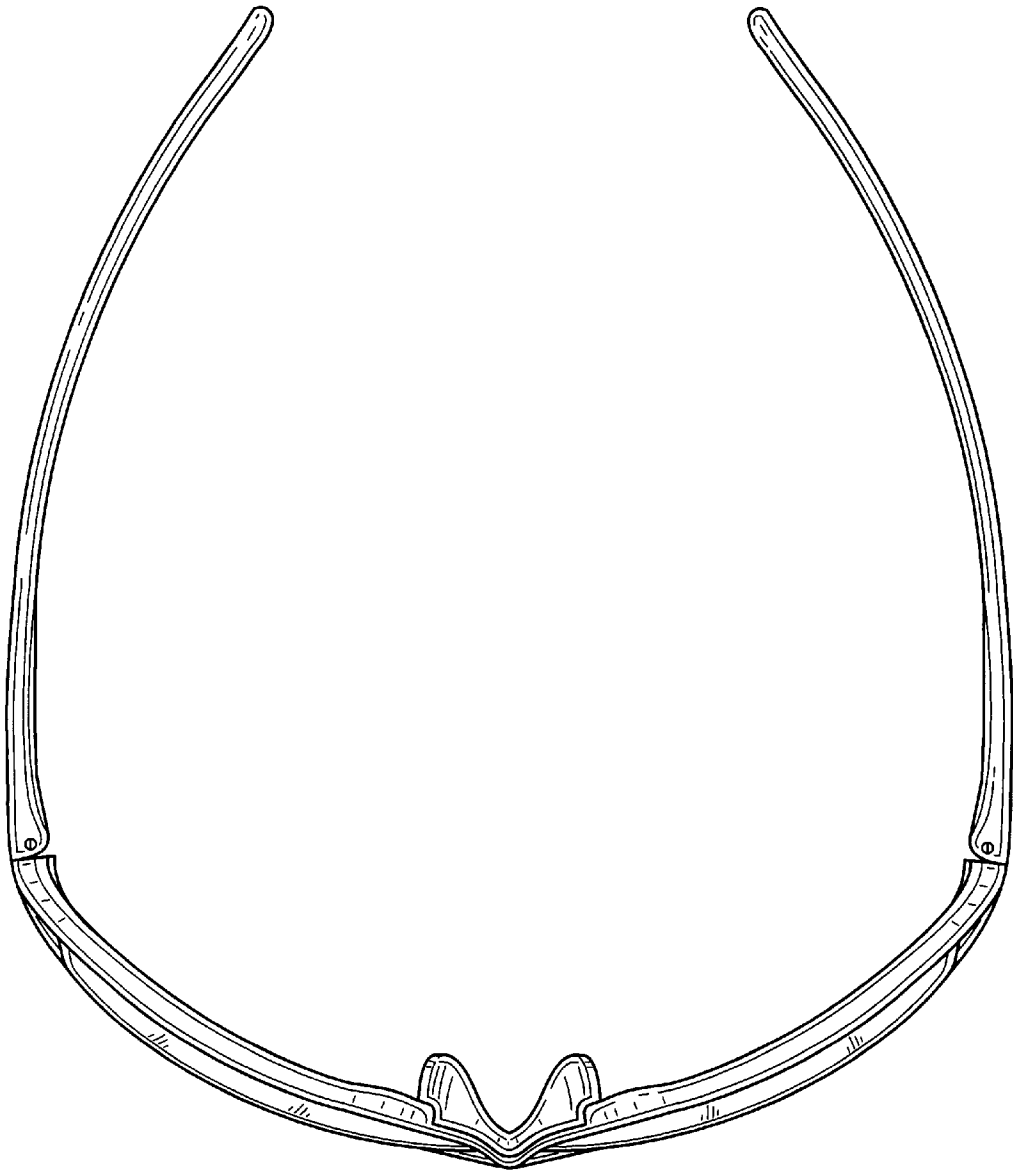


FIG. 6