



US00D336539S

# United States Patent [19]

[11] Patent Number: **Des. 336,539**

**Bates**

[45] Date of Patent: **\*\* Jun. 15, 1993**

[54] **EFFERVESCING TABLET FOR BATH WATER**

Linens, Domestic and Bath Products, May 1987, p. 27, Soaps on right, shown by arrow.

[75] Inventor: **Margaret A. Bates**, Faribault, Minn.

*Primary Examiner*—Bernard Ansher  
*Assistant Examiner*—C. Tuttle

[73] Assignee: **Colgate-Palmolive Company**, New York, N.Y.

*Attorney, Agent, or Firm*—Robert C. Sullivan; Richard J. Ance

[\*\*] Term: **14 Years**

### [57] CLAIM

[21] Appl. No.: **576,905**

The ornamental design for an effervescing tablet for bath water, as shown and described.

[22] Filed: **Sep. 4, 1990**

### DESCRIPTION

[52] U.S. Cl. .... **D28/6; D28/8.2**

[58] Field of Search ..... **D28/4, 7, 8.2; D23/207, D23/208, 367; D11/157, 158; D9/307, 310; 252/90-93, 134, 174, DIG. 16**

FIG. 1 is a perspective view of an effervescing tablet for bath water showing my new design;

FIG. 2 is a top plan view thereof;

FIG. 3 is a right side elevational view thereof;

FIG. 4 is a bottom plan view thereof;

FIG. 5 is a front elevational view thereof;

FIG. 6 is a rear elevational view thereof;

FIG. 7 is a perspective view of a second modified embodiment;

FIG. 8 is a top plan view thereof;

FIG. 9 is a right side elevational view thereof;

FIG. 10 is a bottom plan view thereof;

FIG. 11 is a front elevational view thereof; and,

FIG. 12 is a rear elevational view thereof.

The stippling represents a roughened surface.

[56]

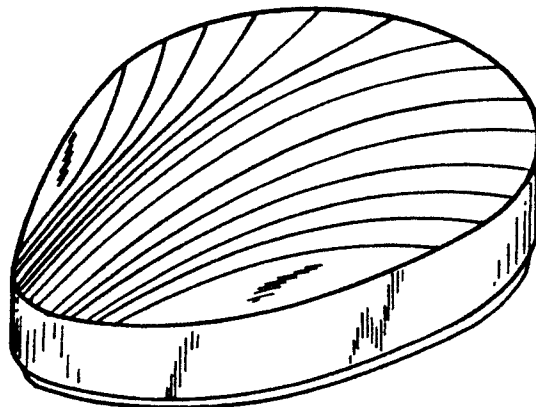
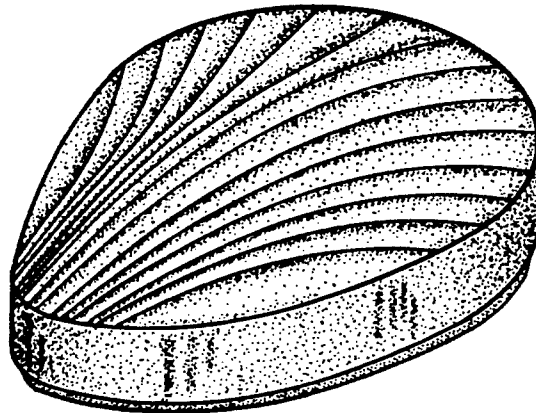
### References Cited

#### U.S. PATENT DOCUMENTS

- D. 93,591 10/1934 Wewetzer ..... D28/80
- D. 215,248 9/1969 Viitanen ..... D28/8.2
- D. 298,065 10/1988 Bussell ..... D28/8.2
- D. 300,879 4/1989 Mercer ..... D28/8.1 X

#### OTHER PUBLICATIONS

Thos. Mills & Bro., Inc. Cat. p. 44, Item #588 and 596; p. 45 (right): Item #527.



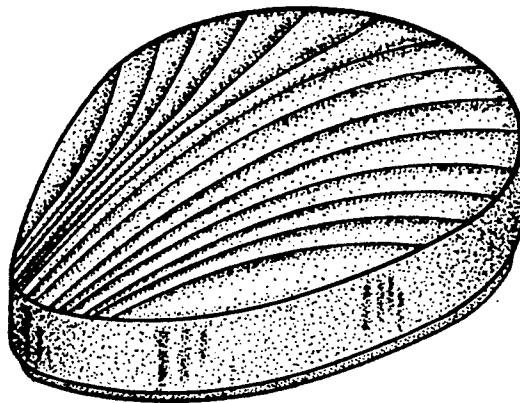


FIG. 1

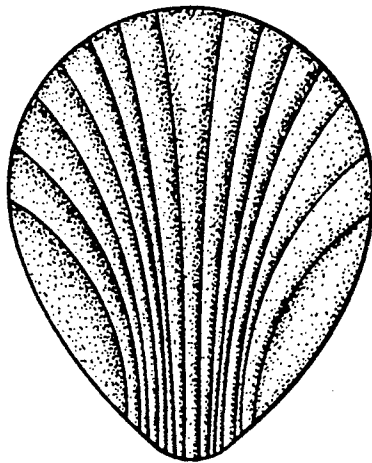


FIG. 2




FIG. 3

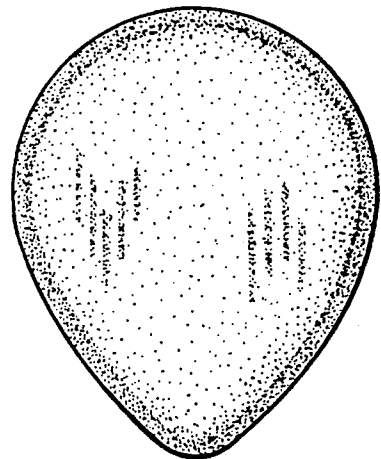


FIG. 4

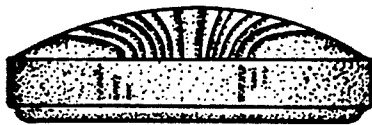


FIG. 5




FIG. 6

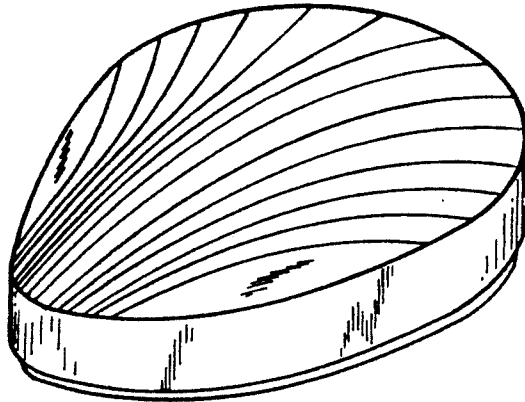


FIG. 7

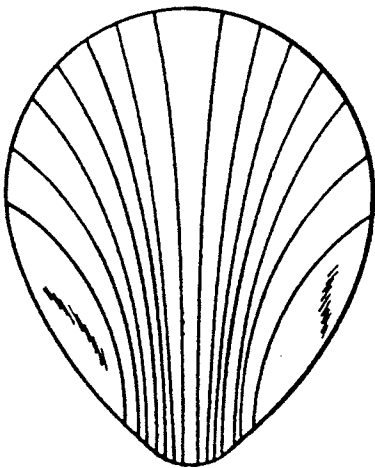


FIG. 8



FIG. 9

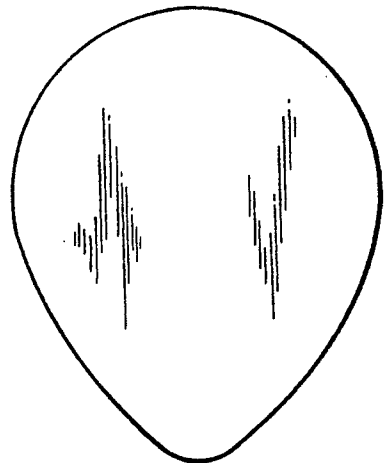


FIG. 10

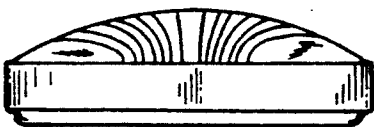


FIG. 11



FIG. 12