



US00D986248S

(12) **United States Design Patent**
Tang

(10) **Patent No.:** **US D986,248 S**

(45) **Date of Patent:** **** May 16, 2023**

- (54) **ACTIVE STYLUS**
- (71) Applicant: **Suying Tang**, Shenzhen (CN)
- (72) Inventor: **Suying Tang**, Shenzhen (CN)
- (**) Term: **15 Years**
- (21) Appl. No.: **29/803,167**

D936,652 S *	11/2021	Cen	D14/411
D936,655 S *	11/2021	Wu	D14/411
D937,265 S *	11/2021	Huang	D14/411
D943,583 S *	2/2022	Mo	D14/411
D944,799 S *	3/2022	Huang	D14/411
D944,800 S *	3/2022	Huang	D14/411
D956,050 S *	6/2022	Liu	D14/411
D972,562 S *	12/2022	Wu	D14/411
D972,563 S *	12/2022	Wu	D14/411
D972,564 S *	12/2022	Wu	D14/411

- (22) Filed: **Aug. 11, 2021**
- (51) **LOC (14) Cl.** **14-02**
- (52) **U.S. Cl.** **D14/411**
- (58) **Field of Classification Search**
- USPC **D14/372, 496, 432, 371, 125, 126, 129, D14/299, 411; D16/300-342; 351/158, 351/153, 144; 345/7-9, 905; 455/344; 348/115, 53, 121, 739**
- CPC **G02B 27/017; G06F 3/016; G06F 3/033; G06F 3/0317; G06F 3/03545; G06F 3/041; G06K 9/222**
- See application file for complete search history.

* cited by examiner

Primary Examiner — Austin Murphy

(57) **CLAIM**

The ornamental design for an active stylus, as shown and described.

DESCRIPTION

FIG. 1 is a front perspective view of an active stylus showing my new design;
 FIG. 2 is a rear perspective view thereof;
 FIG. 3 is a front elevation view thereof;
 FIG. 4 is a rear elevation view thereof;
 FIG. 5 is a left side elevation view thereof;
 FIG. 6 is a right side elevation view thereof;
 FIG. 7 is a top plan view thereof; and,
 FIG. 8 is a bottom plan view thereof.

(56) **References Cited**

U.S. PATENT DOCUMENTS

D908,703 S *	1/2021	Huang	D14/411
D921,632 S *	6/2021	Huang	D14/411

1 Claim, 8 Drawing Sheets

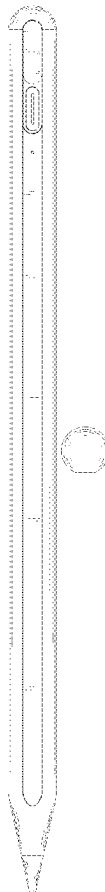




FIG:1



FIG:2



FIG:3



FIG:4



FIG:5




FIG:6

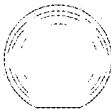


FIG:7

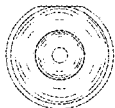


FIG:8