



US00D391402S

# United States Patent [19]

[11] Patent Number: Des. 391,402

Josephs

[45] Date of Patent: \*\*Mar. 3, 1998

[54] CAMOUFLAGE PATTERN APPLIED TO SHEET MATERIAL

D. 150,828 9/1948 Craig ..... D5/14  
3,967,026 6/1976 Dalblom ..... 428/195

[76] Inventor: **Ira A. Josephs**, 415 Grand St. #1307, New York, N.Y. 10002

*Primary Examiner*—James Gandy  
*Assistant Examiner*—Robert M. Spear

[\*\*] Term: 14 Years

[57] CLAIM

[21] Appl. No.: 66,346

The ornamental design or a camouflage pattern applied to sheet material, as shown and described.

[22] Filed: Feb. 11, 1997

### DESCRIPTION

[51] LOC (6) Cl. .... 05-05

[52] U.S. Cl. .... D5/58; D5/62

[58] Field of Search ..... D5/4, 46, 58, 62, D5/99; 428/17, 18, 904.4, 919

FIG. 1 is a top plan view of a camouflage pattern applied to sheet material, showing my new design; FIG. 2 is a second embodiment thereof; FIG. 3 is a third embodiment thereof; and, FIG. 4 is a fourth embodiment thereof.


[56] References Cited

The broken lines depict the sheet material to which the camouflage pattern is applied, as well as the boundaries of one repeat unit thereof. The design continues indeterminately in one or more directions.

### U.S. PATENT DOCUMENTS

D. 59,034 9/1921 Ransom et al. .... D5/16  
D. 64,173 3/1924 Golding ..... D5/57

1 Claim, 2 Drawing Sheets






Fig. 1




Fig. 2




Fig. 3

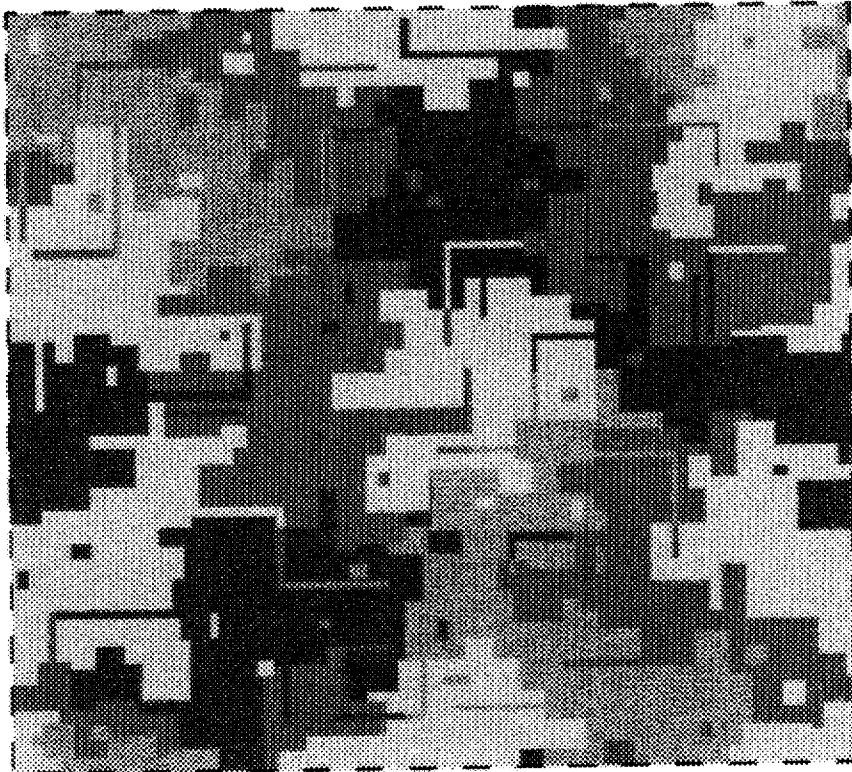


Fig. 4