



US00D457211S

(12) **United States Design Patent**
Bakke

(10) **Patent No.:** **US D457,211 S**

(45) **Date of Patent:** **** May 14, 2002**

(54) **WEDGE GOLF CLUB HEAD**

D399,276 S * 10/1998 Hettinger et al. D21/747
D426,276 S * 6/2000 Besnard et al. D21/747

(75) Inventor: **Jan Bakke**, Holmestrand (NO)

* cited by examiner

(73) Assignee: **Millennium Golf AS**, Holmstrand (NO)

Primary Examiner—Mitchell Siegel

(**) Term: **14 Years**

Assistant Examiner—T. Wallace

(74) *Attorney, Agent, or Firm*—Ladas & Parry

(21) Appl. No.: **29/144,149**

(57) **CLAIM**

(22) Filed: **Jun. 27, 2001**

I claim the ornamental design for wedge golf club head, as shown and described.

Related U.S. Application Data

DESCRIPTION

(62) Division of application No. 29/125,653, filed on Jun. 27, 2000.

FIG. 1 is a front/left-side top perspective view of a wedge golf club head showing my new design;

(30) **Foreign Application Priority Data**

Mar. 28, 2000 (NO) 2000 0213

FIG. 2 is a front elevational view thereof;

(51) **LOC (7) Cl.** **21-02**

FIG. 3 is a rear elevational view thereof;

(52) **U.S. Cl.** **D21/747**

FIG. 4 is a left-side elevational view thereof;

(58) **Field of Search** D21/747-751;

FIG. 5 is a right-side elevational view thereof;

473/324, 327-331, 350

FIG. 6 is a top plan view thereof;

FIG. 7 is a bottom plan view thereof;

(56) **References Cited**

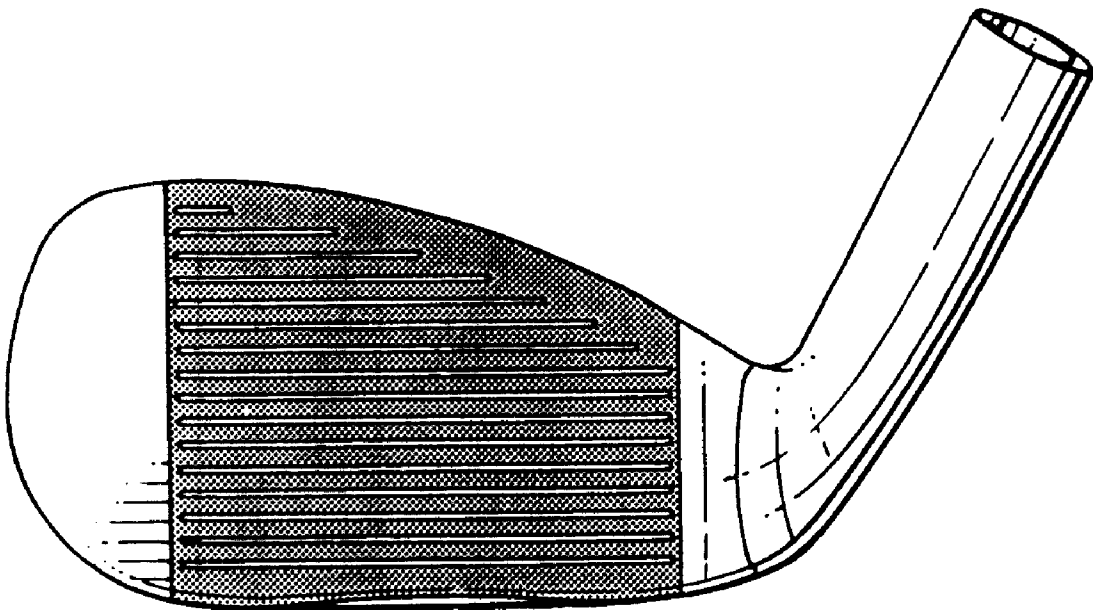
U.S. PATENT DOCUMENTS

D346,840 S * 5/1994 Fenton D21/751

FIG. 8 is an enlarged right-side elevational view thereof in cross section along line 18-18 in FIG. 17; and,

FIG. 9 is an enlarged bottom plan view thereof in cross section along line 19-19 in FIG. 17.

1 Claim, 4 Drawing Sheets



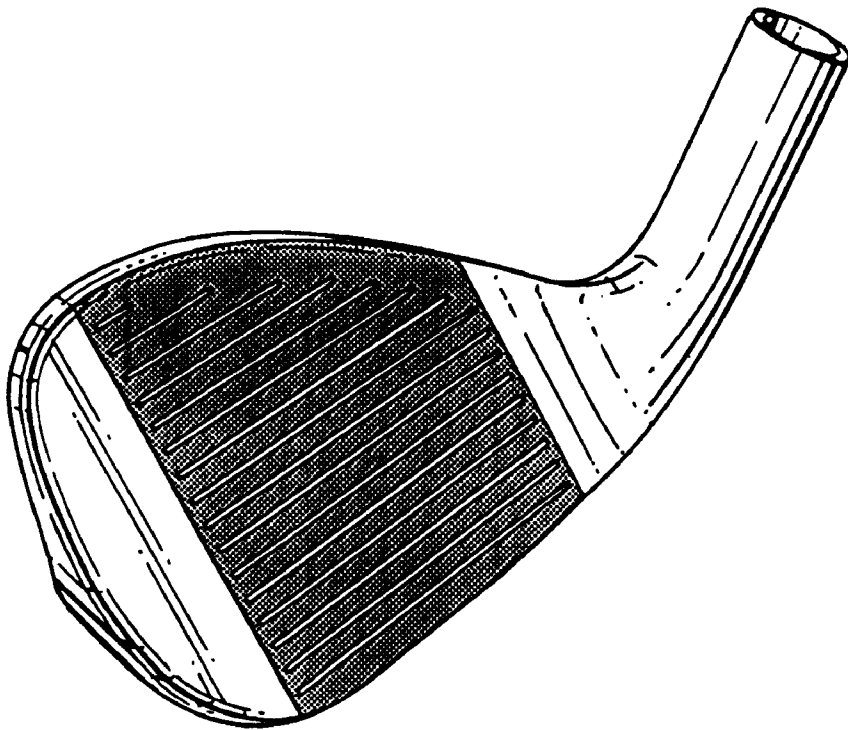


Fig. 1

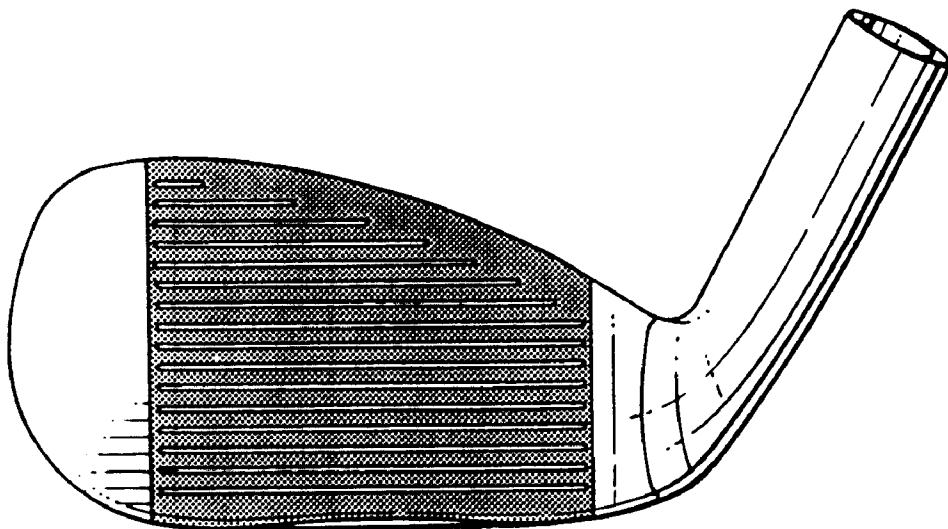


Fig. 2

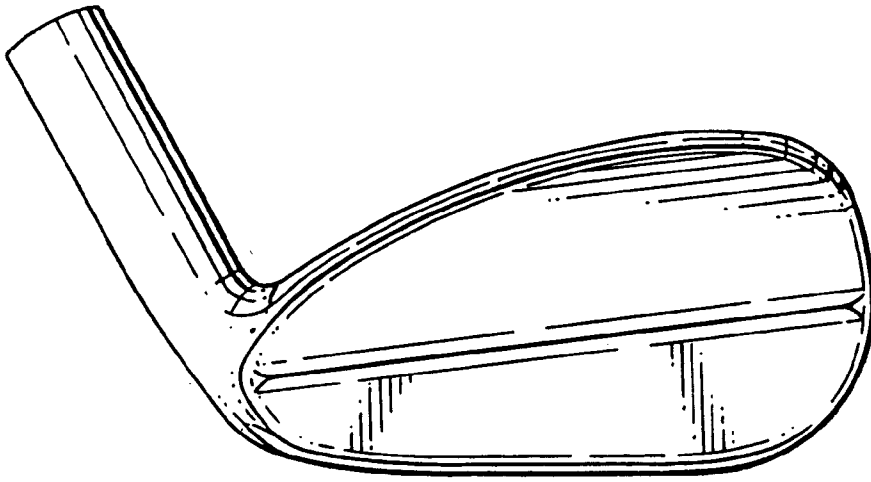


Fig.3

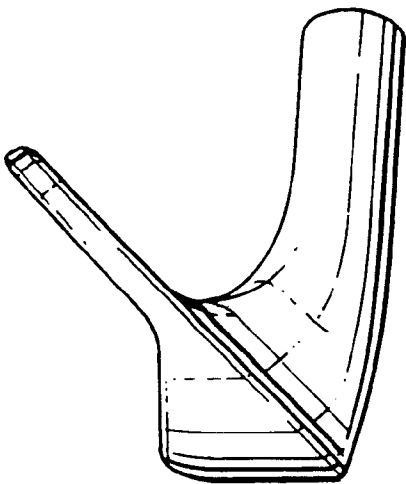


Fig.4

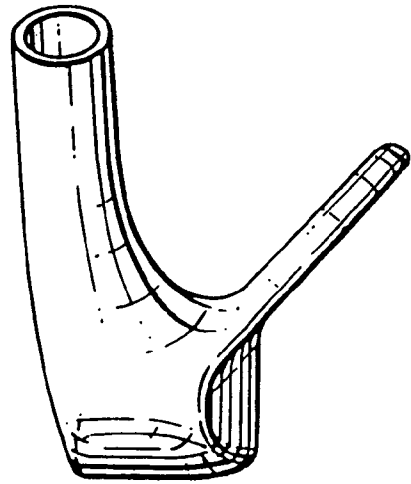


Fig.5

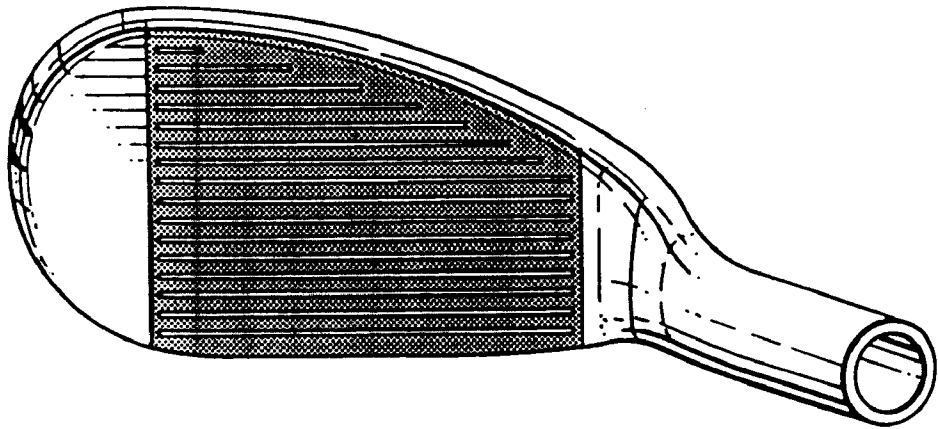


Fig. 6

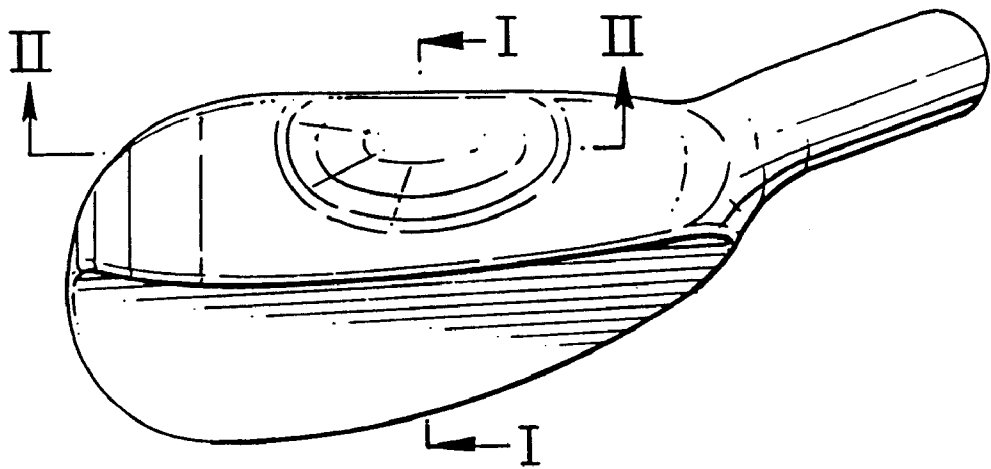


Fig. 7

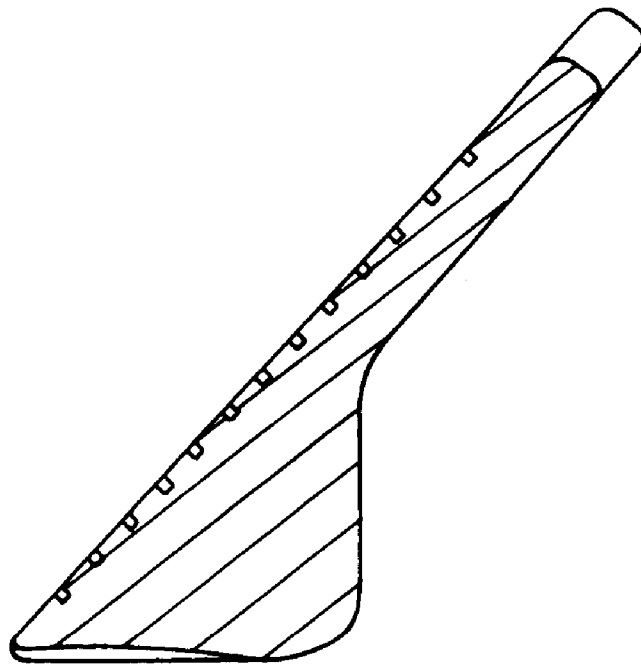


Fig. 8

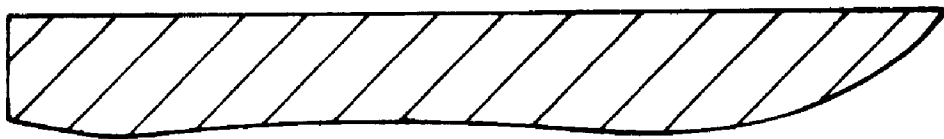


Fig. 9