



US00D869976S

(12) **United States Design Patent** (10) **Patent No.:** **US D869,976 S**  
**Engwall et al.** (45) **Date of Patent:** **\*\* Dec. 17, 2019**

(54) **DOOR STATION**

OTHER PUBLICATIONS

(71) Applicant: **AXIS AB**, Lund (SE)  
(72) Inventors: **Sebastian Engwall**, Lund (SE); **Vasilios Spiropoulos**, Lund (SE); **Daniel Ahman**, Lund (SE); **Magnus Therestrom**, Lund (SE); **Jakob Beckerot**, Lund (SE); **Jonas Sjögren**, Lund (SE)

“Axis A8207 VE Network Video Door Station Axis Communications” (via YouTube), available Apr. 9, 2019, [online], [site visited May 8, 2019]. Retrieved from Internet, (Year: 2019).\*

(Continued)

*Primary Examiner* — Michael C Stout  
*Assistant Examiner* — Katrina N Gonzalez  
(74) *Attorney, Agent, or Firm* — Volpe and Koenig, P.C.

(73) Assignee: **AXIS AB**, Lund (SE)

(\*\*) Term: **15 Years**

(57) **CLAIM**

(21) Appl. No.: **29/631,842**

The ornamental design for a door station, as shown and described.

(22) Filed: **Jan. 3, 2018**

(30) **Foreign Application Priority Data**

Jul. 7, 2017 (EM) ..... 004092815-0001  
Jul. 7, 2017 (EM) ..... 004092815-0002  
Jul. 7, 2017 (EM) ..... 004092815-0004

**DESCRIPTION**

(51) **LOC (12) Cl.** ..... **10-05**

(52) **U.S. Cl.**  
USPC ..... **D10/118.2**

(58) **Field of Classification Search**  
USPC ..... D10/104.1, 104.2, 106.1, 106.2, 106.3,  
D10/106.4, 106.6, 106.7, 106.95, 108,  
(Continued)

FIG. 1 is a perspective view of a first embodiment of a door station showing our new design;  
FIG. 2 is a front plan view;  
FIG. 3 is a left side elevational view;  
FIG. 4 is a right side elevational view;  
FIG. 5 is a bottom plan view;  
FIG. 6 is a top plan view; and  
FIG. 7 is a rear elevational view;  
FIG. 8 is a perspective view of a second embodiment of a door station showing our new design;  
FIG. 9 is a front plan view;  
FIG. 10 is a left side elevational view;  
FIG. 11 is a right side elevational view;  
FIG. 12 is a bottom plan view;  
FIG. 13 is a top plan view; and  
FIG. 14 is a rear elevational view.

(56) **References Cited**

**U.S. PATENT DOCUMENTS**

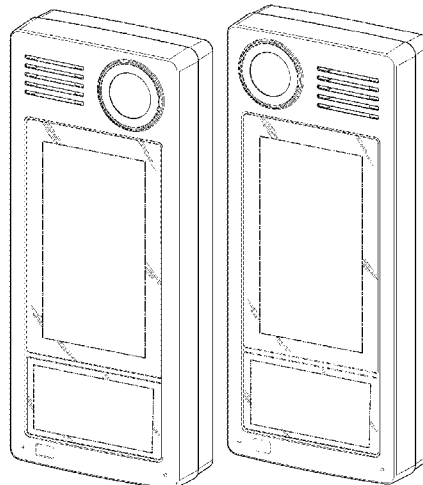
D283,130 S \* 3/1986 Boenning ..... 379/167.05  
D416,273 S 11/1999 Yamakawa et al.  
(Continued)

The dash-dash broken lines depict portions of the door station that form no part of the claimed design. The dot-dot-dash broken lines represent the bounds of the claim and form no part of the claimed design.

**FOREIGN PATENT DOCUMENTS**

CN 300769923 4/2008  
CN 302327164 2/2013  
(Continued)

**1 Claim, 12 Drawing Sheets**



# US D869,976 S

(58) **Field of Classification Search**

USPC ..... D10/109.1, 109.2, 116.1, 118, 118.1,  
 D10/118.2, 121, 122, 123, 124, 125, 126;  
 D8/350, 343, 305, 353; D13/158, 169,  
 D13/171, 174; D14/159, 358; D16/202,  
 D16/203, 208, 209, 215; D26/72, 85, 88;  
 200/310; 340/392.1, 384.7, 326, 539.14;  
 455/41.2  
 CPC . H04M 11/02; G08B 3/00; G08B 3/10; G08B  
 7/00; G08B 7/06  
 See application file for complete search history.

D819,476 S \* 6/2018 Siminoff ..... D10/118.2  
 D820,137 S \* 6/2018 Siminoff ..... D10/118.2  
 D820,707 S \* 6/2018 Siminoff ..... D10/118.2  
 D820,708 S \* 6/2018 Siminoff ..... D10/118.2  
 D822,518 S \* 7/2018 Siminoff ..... D10/118.2  
 D822,519 S \* 7/2018 Siminoff ..... D10/118.2  
 D822,520 S \* 7/2018 Siminoff ..... D10/118.2  
 D829,585 S \* 10/2018 Siminoff ..... D10/118.2  
 D834,555 S \* 11/2018 Shanes ..... D14/159  
 D834,556 S \* 11/2018 Shanes ..... D14/159  
 D834,979 S \* 12/2018 Zhang ..... D10/106.95  
 D842,156 S \* 3/2019 Hanna ..... D10/118.2  
 2016/0191864 A1\* 6/2016 Siminoff ..... H04N 7/186  
 348/155

(56)

**References Cited**

U.S. PATENT DOCUMENTS

D425,535 S 5/2000 Mutoh et al.  
 D426,250 S 6/2000 Lefkowitz  
 D467,676 S 12/2002 Packer et al.  
 D468,654 S 1/2003 Wunsch  
 D519,100 S \* 4/2006 Shioya ..... D14/159  
 D552,501 S 10/2007 Lin et al.  
 D552,651 S 10/2007 Arbuckle  
 D556,236 S 11/2007 Kim  
 D595,260 S \* 6/2009 Takahata ..... D14/159  
 D600,152 S 9/2009 Stack et al.  
 7,614,804 B2 11/2009 Kim  
 D633,120 S 2/2011 Ham  
 D636,805 S 4/2011 Anneback et al.  
 D639,842 S 6/2011 Zeinoun et al.  
 D655,328 S 3/2012 Anneback et al.  
 D660,819 S \* 5/2012 Chen ..... D14/159  
 D688,720 S 8/2013 Yilin  
 D694,798 S 12/2013 Deurwaarder  
 8,790,024 B2 7/2014 Andersson  
 D721,755 S 1/2015 Ahman et al.  
 D728,509 S \* 5/2015 Hinkel ..... D14/159  
 D740,874 S 10/2015 Ahman et al.  
 D749,445 S \* 2/2016 Yang ..... D10/118.2  
 D753,752 S 4/2016 Ahman et al.  
 D761,753 S \* 7/2016 Michielan ..... D14/159  
 D761,756 S \* 7/2016 Michielan ..... D14/159  
 D773,428 S \* 12/2016 Takahata ..... D14/159  
 D777,819 S 1/2017 Bergstrom et al.  
 D782,557 S 3/2017 Ahman et al.  
 D789,820 S \* 6/2017 Siminoff ..... D10/118.2  
 D813,701 S \* 3/2018 Scalisi ..... D10/118.2

FOREIGN PATENT DOCUMENTS

CN 302351286 3/2013  
 CN 302361955 3/2013  
 CN 302849987 6/2014  
 CN 302857494 6/2014  
 CN 302889188 7/2014  
 CN 3028655457 7/2014  
 EM 002941013-0001 1/2016  
 EM 003003789-0001 2/2016  
 EM 003003789-0002 2/2016  
 EM 003379932-0001 9/2016  
 EM 003379932-0002 9/2016  
 EM 003379932-0003 9/2016  
 EM 003305630\_0001 11/2016  
 EM 003305630\_0002 11/2016  
 JP 1479225 8/2013  
 JP 1479226 8/2013  
 JP 1525303 5/2015  
 JP 1525304 5/2015  
 JP 1538589 10/2015  
 JP 1538812 10/2015  
 JP 1544095 1/2016  
 JP 1545203 2/2016

OTHER PUBLICATIONS

Axis Q6032-E PTZ Dome Network Camera, Advanced, outdoor-ready PTZ dome for demanding surveillance, Axis Communications, 2 pages, 2013 Axis Communications AB, www.axis.com.

\* cited by examiner

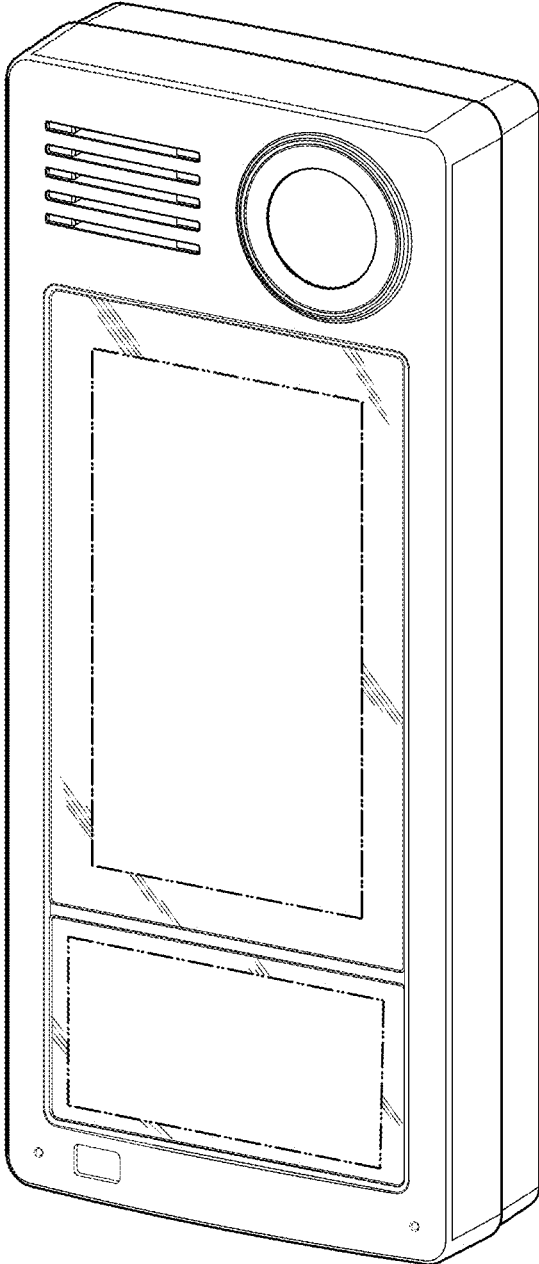


Fig. 1

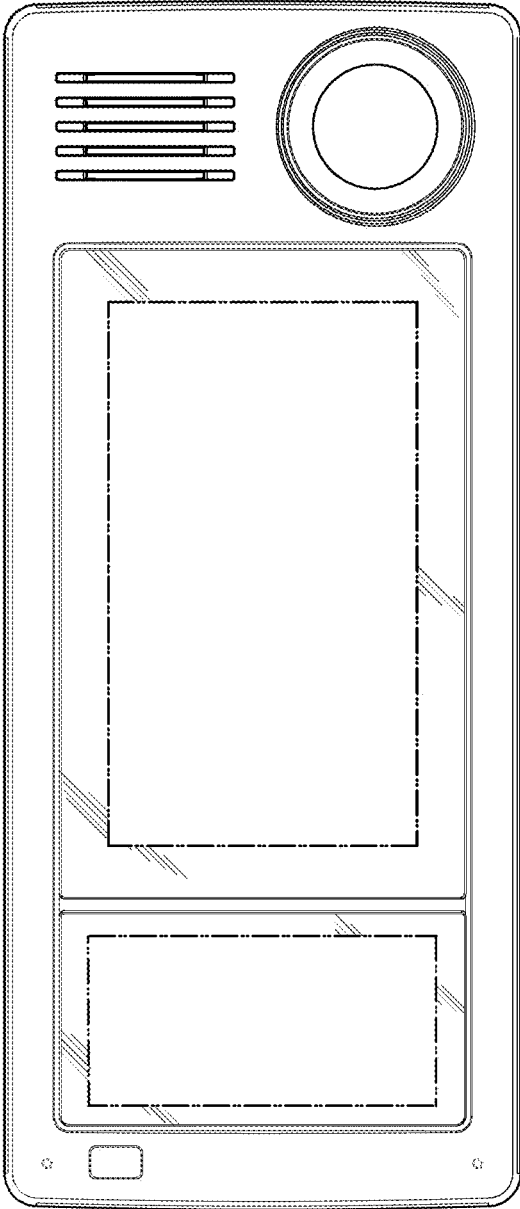



Fig. 2



*Fig. 3*


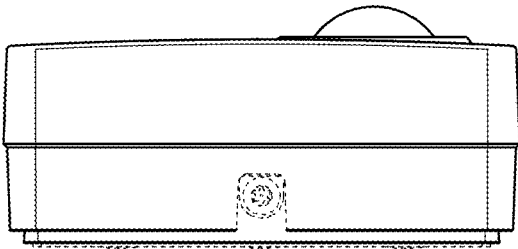
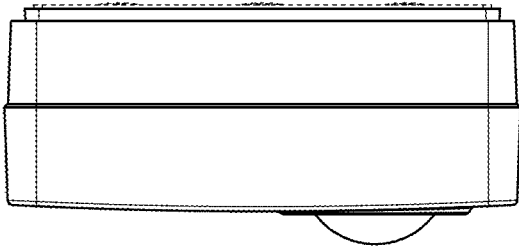


Fig. 4



*Fig. 5*



*Fig. 6*

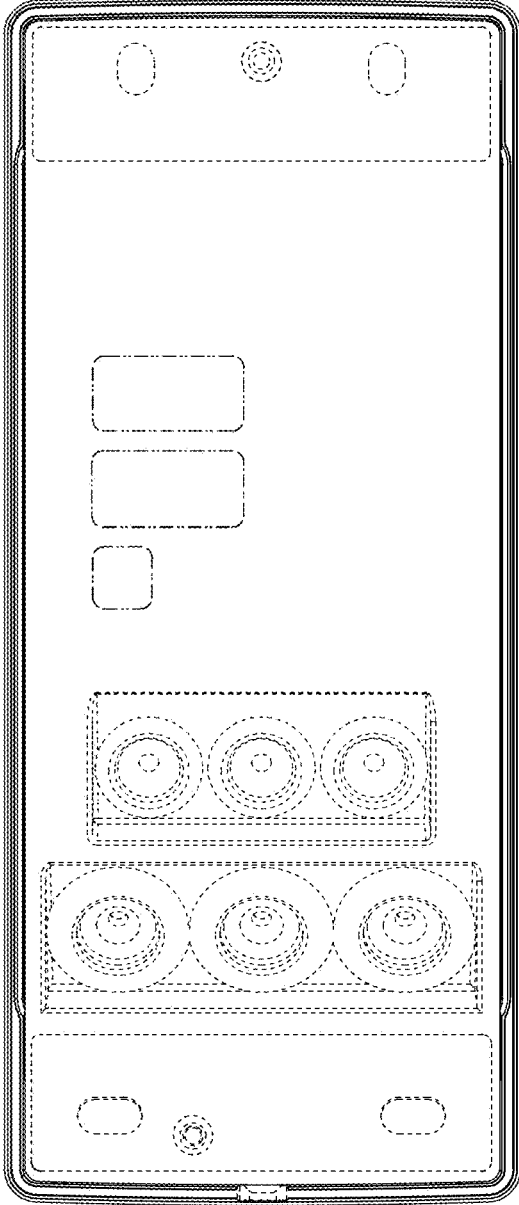


Fig. 7



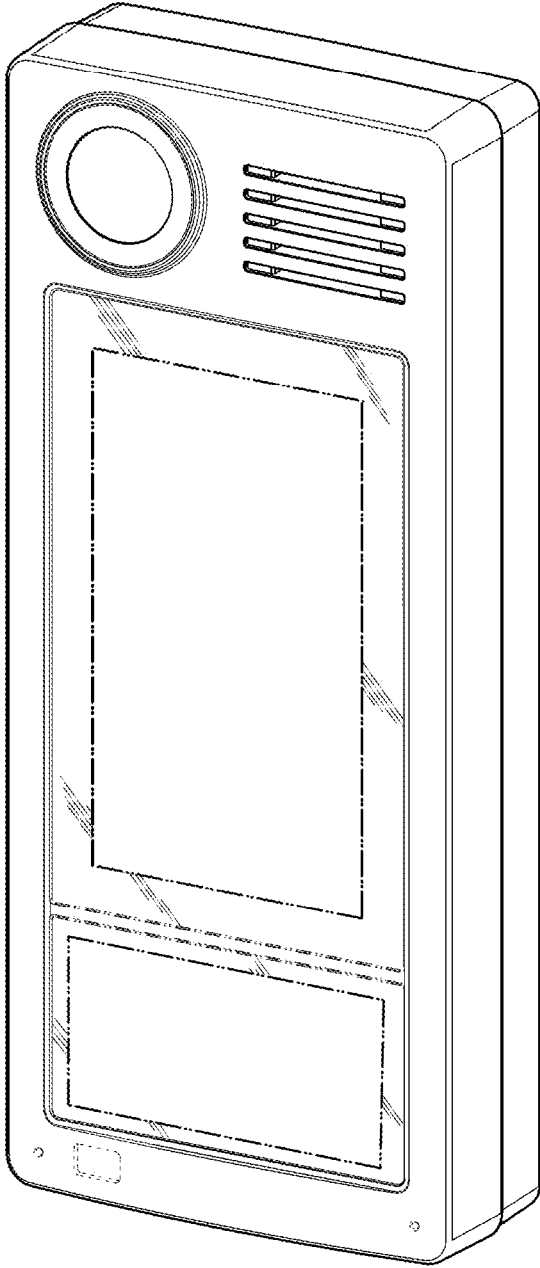


Fig. 8

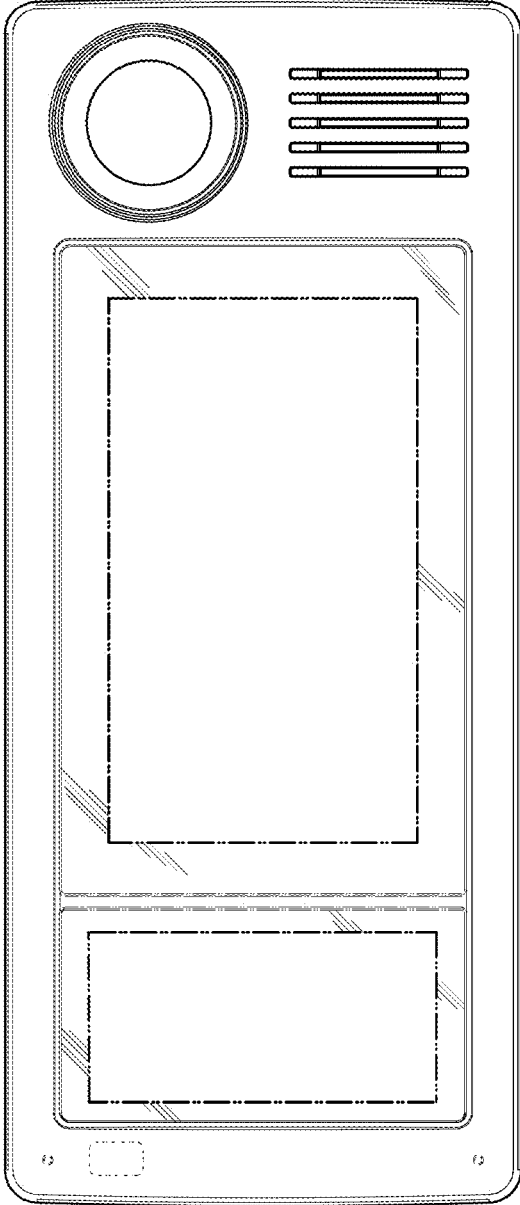




Fig. 9



*Fig. 10*



*Fig. 11*

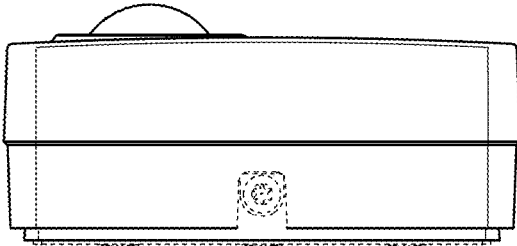


Fig. 12

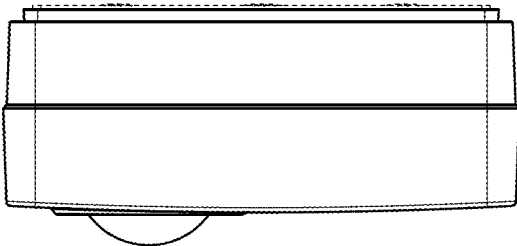


Fig. 13

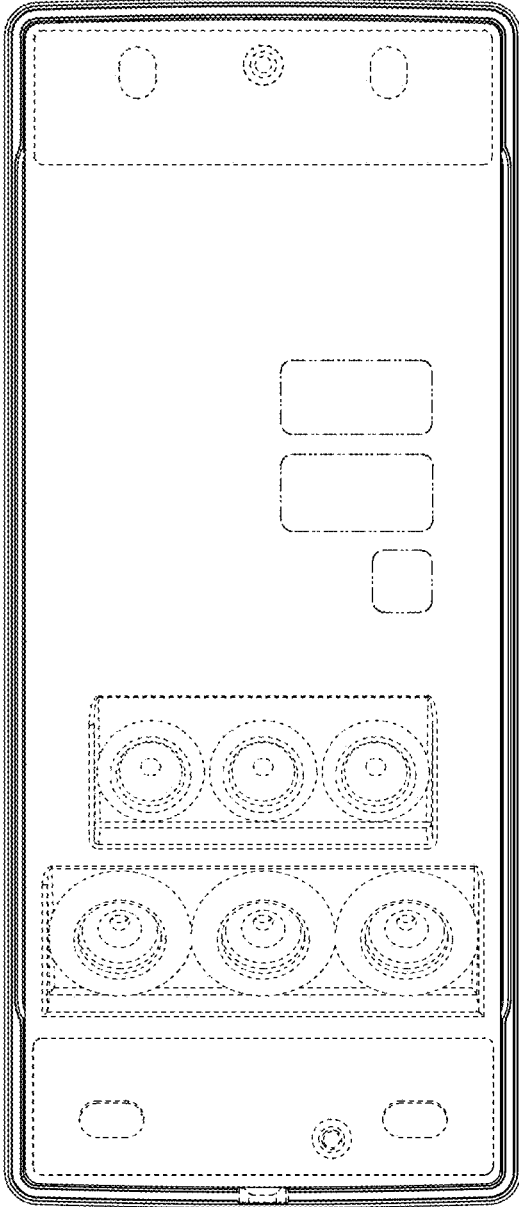


Fig. 14