



(12) **United States Design Patent**
Allenback

(10) **Patent No.:** **US D841,909 S**
(45) **Date of Patent:** **** Feb. 26, 2019**

- (54) **SPONGE HOLDER**
- (71) Applicant: **Paris Presents Incorporated**, Gurnee, IL (US)
- (72) Inventor: **Taylor Allenback**, Chicago, IL (US)
- (73) Assignee: **Paris Presents Incorporated**, Gurnee, IL (US)
- (**) Term: **15 Years**
- (21) Appl. No.: **29/597,898**
- (22) Filed: **Mar. 21, 2017**
- (51) **LOC (11) Cl.** **07-05**
- (52) **U.S. Cl.**
USPC **D32/40**
- (58) **Field of Classification Search**
USPC D32/40, 43; D28/7
See application file for complete search history.

D709,646 S *	7/2014	Celia	D28/7
D739,077 S *	9/2015	Kloman	D28/4
D758,008 S *	5/2016	Kolby	D28/7
D788,977 S *	6/2017	Silva	D17/20
D789,600 S *	6/2017	Nicoline	D28/7
D789,601 S *	6/2017	Nicoline	D28/7
D796,114 S *	8/2017	Nicoline	D28/7
2016/0296082 A1 *	10/2016	Hicks	A47K 7/03

FOREIGN PATENT DOCUMENTS

CN 301705440 * 10/2011

OTHER PUBLICATIONS

Miracle Cleansing Sponge | Ulta Beauty, website reviews 2017, <https://www.ulta.com/miracle-cleansing-sponge?productId=xlsImpprod15531023&sku=25...> site visited Jan. 22, 2018 (Year: 2017).*

* cited by examiner

Primary Examiner — John Windmuller

Assistant Examiner — John R Yeh

(74) *Attorney, Agent, or Firm* — Quarles & Brady LLP

(56) **References Cited**

U.S. PATENT DOCUMENTS

450,378 A *	4/1891	Robinson	B24D 15/00
			15/245
1,909,966 A *	5/1933	Bartlett	A47K 7/03
			15/244.4
3,431,689 A *	3/1969	Schnabel	B24D 15/04
			451/532
D291,258 S *	8/1987	Greer, Sr.	D32/40
D410,493 S *	6/1999	Leveen	D19/187
D557,862 S *	12/2007	Tajima	D28/7
D589,665 S *	3/2009	Kwapis	D28/7
D638,163 S *	5/2011	Ninomiya	D28/7
D639,504 S *	6/2011	Ninomiya	D28/7
D640,001 S *	6/2011	Limongi	D28/7
D640,827 S *	6/2011	Ninomiya	D28/7
D666,357 S *	8/2012	Albers	D28/7
D666,358 S *	8/2012	Albers	D28/7
D680,264 S *	4/2013	Manalo	D28/7
D685,963 S *	7/2013	Timm	D32/40

(57)

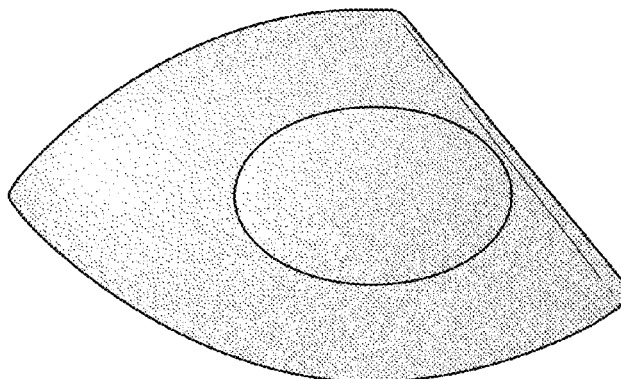
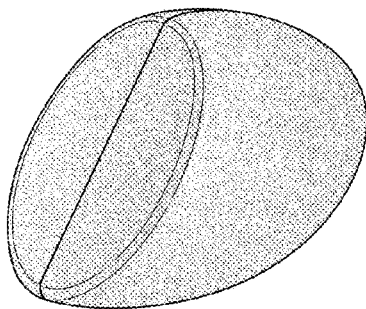
CLAIM

The ornamental design for a sponge holder, substantially as shown and described.

DESCRIPTION

FIG. 1 is a top perspective view for a sponge holder showing our new design;
FIG. 2 is a front view thereof;
FIG. 3 is a back view thereof;
FIG. 4 right side view thereof;
FIG. 5 is a left side view thereof;
FIG. 6 is a top plan view thereof; and,
FIG. 7 is a bottom plan view thereof.

1 Claim, 4 Drawing Sheets



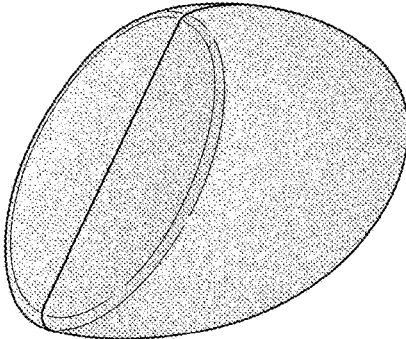


FIG. 1

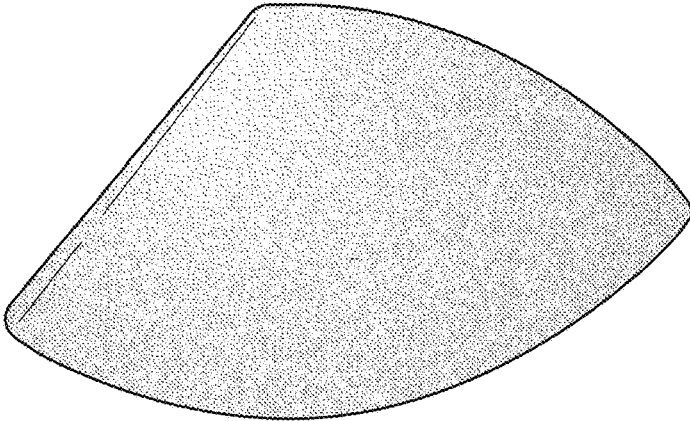


FIG. 2

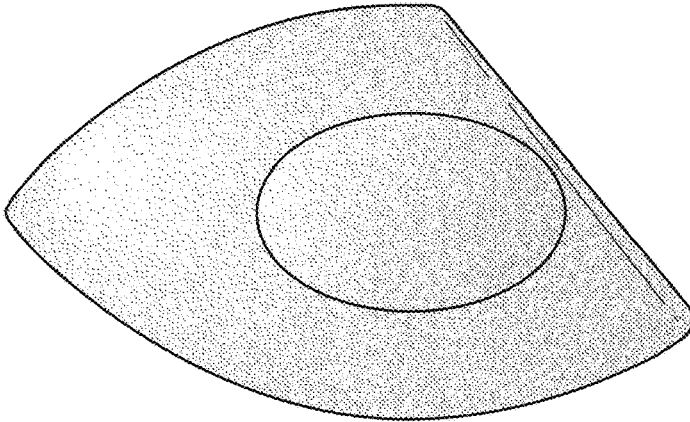


FIG. 3

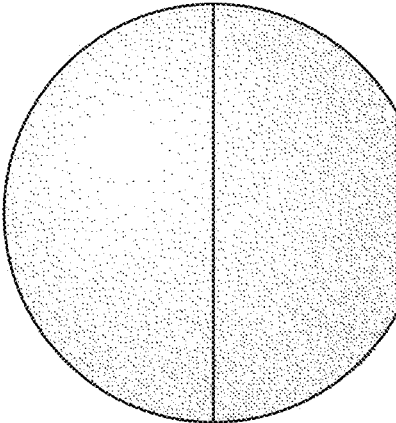


FIG. 4

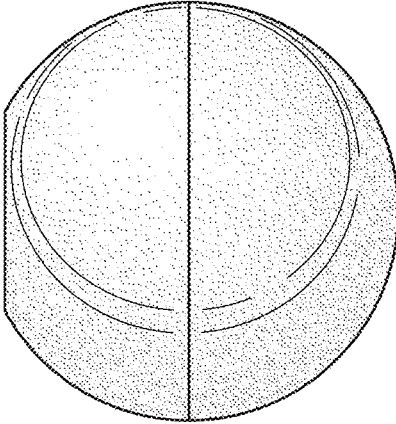


FIG. 5

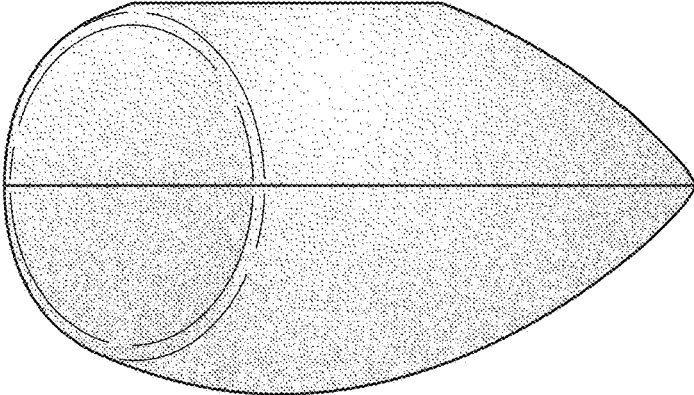


FIG. 6

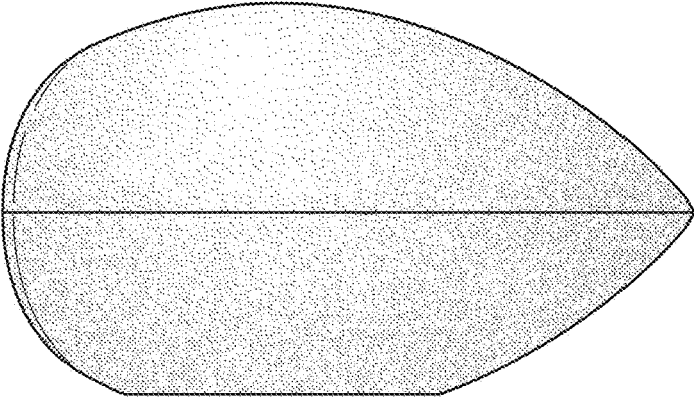


FIG. 7