

NEW ABUSE-RESISTANT PHARMACEUTICAL COMPOSITION FOR THE TREATMENT OF OPIOID DEPENDENCE

The present application is a divisional application out of NZ 618120.

5

This invention relates to new pharmaceutical compositions comprising opioids that are useful in the treatment of opioid/opiate dependency and/or pain, which compositions may be abuse-resistant, and may be administered transmucosally and, in particular, sublingually.

10

Opioids are widely used in medicine as analgesics. Indeed, it is presently accepted that, in the palliation of more severe pain, no more effective therapeutic agents exist.

15

Opioid agonist analgesics are used to treat moderate to severe, chronic cancer pain, often in combination with non-steroidal anti-inflammatory drugs (NSAIDs), as well as acute pain (e.g. during recovery from surgery and breakthrough pain). Further, their use is increasing in the management of chronic, non-malignant pain.

20

A perennial problem with potent opioid agonists however is one of abuse by drug addicts. Drug addiction is a worldwide problem of which opioid dependence, notably of heroin, is a major component. The World Health Organisation (WHO) estimates that there are approximately 4.3 million opioid addicts globally, with approximately 0.7 million in Europe and 0.3 million in the US and Canada.

25

Opioid dependence is a major health problem and long-term heroin use is connected to a substantially increased risk of premature death from drug overdoses, violence and suicide. Furthermore, sharing of needles among addicts contribute to the spreading of potentially fatal blood infections such as HIV, and hepatitis C. In addition, opioid dependence often leads to difficulties with social relations, inability to manage a normal job and increased criminality to finance addiction, with severe implications for the opioid dependent person and his/her family.

35

Opioid addicts not only feed their addiction by direct purchase of opioids “on the street”, typically in the form of opioid-based powders (such as heroin), but may also get hold of pharmaceutical formulations intended for the treatment of e.g. pain. Such individuals then often apply innovative techniques in their abuse of such formulations, for example by extracting a large quantity of active ingredient from that formulation into solution, which is then injected intravenously. With most commercially-available pharmaceutical formulations, this can be done relatively easily, which renders them unsafe or “abusable”. Thus, there is a general need for non-abusable pharmaceutical formulations comprising opioid agonists.

Opioid addicts are often treated by way of “substitution” therapy, in which mainly “street” opioids of unknown strength and purity are replaced by pharmaceutical-grade opioids with a longer duration of action, such as buprenorphine.

Further, a new cohort of opioid-dependent individuals has begun to emerge in the last decade, particularly in the US, namely so-called “white collar” addicts, who have become dependent upon prescription opioids, typically initiated for the treatment of pain. Substitution therapy is also required for this growing group of patients.

Opioid antagonists are used to reverse the pharmacological effects of opioids. Selective opioid antagonists, such as naloxone, may therefore be used to treat narcotic drug overdose or to diagnose suspected opioid addiction. Naloxone in particular has a poor bioavailability when administered transmucosally but is rendered fully bioavailable when administered by injection.

A simple mixture combination tablet comprising the opioid partial agonist buprenorphine and naloxone in a 4:1 ratio for sublingual administration is available under the trademark Suboxone®. (This and other abuse-resistant opioid-containing formulations are reviewed by Fudula and Johnson in *Drug and Alcohol Dependence*, **83S**, S40 (2006). See also US patent applications US 2003/0124061 and US 2003/0191147.)

Because of naloxone's poor transmucosal bioavailability, if Suboxone is taken sublingually, as directed, the small amount of naloxone that is absorbed should not interfere with the desired effects of buprenorphine.

5 On the other hand, if Suboxone is dissolved and injected by an addict with a view to achieving a "high", the increased availability of naloxone *via* the parenteral route should serve to antagonize the effects of buprenorphine, at the same time as precipitating unpleasant opioid withdrawal symptoms in an individual physically dependent on opioids.

10

Nonetheless, when administered parenterally, naloxone's functional blockade of buprenorphine's action is also only partial and is short-lived in its nature. In view of this, diversion and illicit use of Suboxone has frequently been reported, especially in hidden populations such as incarcerated and active drug abusers
15 (see, for example, Alho *et al*, *Drug and Alcohol Dependence*, **88**, 75 (2007), Monte *et al*, *Journal of Addictive Diseases*, **28**, 226 (2009), Stimmel, *ibid.*, **26**, 1 (2007) and Smith *et al*, *ibid.*, **26**, 107, 2007). Indeed, a recent study of untreated intravenous abusers in Finland revealed that 68% reported abuse of Suboxone. Moreover, 66% of those that had abused the drug once admitted that they had
20 abused it at least once subsequently, or even regularly thereafter (see Ahlo *et al*, *supra*).

Further, Suboxone has also been reported to have several other significant limitations. For example, the tablets are large and disintegrate slowly. The
25 bioavailability of buprenorphine is also significantly lower than for a sublingual solution (see Compton *et al*, *Drug and Alcohol Dependence*, **82**, 25 (2006)). Moreover, the taste is not well tolerated by all patients and the tablet has an unpleasant gritty mouthfeel. A film-based product has recently been developed to counteract these problems, but the film formulation also does not dissolve
30 particularly quickly. Furthermore, a maximum of only two films (with doses of 2 mg and 8 mg of buprenorphine) may be administered simultaneously. Sequential administration is thus required for (commonly administered) doses in excess of 10 mg or 16 mg of buprenorphine, respectively.

There is thus a presently unmet clinical need for an abuse-resistant product for use in opioid addiction substitution therapy, but which does not possess the afore-mentioned limitations. In particular, if it were possible to devise a formulation that was capable of significantly increasing the bioavailability of buprenorphine, it might be possible to reduce the amount of this active pharmaceutical ingredient, giving rise to less opioid in the formulation and so reducing the amount available for injection if diverted by way of intravenous abuse.

10 International patent applications WO 00/16751, WO 2004/067004, WO 2006/103418 and WO 2008/068471 all disclose drug delivery systems for the treatment of e.g. acute pain by sublingual administration, applying an interactive mixture principle, in which the active ingredient in microparticulate form is adhered to the surfaces of larger carrier particles in the presence of a
15 bioadhesive and/or mucoadhesive promoting agent. WO 2008/068471 in particular discloses a formulation comprising particles of opioid agonist drug upon the surfaces of carrier particles comprising an opioid antagonist, such as naloxone.

20 Prior art documents, including international patent applications WO 03/005944, WO 02/067903, WO 2007/141328, WO 2010/132605, WO 01/30288 and US patent application US 2009/0263476 A1 employ pH modifying agents to promote dissolution and/or absorption of active ingredients.

25 We have now found that, by applying a specific formulation principle to a combination of specific active ingredients, buprenorphine and naloxone, we have provided a product with unexpected, significantly improved pharmaceutical and clinical properties.

30 According to a first aspect of the invention there is provided a tablet suitable for sublingual administration comprising:

- (a) microparticles of buprenorphine, or a pharmaceutically-acceptable salt thereof;
- (b) particles comprising a weak acid;
- 35 (c) naloxone, or a pharmaceutically-acceptable salt thereof; and

(d) a disintegrant,
wherein, in an *in vitro* small-volume funnel dissolution test (as herein defined), the tablet exhibits:

- 5 (1) a maximum pH drop from 6.8 of between 0.5 and 5 pH units within about 1 minute; followed by
- (2) a return to the initial pH (± 0.5) within about 3 minutes,
with the pH drop and increase being measured from the start of dripping from the outlet of the glass funnel.

10 According to a second aspect of the invention there is provided a use of a tablet according to the invention for the manufacture of medicament for use in a method of treatment of a patient, which method comprises administration of said tablet to said patient.

15 According to a third aspect of the invention there is provided a use of a tablet comprising:

- (i) microparticles of a pharmacologically-effective amount of buprenorphine, or a pharmaceutically-acceptable salt thereof;
- (ii) particles comprising a weak acid;
- 20 (iii) particles of a pharmacologically-effective amount of naloxone, or a pharmaceutically-acceptable salt thereof; and
- (iv) a disintegrant,

wherein the dose ratio of buprenorphine:naloxone is about 4:1 (calculated as free bases), for the manufacture of a medicament for use in a method of treatment of
25 a patient, which method comprises sublingual administration of said tablet to said patient.

Also described is a pharmaceutical composition comprising microparticles of a pharmacologically-effective amount of buprenorphine, or a pharmaceutically-
30 acceptable salt thereof, in associative admixture with particles comprising a weak acid, or particles comprising weakly-acidic buffer forming materials. Such compositions are referred to hereinafter as "the compositions of the invention".

It is preferred that the pharmaceutical compositions comprising buprenorphine, or a pharmaceutically-acceptable salt thereof, are presented in admixture (e.g. in simple mixture) together with a disintegrant.

5 In this respect, there is further described a pharmaceutical composition comprising:

(i) a composition of the invention as hereinbefore defined ("Component (i)"); and

(ii) a disintegrant (hereinafter "Component (ii)").

10 Compositions comprising Components (i) and (ii) are also referred to together hereinafter as compositions of the invention.

It is further preferred that the pharmaceutical compositions comprising buprenorphine, or a pharmaceutically-acceptable salt thereof, are presented in
15 admixture (e.g. in simple mixture) together with a disintegrant and naloxone.

In this respect, there is further described a pharmaceutical composition comprising:

(a) a composition of the invention comprising Components (i) and/or (ii)
20 as hereinbefore defined; and

(b) particles of a pharmacologically-effective amount of naloxone, or a pharmaceutically-acceptable salt thereof (hereinafter "Component (iii)").

Compositions comprising Component (iii) formulated together with Components,
25 (i) and/or (ii) are also referred to together hereinafter as compositions of the invention.

Buprenorphine and pharmaceutically-acceptable salts thereof are presented in the compositions described herein in the form of microparticles. Naloxone and
30 pharmaceutically-acceptable salts thereof may also (e.g. preferably) be presented in compositions of the invention in the form of microparticles. Microparticles preferably possess a weight based mean diameter, number based mean diameter and/or a volume based mean diameter of between about 0.5 μm and about 15 μm , such as about 1 μm and about 10 μm . As used herein, the term

“weight based mean diameter” will be understood by the skilled person to include that the average particle size is characterised and defined from a particle size distribution by weight, i.e. a distribution where the existing fraction (relative amount) in each size class is defined as the weight fraction, as obtained by e.g. sieving (e.g. wet sieving). As used herein, the term “number based mean diameter” will be understood by the skilled person to include that the average particle size is characterised and defined from a particle size distribution by number, i.e. a distribution where the existing fraction (relative amount) in each size class is defined as the number fraction, as measured by e.g. microscopy. As used herein, the term “volume based mean diameter” will be understood by the skilled person to include that the average particle size is characterised and defined from a particle size distribution by volume, i.e. a distribution where the existing fraction (relative amount) in each size class is defined as the volume fraction, as measured by e.g. laser diffraction.

15
Microparticles of active ingredients may be prepared by standard micronisation techniques, such as grinding, jet milling, dry milling, wet milling, precipitation, etc. An air elutriation process may be utilised subsequently to prepare specific size fractions, if required.

20
Preferred salts of buprenorphine and naloxone include hydrochloride salts.

Buprenorphine and pharmaceutically-acceptable salts thereof are formulated together in associative admixture with particles of a weak acid, or with particles of weakly-acidic buffer forming materials, to provide compositions of the invention (or Component (i) of compositions of the invention).

Weakly acidic materials that may be mentioned include those that, when provided in a composition described herein, enable the provision when the composition is dissolved in water and/or saliva (e.g. at the site of administration of compositions of the invention) of a pH of between about 4.0 and about 6.5 (e.g. about 6.25), and are present in a sufficient amount to enable the maintenance of pH within this range for an appropriate length of time (e.g. about 30 seconds, such as about 1 minute) to about 3 minutes (e.g. about 2 minutes, such as about 1.5 minutes) to facilitate dissolution of, particularly, the

buprenorphine microparticles, and/or absorption of buprenorphine across the sublingual mucosa thereafter. For the purpose of this disclosure, the term includes substances that are safe for use in mammals, and includes weak acids, weak acid derivatives and other chemicals that convert to weak acids *in vivo* (e.g. precursors that convert to acids *in vivo*, by for example being sequentially activated in accordance with properties of the local environment). Typical pKas of weak acids are in the range of between about -1.5 (e.g. about -1.74) and about 16 (e.g. about 15.74) (e.g. see Vollhardt, *Organic Chemistry* (1987)). A preferred range is between about 1 and about 10. More preferably, the weakly acidic material comprises a weak acid that is safe for human consumption, for example a food acid, such as malic acid, fumaric acid, adipic acid, succinic acid, lactic acid, acetic acid, oxalic acid, maleic acid, ammonium chloride, preferably tartaric acid, and more preferably citric acid, or a combination of such acids. The skilled person will appreciate that, when weak acids are employed which are not solids (and therefore not particulate) at or around room temperature and atmospheric pressure, they may be adsorbed into a particulate carrier material (such as colloidal silica) in order to provide particles comprising the weakly acidic material.

Weakly-acidic buffer forming materials include materials that, when provided in a composition described herein, provide a weakly acidic buffer system when the composition is dissolved in water and/or saliva (e.g. at the site of administration of compositions of the invention), enabling the provision of a pH of between about 4.0 and about 6.5 (e.g. about 6.25), and are present in a sufficient amount to enable the maintenance of pH within this range for an appropriate length of time (e.g. about 30 seconds, such as about 1 minute) to about 3 minutes (e.g. about 2 minutes, such as about 1.5 minutes) to facilitate dissolution of, particularly, the buprenorphine microparticles, and/or absorption of buprenorphine across the sublingual mucosa thereafter. Buffer forming materials thus include combinations of weak acid and salt of weak acid, such as combinations of the aforementioned acids with alkaline salts of those acids, including sodium citrate, potassium citrate, sodium tartrate, potassium tartrate and the like. Preferred buffer forming materials are citric acid and sodium citrate. The skilled person will appreciate that, when materials are employed which are not solids (and therefore not particulate) at or around room temperature and

atmospheric pressure, they may be adsorbed into a particulate carrier material (such as colloidal silica) in order to provide particles comprising the weakly-acidic buffer forming materials.

5 Suitable particles sizes of weakly acidic, or weakly-acidic buffer forming, materials are in the range about 1 μm and about 1000 μm (e.g. about 800 μm , such as about 750 μm), and preferably between about 40 (such as about 50 μm) and about 600 μm . Suitable amounts of weakly acidic materials that enable the maintenance of pH within the aforementioned ranges after oral administration as
10 hereinbefore described are in the range of at least about 1% to about 10% by weight of the total formulation. Suitable total amounts of weakly-acidic buffer forming materials that enable the maintenance of pH within the aforementioned ranges after oral administration as hereinbefore described are in the range of at least about 1% to about 15% by weight of the total formulation.

15

The disintegrant or "disintegrating agent" that may be employed as, or as part of, Component (ii) in compositions of the invention may be defined as any material that is capable of accelerating to a measurable degree the disintegration/dispersion of a composition of the invention. The disintegrant may
20 thus provide for an *in vitro* disintegration time of about 30 seconds or less, as measured according to e.g. the standard United States Pharmacopeia (USP) disintegration test method (see *FDA Guidance for Industry: Orally Disintegrating Tablets*; December 2008). This may be achieved, for example, by the material being capable of swelling, wicking and/or deformation when placed in contact
25 with water and/or mucous (e.g. saliva), thus causing tablet formulations to disintegrate when so wetted.

Suitable disintegrants (as defined in, for example, Rowe *et al*, *Handbook of Pharmaceutical Excipients*, 6th ed. (2009)) include cellulose derivatives such as
30 hydroxypropyl cellulose (HPC), low substituted HPC, methyl cellulose, ethyl hydroxyethyl cellulose, carboxymethyl cellulose calcium, carboxymethyl cellulose sodium, microcrystalline cellulose, modified cellulose gum; starch derivatives such as moderately cross-linked starch, modified starch, hydroxylpropyl starch and pregelatinized starch; and other disintegrants such as calcium alginate,
35 sodium alginate, alginic acid, chitosan, colloidal silicon dioxide, docusate sodium,

guar gum, magnesium aluminium silicate, polacrillin potassium and polyvinylpyrrolidone. Combinations of two or more disintegrants may be used.

5 Preferred disintegrants include so-called "superdisintegrants" (as defined in, for example, Mohanachandran *et al*, *International Journal of Pharmaceutical Sciences Review and Research*, **6**, 105 (2011)), such as cross-linked polyvinylpyrrolidone, sodium starch glycolate and croscarmellose sodium. Combinations of two or more superdisintegrants may be used.

10 Disintegrants may also be combined with superdisintegrants in compositions of the invention.

Disintegrants and/or superdisintegrants are preferably employed in an (e.g. total) amount of between 0.5 and 15% by weight based upon the total weight of a composition. A preferred range is from 1 to 8%, such as from about 2 to about 7% (e.g. about 5%, such as about 4%) by weight.

20 Compositions described herein may be formulated together (along with any other materials that may be present) by standard simple mixing techniques or by way of granulation.

Granules may be prepared by a process of dry granulation, wet granulation, melt granulation, thermoplastic pelletising, spray granulation or extrusion/spheronisation.

25 Wet granulation techniques are well known to those skilled in the art and include any technique involving the massing of a mix of dry primary powder particles using a granulating fluid, which fluid comprises a volatile, inert solvent, such as water, ethanol or isopropanol, either alone or in combination, and optionally in the presence of a binder or binding agent. The technique may involve forcing a wet mass through a sieve to produce wet granules which are then dried, preferably to 30 a loss on drying of less than about 3% by weight.

Dry granulation techniques are also well known to those skilled in the art and include any technique in which primary powder particles are aggregated under high pressure, including slugging and roller compaction, for example as described hereinafter.

5

Melt granulation will be known by those skilled in the art to include any technique in which granules are obtained through the addition of a molten binder, or a solid binder which melts during the process. After granulation, the binder solidifies at room temperature. Thermoplastic pelletising will be known to be similar to melt granulation, but in which plastic properties of the binder are employed. In both processes, the agglomerates (granules) obtained comprise a matrix structure.

10

Spray granulation will be known by those skilled in the art to include any technique involving the drying of liquids (solutions, suspensions, melts) while simultaneously building up granulates in a fluid bed. The term thus includes processes in which foreign seeds (germs) are provided upon which granules are built up, as well as those in which inherent seeds (germs) form in the fluid bed due to abrasion and/or fracture, in addition to any spray coating granulation technique generally. The sprayed liquid coats the germs and assists further agglomeration of particles. It is then dried to form granules in the form of a matrix.

15

20

Extrusion/spheronisation will be well known to those skilled in the art to include any process involving the dry mixing of ingredients, wet massing along with a binder, extruding, spheronising the extrudate into spheroids of uniform size, and drying.

25

In particular, microparticles of buprenorphine or salt thereof and particles of weakly acidic, weakly-acidic buffer forming, materials are presented in associative admixture with each other in compositions described herein. By "associative admixture" we mean that whether or not Component (i) is subsequently formulated along with Components (ii) and (iii) as hereinbefore defined, some form of mixing step (simple mixing, granulation as described hereinbefore, or otherwise) takes place as between the buprenorphine/salt

30

microparticles and particles of weakly acidic, weakly-acidic buffer forming, materials, rendering them in intimate contact with each other.

For the avoidance of doubt, by "intimate contact", we include that microparticles of buprenorphine or salt thereof, and particles of weakly acidic, weakly-acidic buffer forming, materials, are presented in compositions described herein in any form in which they are, at least in part, in intimate contact with each other. This includes the possibility of the inclusion of quickly dissolving coatings on one or other, or both, sets of particles.

In this respect, Component (i) is preferably presented as, or as part of, a composition described herein in the form of a interactive mixture comprising at least one population of carrier particles upon the surfaces of which are presented (e.g. adhered) microparticles of buprenorphine or a pharmaceutically acceptable salt thereof.

The term "interactive" mixture will be understood by those skilled in the art to include the term "ordered" mixture, and to denote a mixture in which particles do not appear as single units, as in random mixtures, but rather where smaller particles (e.g. microparticles of, for example, buprenorphine) are attached to (i.e. adhered to or associated with) the surfaces of larger carrier particles. Such mixtures are characterised by interactive forces (for example van der Waals forces, electrostatic or Coulomb forces, and/or hydrogen bonding) between carrier and surface-associated particles (see, for example, Staniforth, *Powder Technol.*, **45**, 75 (1985)). In final mixtures, and compositions comprising such mixtures, the interactive forces need to be strong enough to keep the adherent particles at the carrier surface.

When interactive mixtures are employed as the formulation principle by which the particulate Component (i) is presented in a composition described herein, these are made, preferably, with carrier particles that are of a size (weight and/or volume based average or mean diameter, *vide supra*) that is between about 30 μm and about 1000 μm (e.g. about 800 μm , such as about 750 μm), and preferably between about 40 (such as about 50 μm) and about 600 μm .

Carrier particles may comprise pharmaceutically-acceptable substances that are soluble in water, such as carbohydrates, e.g. sugars, such as lactose, and sugar alcohols, such as mannitol, sorbitol and xylitol; pharmaceutically-acceptable inorganic salts, such as sodium chloride. Water soluble carrier particles may also
5 comprise the weakly acidic, and/or weakly acidic buffer forming materials, mentioned hereinbefore (such as citric acid and/or sodium citrate). Alternatively, carrier particles may comprise pharmaceutically-acceptable substances that are insoluble or sparingly soluble in water, such as dicalcium phosphate anhydrate, dicalcium phosphate dihydrate, tricalcium phosphate, calcium carbonate, and
10 barium sulphate; starch and pre-gelatinised starch; bioadhesive and mucoadhesive materials, such as crosslinked polyvinylpyrrolidone and croscarmellose sodium; and other polymers, such as microcrystalline cellulose, cellulose and; or mixtures thereof.

15 By “soluble in water” we include that the material has a solubility in water that is greater than 33.3 mg/mL at atmospheric pressure (e.g. 1 bar) and room temperature (e.g. 21°C). On the other hand, the term “sparingly soluble or insoluble in water” includes materials that have a solubility in water that is less than 33.3 mg/mL under the same conditions. Preferred soluble carrier particle
20 materials include sugar alcohols, such as sorbitol, xylitol and particularly mannitol. Preferred sparingly water-soluble or water-insoluble carrier particle materials include cellulose and starches, such as microcrystalline cellulose.

It is preferred that buprenorphine or pharmaceutically acceptable salt thereof is
25 presented on the surfaces of water-soluble carrier particles.

In this respect, as stated above, weakly acidic materials, and/or weakly-acidic buffer forming materials, may also function as water-soluble carrier particle materials. Therefore, the associated admixture of such materials with
30 buprenorphine/salt thereof may mean the former comprise carrier particles upon which microparticles of the latter are presented. In such cases, such materials may be presented at least as further water-soluble carrier particles, in addition to the presence of other water-soluble carrier particles, upon the surfaces of both of which are presented burprenorphine microparticles.

35

When carrier particles comprise such weakly acidic/buffer forming materials, composites of such materials with other water-soluble carrier particle materials (such as those described hereinbefore) may be provided. Such materials may be prepared by direct compression or granulation, for example. Alternatively, carrier particles may consist essentially of a weakly acidic material and/or one or more materials that, when dissolved in saliva, give rise to a weakly acidic buffer system. By “consisting essentially” of such materials, we mean that, excluding the possible presence of water (*vide infra*), the carrier particles comprise at least about 95%, such as at least about 98%, more preferably greater than about 99%, and particularly at least about 99.5% by weight (based on the total weight of the carrier particle) of such materials. These percentages exclude the presence of trace amounts of water (e.g. crystal water or water bound to external surfaces of materials), and/or any impurities that may be present in such materials, which impurities may arise following the production of such materials, either by a commercial or non-commercial third party supplier, or by a skilled person making a composition described herein.

Alternatively (and/or in addition), in Component (i), particles of weakly acidic material, and/or of weakly-acidic buffer forming materials, may be presented, at least in part, upon the surfaces of, and/or between, carrier particles. In such cases, suitable particle sizes of such materials are as presented herein for active ingredients and/or disintegrants.

When employed in compositions described herein, Components (ii) and (iii) are preferably formulated together, for example to form particles comprising naloxone or salt thereof and the disintegrant, prior to mixing with Component (i). Alternatively, particles of weakly acidic material, and/or of weakly-acidic buffer forming materials, may be formulated along with Components (ii) and/or (iii) prior to mixing with buprenorphine microparticles, which latter microparticles may be presented in the form of interactive mixtures with carrier particles as hereinbefore described. Weakly acidic, and/or weakly-acidic buffer forming, materials may thus be formulated in associative admixture with buprenorphine microparticles (as hereinbefore defined) in this way.

Furthermore, in Component (iii), particles of naloxone, or pharmaceutically-acceptable salts thereof, may also be presented upon the surfaces of, and/or between, carrier particles in compositions described herein, but this is not essential. Such carrier particles may be water-soluble (as hereinbefore defined),
5 or may (preferably) be water-insoluble/sparingly soluble carrier particles.

Disintegrant and/or superdisintegrant materials, may also be presented, at least in part, as particles upon the surfaces of, and/or between, carrier particles, which may or may not also carry naloxone or salt thereof. If employed in particulate
10 form, particles of disintegrants and/or superdisintegrants may be presented with a particle size (weight and/or volume based average or mean diameter, *vide supra*) of between about 0.1 and about 100 μm (e.g. about 1 and about 50 μm).

Alternatively, disintegrants and/or superdisintegrants may also be present as a
15 constituent in composite excipients. Composite excipients may be defined as co-processed excipient mixtures. Examples of composite excipients comprising superdisintegrants are Parateck® ODT, Ludipress® and Prosolv® EASYtab.

Bio/mucoadhesive materials may also be presented in compositions described
20 herein. Such materials may be presented upon (e.g. adhered to) the surfaces of carrier particles when components of compositions described herein are presented in the form of interactive mixtures.

Compositions described herein may be employed in the treatment of opioid
25 dependency and/or addiction as described hereinbefore, for example in substitution therapy programs. Opioid dependency and/or addiction may be defined in numerous ways (see, for example, www.who.int/substance_abuse/terminology/definition1), but may be characterized for example by physiological, behavioural, and cognitive phenomena wherein the
30 use of a substance or a class of substances takes on a much higher priority for a given individual than other behaviours that once had greater value, and/or characterised by a desire (often strong, and sometimes overpowering) to take opioids and/or opiates (which may or may not have been medically prescribed). It is particularly preferred that compositions described herein comprising
35 naloxone are used in the treatment of opioid dependency and/or addiction.

Buprenorphine is a partial agonist at the μ -opioid receptor and an antagonist at the κ -opioid receptor. It has high binding affinity at both receptors and competes with other agonists, such as methadone, heroin (diamorphine) and morphine, at the μ -opioid receptor. Opioid agonist effects of buprenorphine are less than the maximal effects of other, "full" opioid agonists, such as morphine, and are limited by a "ceiling" effect. The drug thus produces a lower degree of physical dependence than other opioid agonists, such as heroin, morphine or methadone and is therefore particularly useful in substitution therapy.

The term "pharmacologically effective amount" refers to an amount of an active ingredient, which is capable of conferring a desired therapeutic effect on a treated patient, whether administered alone or in combination with another active ingredient. Such an effect may be objective (i.e. measurable by some test or marker) or subjective (i.e. the subject gives an indication of, or feels, an effect).

Thus, appropriate pharmacologically effective amounts of buprenorphine (or salt thereof) include those that are capable of producing, and/or contributing to the production of, the desired therapeutic effect, namely decreased opioid and/or opiate craving and/or decreased illicit drug use, when administered transmucosally, whereas appropriate pharmacologically effective amounts of naloxone (or salt thereof) when employed must be sufficient so as not to compete with the above-mentioned pharmacological effect of the buprenorphine present in the composition described herein upon transmucosal administration, but to antagonize the effect of the buprenorphine and precipitate withdrawal symptoms if an attempt is made by an opioid-addicted individual to inject a composition described herein.

The amounts of active ingredients that may be employed in compositions described herein may thus be determined by the skilled person, in relation to what will be most suitable for an individual patient. This is likely to vary with the route of administration, the type and severity of the condition that is to be treated, as well as the age, weight, sex, renal function, hepatic function and response of the particular patient to be treated.

35

The total amount of buprenorphine/salt thereof that may be employed in a composition described herein may be in the range of about 0.1%, such as about 1%, to about 20%, such as about 10%, by weight based upon the total weight of the composition. The amount of this active ingredient may also be expressed as the amount in a unit dosage form (e.g. a tablet). In such a case, the amount of buprenorphine/salt that may be present may be sufficient to provide a dose of buprenorphine (calculated as the free base) per unit dosage form that is in the range of between about 0.1 mg, such as about 1 mg and about 50, for example about 30, such as about 20 mg (e.g. about 15 mg, e.g. about 12 mg, such as about 10 mg). Preferred ranges for the treatment of pain are about 0.1 mg to about 4 mg. Preferred ranges for substitution therapy are about 0.5 mg to about 50 mg, such as about 0.75 mg, (e.g. about 1 mg) to about 12 mg, such as about 10 mg (e.g. about 7 mg). Individual buprenorphine doses per tablet that may be mentioned include about 11.4 mg, about 8.6 mg, about 5.7 mg, about 2.9 mg and about 1.4 mg.

When employed, the total amount of naloxone/salt thereof that may be employed in a composition described herein may be in the range about 0.125%, such as about 0.25% to about 5%, such as about 2.5%, by weight based upon the total weight of the composition. The amount of this active ingredient may also be expressed as the amount in a unit dosage form (e.g. a tablet). In such a case, the amount of naloxone/salt that may be present may be sufficient to provide a dose of naloxone (calculated as the free base) per unit dosage form that is in the range of between about 0.125 mg and about 12.5 mg, such as about 0.19 mg (e.g. about 0.25 mg) to about 3 mg, such as about 2.5 mg (e.g. about 1.75 mg). Individual naloxone doses per tablet that may be mentioned include about 2.9 mg, about 2.2 mg, about 1.4 mg, about 0.7 mg and about 0.4 mg.

Although, for compositions described herein containing naloxone, it is preferred that the dose ratio of buprenorphine:naloxone is maintained at about 4:1, the above-mentioned dosages are exemplary of the average case; there can, of course, be individual instances where higher or lower dosage ranges are merited, and such are within the scope of this disclosure.

Compositions described herein, once prepared, are preferably directly compressed/compacted into unit dosage forms (e.g. tablets) for administration to mammalian (e.g. human) patients, for example as described hereinafter.

5 Compositions described herein may be in the form of powders or, more preferably, tablets for e.g. sublingual administration. Tablets may also comprise a binder. A binder may be defined as a material that is capable of acting as a bond formation enhancer, facilitating the compression of the powder mass into coherent compacts. Suitable binders include cellulose gum and microcrystalline
10 cellulose. If present, binder is preferably employed in an amount of between 0.5 and 20% by weight based upon the total weight of the tablet formulation. A preferred range is from 1 to 15%, such as from about 2.0 to about 12% (e.g. about 10%) by weight.

15 Suitable further additives and/or excipients that may be employed in compositions described herein, in particular those in the form of tablets for e.g. sublingual administration may comprise:

- (a) lubricants (such as magnesium stearate or, preferably, sodium stearyl fumarate);
- 20 (b) flavourings (e.g. lemon, peppermint powder or, preferably, menthol), sweeteners (e.g. neohesperidin, acesulfame K or, preferably, sucralose) and dyestuffs;
- (c) antioxidants, which may be naturally occurring or otherwise (e.g. butylated hydroxytoluene (BHT), vitamin C, vitamin E, β -carotene, uric acid,
25 uniuquion, superoxide dismutase (SOD), glutathione peroxidase or peroxidase catalase); and/or
- (d) other ingredients, such as carrier agents, preservatives and gliding agents (e.g. colloidal silica).

30 Compositions described herein may be prepared by standard techniques, and using standard equipment, known to the skilled person.

When presented in the form of interactive mixtures, particles of e.g. buprenorphine/salt may be dry mixed with relevant carrier particles over a period of time that is sufficiently long to enable appropriate amounts of respective active ingredients to adhere to the surface of the carrier particles. This may also apply
5 to other active ingredients and/or excipients defined hereinbefore.

The skilled person will appreciate that, in order to obtain a dry powder formulation in the form of an interactive mixture, larger carrier particles must be able to exert enough force to break up agglomerates of smaller particles. This ability will
10 primarily be determined by particle density, surface roughness, shape, flowability and, particularly, relative particle sizes.

Standard mixing equipment may be used in this regard. The mixing time period is likely to vary according to the equipment used, and the skilled person will have
15 no difficulty in determining by routine experimentation a suitable mixing time for a given combination of active ingredient and carrier particle material(s).

Interactive mixtures may also be provided using techniques other than dry mixing, which techniques will be well known to those skilled in the art.
20

Other ingredients may alternatively be incorporated by standard mixing or other formulation principles.

The compositions described herein may be administered transmucosally, such as
25 buccally, rectally, nasally or preferably sublingually by way of appropriate dosing means known to the skilled person. A sublingual tablet may be placed under the tongue, and the active ingredients absorbed through the surrounding mucous membranes.

In this respect, the compositions described herein may be incorporated into
30 various kinds of pharmaceutical preparations intended for transmucosal (e.g. sublingual) administration using standard techniques (see, for example, Lachman *et al*, "*The Theory and Practice of Industrial Pharmacy*", Lea & Febiger, 3rd edition (1986) and "*Remington: The Science and Practice of Pharmacy*", Gennaro (ed.),
35 Philadelphia College of Pharmacy & Sciences, 19th edition (1995)).

Pharmaceutical preparations for sublingual administration may be obtained by combining compositions described herein with conventional pharmaceutical additives and/or excipients used in the art for such preparations, and thereafter preferably directly compressed/compacted into unit dosage forms (e.g. tablets). (See, for example, *Pharmaceutical Dosage Forms: Tablets. Volume 1, 2nd Edition*, Lieberman *et al* (eds.), Marcel Dekker, New York and Basel (1989) p. 354-356 and the documents cited therein.) Suitable compacting equipment includes standard tableting machines, such as the Kilian SP300, the Korsch EK0, the Korsch XP1, the Korsch XL100 or the Korsch PharmaPress 800.

Suitable final sublingual tablet weights are in the range of about 30 to about 400 mg, such as about 40 (e.g. about 50) to about 300 mg (e.g. about 250 mg, such as about 200 mg), for example about 50 (e.g. about 60) to 180 mg, more preferably between about 60 (e.g. about 70) and about 160 mg. Suitable final tablet diameters are in the range of about 3 to about 12 mm, for example about 4 to about 10 mm, and more preferably about 5 to about 9 mm. Suitable final tablet thicknesses are in the range of about 0.5 mm to about 4 mm, such as about 1.5 mm to about 3 mm. Various tablet shapes are possible (e.g. circular, triangular, square, diamond, polygon or oval). Suitable tablet hardnesses include crushing strengths in the range of about 10N to about 100N, for example about 15N to about 50N (depending on the size and/or weight of the tablet), according to US Pharmacopoeia method <1217>.

Irrespective of the foregoing, compositions described herein comprising disintegrants (or other excipients that function by swelling) should be essentially free (e.g. less than about 20% by weight based on the total weight of the formulation) of water. It will be evident to the skilled person that "premature" hydration will dramatically decrease the performance of a tablet formulation in use and may result in premature dissolution of active ingredients.

Wherever the word "about" is employed herein in the context of dimensions (e.g. tablet sizes and weights, particle sizes etc.), surface coverage (e.g. of carrier particles by particles of active ingredients), amounts (e.g. relative amounts of individual constituents in a composition or a component of a composition and

absolute doses (including ratios) of active ingredients), temperatures, pressures, times, pH values, concentrations, it will be appreciated that such variables are approximate and as such may vary by $\pm 10\%$, for example $\pm 5\%$ and preferably $\pm 2\%$ (e.g. $\pm 1\%$) from the numbers specified herein. Wherever the word “about” is employed herein in the context of pharmacokinetic properties (C_{max} , t_{max} , AUCs),etc., it will be appreciated that such variables are approximate and as such may vary by $\pm 15\%$, such as $\pm 10\%$.

Compositions described herein may be administered by way of appropriate dosing means known to the skilled person. For example, a sublingual tablet may be placed under the tongue, and the active ingredients absorbed through the surrounding mucous membrane.

We have found that compositions described herein surprisingly give rise to significantly improved bioavailability for buprenorphine when compared to prior art, commercially-available formulations. This means that formulations with lower single doses of buprenorphine may be administered by way of compositions described herein, so reducing the “street value” of a single tablet when it comprises a composition described herein, with more than one such tablet being required to give the same effect when illicitly administered parenterally (i.e. in “street” terms, the same “fix”). This means that compositions described herein are less likely to be abused than prior art, commercially-available formulations (see Comer *et al*, *Addiction*, **105**, 709–718 (2010)).

Additionally, we have found that compositions described herein comprising naloxone also surprisingly give rise to significantly (and simultaneously with buprenorphine) improved bioavailability for naloxone when compared to prior art, commercially-available formulations.

Compositions described herein comprising naloxone thus surprisingly give rise to similar, almost parallel, degrees of improved bioavailability for both buprenorphine and naloxone, which means that the “optimal” ratio of buprenorphine to naloxone, which has been arrived at to reduce abuse potential (see, for example, Mendelson and Jones, *Drug and Alcohol Dependence*, **70**, 829

(2003)), may be maintained, and doses of both active ingredients therefore lowered by an equivalent degree to preserve the same ratio.

Also described herein is a method of treating opioid dependency and/or addiction
5 in a human,

- which method comprises sublingual administration to a human patient suffering from opioid dependency and/or addiction of
- at least one unit dose of a pharmaceutical composition (e.g. a tablet) comprising buprenorphine or a pharmaceutically acceptable salt thereof,
10 in combination with naloxone or a pharmaceutically acceptable salt thereof, in about a 4:1 buprenorphine:naloxone dose ratio (calculated as free bases),
- wherein said unit dose composition comprises a dose of buprenorphine, which is about 75% of that of a random mixture compressed (RMC) tablet comprising buprenorphine, and
15
- which method achieves, after an initial dose in any given treatment program, a plasma-concentration time profile for buprenorphine (and/or naloxone) that is essentially equivalent to that/those exhibited by such RMC tablets.

20
"RMC tablets" include, but are not limited to, the commercially-available tablet product Suboxone® (NDA No. 20-733, approval date October 8th, 2002; buprenorphine strength 2 mg (Product No. 001; actual weight about 100 mg) and 8 mg (Product No. 002; actual weight about 400 mg)). The 8 mg tablets (at least
25 have a mean crushing strength (US Pharmacopeia method <1217>) of about 127 N. RMC tablet strengths are thus in the range of about 80 to about 180 N. RMC tablets are formed by compression of a random mixture, prepared by wet granulation of a standard mixture comprising buprenorphine hydrochloride, naloxone hydrochloride dihydrate, lactose monohydrate, mannitol, maize starch,
30 povidone K30, citric acid (anhydrous granular), sodium citrate, natural lemon and lime flavour, acesulfame potassium and magnesium stearate.

By "a plasma-concentration time profile for buprenorphine and/or naloxone that is essentially equivalent to that/those exhibited by such RMC tablets", we include
35 that, after an initial dose in any given treatment program, one or more of:

- (i) the maximum plasma concentration (C_{max}); and/or
 - (ii) the time to maximum plasma concentration (t_{max}); and/or
 - (iii) the total area under the plasma concentration-time curve from time zero to the time of the last measured plasma concentration (AUC_t); and/or
 - 5 (iv) the area under the plasma concentration-time curve from time zero to the last concentration extrapolated to infinity based on the elimination rate constant (AUC_{inf}),
- as measured by standard pharmacokinetic monitoring means, e.g. as described in Example 2 hereinafter, for naloxone and/or, more preferably, for
- 10 buprenorphine, is between about 80% and about 125% of the corresponding values obtained for the aforementioned RMC tablets.

Thus, after an initial dose in any given treatment program, for tablets comprising a dose of buprenorphine that is about 75% of a RMC tablet comprising 8 mg of

15 buprenorphine may present:

- (i) a C_{max} of between about 3.0 ng/mL and about 5.6 (such as about 4.5) ng/mL; and/or
 - (ii) a t_{max} that is less than about 3 hours, preferably less than about 2 hours; and/or
 - 20 (iii) an AUC_{inf} that is about 25 ng.h/mL to about 40 ng.h/mL, such as about 28 ng.h/mL to about 36 ng.h/mL,
- for buprenorphine; and/or
- (a) a C_{max} of between about 150 pg/mL and about 300 (such as about 250) pg/mL; and/or
 - 25 (b) a t_{max} that is less than about 1 hour,
- for naloxone.

Also described is a method of treating opioid dependency and/or addiction in a human,

- 30
- which method comprises sublingual administration to a human patient suffering from opioid dependency and/or addiction of
 - at least one unit dose of a pharmaceutical composition (e.g. a tablet) comprising buprenorphine or a pharmaceutically acceptable salt thereof, in combination with naloxone or a pharmaceutically acceptable salt

thereof, in about a 4:1 buprenorphine:naloxone dose ratio (calculated as free bases),

- wherein said unit dose composition comprises a dose of buprenorphine, which is about 75% of that of a RMC tablet as hereinbefore defined, and
- 5 - which method achieves after an initial dose in any given treatment program a mean relative bioavailability compared to such RMC tablets that is:

(A) about 1.2 to about 1.6 for buprenorphine; and/or

(B) about 1.2 to about 2.0 for naloxone.

10

Also described is a method of treating opioid dependency and/or addiction in a human, which method comprises sublingual administration to a human patient suffering from opioid dependency and/or addiction of at least one unit dose of a pharmaceutical composition (e.g. a tablet) comprising buprenorphine or a
15 pharmaceutically acceptable salt thereof, in combination with naloxone or a pharmaceutically acceptable salt thereof, wherein said tablet comprises a dose of buprenorphine or salt thereof, which is about 6 mg or about 1.5 mg, and the buprenorphine:naloxone dose ratio is about 4:1 (calculated as the free base).

20 Compositions described herein may also give rise to a lower norbuprenorphine:buprenorphine ratio in plasma when compared to prior art, commercially-available formulations. A lower norbuprenorphine to buprenorphine ratio is also seen after sublingual administration of an ethanol solution compared to a tablet formulation (see Harris *et al*, *Clin. Pharmacokinet.*, **43**, 329 (2004)) as
25 dose is increased, suggesting that less buprenorphine is being swallowed. In addition, less norbuprenorphine is found in the plasma after parenteral administration compared to sublingual administration (Sigmon *et al*, *Addiction*, **101**, 420 (2005)), further supporting the notion that norbuprenorphine is formed from swallowed buprenorphine by first pass metabolism through the liver. Thus,
30 the lower norbuprenorphine:buprenorphine ratio reported herein may be reflective of the fact that more buprenorphine is absorbed over the sublingual mucosa (and so less is swallowed) than with prior art, commercially available (e.g. RMC tablet) formulations. There may also be benefits from the reduction of the norbuprenorphine:buprenorphine ratio *per se*, such as reduced respiratory

depression (see Megarbane *et al*, *Toxicology and Applied Pharmacology*, **212**, 256 (2006)).

Also described herein is a method of treating opioid dependency and/or addiction
5 in a human, which method comprises sublingual administration of a
pharmaceutical composition comprising buprenorphine or a pharmaceutically
acceptable salt thereof, in combination with naloxone or a pharmaceutically
acceptable salt thereof, in about a 4:1 buprenorphine:naloxone dose ratio
(calculated as the free base), wherein said composition comprises a dose of
10 buprenorphine which is about 75% of that of a RMC tablet as hereinbefore
defined, to a human patient suffering from opioid dependency and/or addiction,
wherein said formulation achieves after an initial dose in any given treatment
program a ratio of norbuprenorphine/buprenorphine concentrations in plasma of
less than about 0.8 based upon AUC₂₄.

15

Such methods may comprise administration of a composition as defined herein.

By “any given treatment program”, we mean any course of treatment of a patient
with a composition described herein.

20

Without being limited by theory, it is understood that the compositions described
herein give rise to such surprisingly increased bioavailability when compared to
prior art, commercially-available formulations, e.g. RMC tablets, such as
Suboxone, because of a pH-timing effect, in which pH is lowered as hereinbefore
25 described for a short period of time (e.g. between about 1 and about 3 minutes)
after sublingual administration, resulting in improved and/or more rapid
dissolution of microparticles of burprenorphine. Although such dissolution might
be expected to be improved by decreasing pH, what is completely unexpected is
that the degree of absorption across the sublingual mucosa does not appear to
30 decrease. One would expect that lowering local pH would give rise to the
presence of more burprenorphine in the ionized state at the site of absorption,
which would in turn be expected to decrease the degree of absorption across the
sublingual mucosa. The fact that the bioavailability is better per unit dose of
buprenorphine for compositions described herein than it is for prior art
35 compositions is indeed remarkable.

Also described is a pharmaceutical composition comprising microparticles of buprenorphine or a pharmaceutically acceptable salt thereof, and particles of a weak acid or particles of weakly acidic buffer forming materials, characterized in that the composition exhibits, in an *in vitro* small-volume funnel dissolution method, for example as described in Example 5 hereinafter:

- a) a pH drop of about 0.5 to about 5 pH units;
- b) a maximum pH drop within about 1 minute of the start of the method; and
- c) a return to the initial pH (± 0.5) within about 3 minutes.

Also described is a pharmaceutical composition comprising microparticles of buprenorphine or a pharmaceutically acceptable salt thereof, and particles of a weak acid or particles of weakly acidic buffer forming materials, characterized in that the composition enables the provision (at the site of administration) of a pH of between about 4.0 and about 6.5 (e.g. less than about 6.25), and the maintenance of pH within this range for an appropriate length of time (e.g. about 30 seconds, such as about 1 minute) to about 3 minutes (e.g. about 2 minutes, such as about 1.5 minutes) to facilitate dissolution of, particularly, the buprenorphine microparticles, and/or absorption of buprenorphine across the sublingual mucosa thereafter.

Compositions described herein comprising naloxone surprisingly give rise to similar, almost parallel, degrees of improved bioavailability for both buprenorphine and naloxone, which means that the “optimal” ratio of buprenorphine to naloxone, which has been arrived at to reduce abuse potential (see, for example, Mendelson and Jones, *Drug and Alcohol Dependence*, **70**, 829 (2003)), may be maintained, and doses of both active ingredients therefore lowered by an equivalent degree to preserve the same ratio.

The compositions described herein are useful in the treatment of opioid dependency and/or addiction. Compositions described herein may also be useful in the treatment of pain (including mild, moderate and severe pain).

According to three further aspects of the disclosure there are described:

- (i) a method of treatment of opioid dependency and/or addiction;
- (ii) a method of treatment of pain; and
- (iii) a method of treatment of both pain and opioid dependency and/or addiction,

5 which methods comprise administration of a composition described herein to a person suffering from, or susceptible to, the relevant conditions.

Compositions described herein may also be administered in the induction phase (i.e. the start-up) of buprenorphine therapy, wherein buprenorphine is
10 administered once an opioid-addicted individual has abstained from using opioids for about 12–24 hours and is in the early stages of opioid withdrawal.

Also described is a method of treatment of opioid dependency and/or addiction, which method comprises administration of a composition described herein to an
15 individual that has abstained from using opioids for at least about 12 hours and/or is in the early stages of opioid withdrawal.

By “treatment” of pain we include the therapeutic treatment, as well as the symptomatic and palliative treatment of the condition. However, by “treatment” of
20 opioid dependency and/or addiction, we further include the prophylaxis, or the diagnosis of the relevant condition in addition to therapeutic, symptomatic and palliative treatment. This is because, by employing buprenorphine in the treatment of pain, compositions described herein may prevent the development of opioid dependency and/or addiction.

25 The compositions described herein enable the production of unit dosage forms that are easy and inexpensive to manufacture, and which enable the rapid release and/or a rapid uptake of the active ingredients employed through the mucosa, such as the oral mucosa, thus enabling rapid relief of symptoms, such
30 as those described hereinbefore.

The compositions described herein also have the advantage that, if injected by an opioid addict, they do not produce the euphoric effects that such an addict seeks and indeed induce opioid withdrawal symptoms.

5 Compositions described herein may also have the advantage that they may be prepared using established pharmaceutical processing methods and employ materials that are approved for use in foods or pharmaceuticals or of like regulatory status.

10 Compositions described herein may also have the advantage that they may be more efficacious than, be less toxic than, be longer acting than, be more potent than, produce fewer side effects than, be more easily absorbed than, possess a better patient acceptability than, have a better pharmacokinetic profile than, and/or have other useful pharmacological, physical, or chemical properties over, pharmaceutical compositions known in the prior art, whether for use in the treatment of opioid addiction or pain or otherwise.

15 The term “comprising” as used in this specification and claims means “consisting at least in part of”. When interpreting statements in this specification, and claims which include the term “comprising”, it is to be understood that other features that are additional to the features prefaced by this term in each statement or claim may also be present. Related terms such as “comprise” and “comprised” are to
20 be interpreted in similar manner.

The invention is illustrated by way of the following examples, with reference to the attached figures in which analyte concentration-time plasma profiles are presented in linear scale plots for buprenorphine (Figure 1), norbuprenorphine
25 (Figure 2) and naloxone (Figure 3) following sublingual administration of tablets comprising a composition of the invention (diamonds) and the commercially-available comparator, Suboxone® (squares); Figure 4 shows an *in vivo* sublingual pH profile obtained for a placebo composition (analogous to one prepared in accordance with the invention); Figure 5 shows comparative *in vitro* pH profiles
30 for composition of the invention *versus* Suboxone and other comparators in a small-volume funnel dissolution test; Figures 6 and 7 show release of buprenorphine and naloxone, respectively, from the compositions referred to in Figure 5; Figure 8 shows comparative *in vitro* pH profiles for compositions of the invention *versus* Suboxone and other comparators in a small-volume funnel

dissolution test; and Figure 9 show release of buprenorphine from compositions referred to in Figure 8.

Example 1

Buprenorphine/Naloxone Sublingual Tablets I

5

Naloxone hydrochloride dihydrate (Macfarlan Smith, Edinburgh, UK) and buprenorphine hydrochloride (Macfarlan Smith, Edinburgh, UK) were micronised using an air jet mill (Pilotmill-1/Food and Pharma Systems, Italy). The volume based mean particle size (diameter) of the buprenorphine was 3.4 µm and of the naloxone was 4.6 µm.

10

9.15 g of the micronised naloxone hydrochloride dihydrate was mixed together with microcrystalline cellulose (47.50 g; Avicel™ PH102 (mean particle size 100 µm), FMC Biopolymer, Cork, Ireland) and croscarmellose sodium (18.00 g; AcDiSol™, FMC Biopolymer) in a tumble blender (Turbula, WAG, Switzerland) for 40 hours.

15

32.40 g of the micronised buprenorphine hydrochloride was mixed together with mannitol (314.20 g; Pearlitol™ 200SD, Roquette, Lestrem, France), sieved citric acid (15.00 g; fine granular 16/40 grade, DSM, Switzerland, Basel) and sieved (to avoid agglomeration) sodium citrate (48.75 g) Emprove™ cryst., Merck, Darmstadt, Germany) in a tumble blender for 40 hours.

20

Menthol (5.00 g; Emprove™ cryst., Merck) was mortared until a fine powder was formed. This and also acesulfame potassium (5.00 g; Sunett Pharma D, Nutrinova, Kelsterbach, Germany) and anhydrous colloidal silica (5.00 g; Aerosil™ 200 Pharma, Evonik Degussa, Hanau-Wolfgang, Germany) were added by sieving into the buprenorphine premix, together with the naloxone premix, and the whole mixed together in a tumble blender for 1 hour.

25
30

Sodium stearyl fumarate (10.00 g; Pruv™, JRS Pharma, Polanco, Spain) was then added by sieving into this mixture and mixing continued in the tumble blender for 5 minutes.

The final powder mixture was then compressed into tablets in a tablet machine (Korsch XP1) equipped with 7 mm round, flat faced, radius-edged punches, to a tablet weight of 102 mg and a tablet crushing strength of 35 N.

Example 2

5 Clinical Trial

The tablets of Example 1 were sublingually administered in an open-label, 2-period crossover study with randomised treatment sequence.

10 The study comprised a screening visit conducted within 28 days prior to first treatment, two treatment periods each of 4 days length (Day -1 to Day 3) and a washout period of at least 10 days between treatment periods. During the treatment periods, subjects were admitted to the clinical unit on the morning prior to first dosing (Day -1) and remained in the unit until the completion of Day 3
15 procedures. A follow-up visit was carried out 5 to 10 days after completion of the second Investigational Medicinal Product (IMP) administration.

The IMPs were sublingual tablet prepared in accordance with Example 1 (6 mg buprenorphine/1.5 mg naloxone; hereafter "formulation of the invention") and, as
20 the reference product, Suboxone sublingual tablet (8 mg buprenorphine/2 mg naloxone; Reckitt Benckiser Healthcare Ltd, Hull, UK). Treatment with formulation of the invention, or Suboxone (1 tablet) in alternate periods was open-label and was administered on Day 1 in each treatment period.

25 Naltrexone tablets (Nalorex[®], 50 mg, Bristol-Myers Squibb Pharmaceuticals Ltd; Uxbridge, UK) were administered orally (one 50 mg tablet), at -24 to -16 hours, -1 hour (± 5 minutes) and +24 hours (± 1 hour) in relation to administration of IMP, as a naltrexone block in the study (in order to alleviate opioid side effects during the study).

30

Eighteen healthy male volunteers aged between 18 and 50 years were enrolled. These received both treatments and were evaluated. The mean age was 29.8 years and ages ranged from 19 to 49 years. All subjects were male Caucasians.

The mean weight was 78.16 kg and ranged from 63.0 to 93.5 kg. The mean body mass index of the subjects was 25.05 kg/m² and ranged from 20.7 to 28.9 kg/m².

5 All subjects (except one) reported current alcohol use ranging from 1 to 20 units per week. No subject was a current smoker. All subjects reported current caffeine use of 1 to 5 cups or cans per day. No subject had been treated with opioids within 1 year prior to screening.

10 No subject reported any pre-study medication (taken within 2 weeks prior to screening). One subject reported ongoing use of antihistamines for systemic use by oral tablet or capsule to treat seasonal allergic rhinitis.

15 Trial medication was administered in the clinic under the supervision of clinic personnel.

All subjects who were enrolled in the study and who received at least one dose of trial medication. All randomised subjects who received at least one treatment, had at least one evaluable plasma profile and had no major protocol deviations that could have a substantial effect on the buprenorphine, norbuprenorphine or naloxone plasma concentration profile, such as:

- swallowing of study medication (applies to both formulation of the invention and Suboxone)
- vomiting within 4 hours after administration of either type of tablet
- having a pre-dose quantifiable concentration that is > 5% of a subject's C_{max}

All randomised subjects who received at least one treatment and had disintegration or acceptability data present for at least one treatment.

30 Pharmacokinetic (PK) variables were based on plasma concentrations of buprenorphine, norbuprenorphine (a metabolite of buprenorphine) and naloxone and were calculated using standard, non-compartmental methods. The PK non-compartmental analysis was performed using WinNonlin™ Professional version 5.2. Data permitting, the following parameters were determined:

- t_{lag} lag time before the start of absorption
- C_{max} maximum plasma concentration
- t_{max} time to reach maximum plasma concentration
- AUC_{0-t} area under the plasma concentration-time curve from time zero to
5 the time of the last quantifiable plasma concentration
- AUC_{0-48} area under the plasma concentration-time curve from time zero to
48 hours post-dose
- MR metabolic ratio

10 In addition, the relative bioavailability (F_{rel}) of formulation of the invention to Suboxone was derived based on dose-adjusted PK data.

Subjects were classified as evaluable or non-evaluable with respect to the PK evaluation by the pharmacokineticist after examining the subjects PK profiles and
15 taking into account any deviations with respect to those listed above. The PK analyses based on the PK population included only those subjects with evaluable PK data.

Actual blood sampling times for buprenorphine, norbuprenorphine and naloxone
20 were converted to a time from dosing (elapsed time). Elapsed times were listed by subject for each treatment, together with the individual buprenorphine, norbuprenorphine and naloxone concentrations. Elapsed times were used in the PK analysis.

25 The buprenorphine, norbuprenorphine and naloxone concentrations were summarised by descriptive statistics of number of missing samples, number of samples less than the lower limit of quantification (<LOQ), n, arithmetic mean, SD, CV(%), geometric mean, 95% confidence intervals (CI) for the arithmetic mean, median, minimum and maximum. All buprenorphine, norbuprenorphine
30 and naloxone concentrations <LOQ were set to zero for the purpose of calculating descriptive statistics. If at any time-point 1/3 or more of subjects had values <LOQ, descriptive statistics were not calculated.

The PK parameters C_{max} , AUC_{0-1} and AUC_{0-48} of buprenorphine, norbuprenorphine and naloxone were compared between treatments using a mixed effects Analysis of Variance (ANOVA) procedure.

5 Arithmetic mean (+SEM) analyte concentration-time plasma profiles are presented in linear scale plots for each analyte in Figures 1 (buprenorphine), 2 (norbuprenorphine) and 3 (naloxone) with both treatments included on each plot. It can be seen from these figures that, for both buprenorphine and norbuprenorphine after administration of formulation of the invention (diamonds),
10 and Suboxone (squares), plasma concentrations of all three analytes increased to a maximum then declined in a biphasic manner.

In relation to other PK parameters:

- 15 (i) on average, the lag time was slightly shorter after treatment with formulation of the invention compared to Suboxone by 15% for buprenorphine, 29% for norbuprenorphine and 34% for naloxone;
- (ii) the range of times at which maximal concentrations were attained (t_{max}) was similar between treatments for all analytes. Median t_{max} values were less than or equal to 1 h for buprenorphine and naloxone
20 indicating rapid sublingual absorption following administration of both formulation of the invention and Suboxone. For norbuprenorphine, t_{max} was generally similar to buprenorphine after both treatments indicating metabolism of buprenorphine to norbuprenorphine was rapid;
- 25 (iii) the mean metabolite ratios exceeded 0.5 indicating extensive metabolic conversion of buprenorphine to norbuprenorphine, with conversion being 31% lower following administration of formulation of the invention compared to Suboxone. This result is significant as it means that more buprenorphine is absorbed sublingually in the case
30 of formulation of the invention;
- (iv) the doses of both buprenorphine and naloxone were lower in the formulation of the invention, but mean systemic exposure, in terms of C_{max} and AUC, of buprenorphine and naloxone were higher when compared to Suboxone, and, as stated above, the values were lower
35 for norbuprenorphine; and

(v) the mean relative bioavailabilities of formulation of the invention to Suboxone were 1.659 and 2.056 for buprenorphine and naloxone respectively, indicating higher dose-normalised systemic exposure following administration of formulation of the invention. For norbuprenorphine the dose-normalised systemic exposure appeared to be similar between treatments with a mean relative bioavailability of 1.084. The buprenorphine result is surprising. The reported relative bioavailability of a sublingually-administered ethanol solution comprising buprenorphine (where conditions are theoretically optimised for rapid absorption over the sublingual mucosa) compared to Suboxone was reported to be 1.5 (see Compton *et al*, *Drug and Alcohol Dependence*, **82**, 25 (2006)). The fact that the relative number reported in this study for a solid sublingual tablet was even higher than that reported for a solution is remarkable.

Disintegration time of the tablets was assessed by either a nurse or a physician by mouth inspections, and was also reported by the subjects, who were given thorough instructions of the dosing procedures prior to dosing on Day 1 in both treatment periods, including the procedures for observer and subject assessments of disintegration. Subjects were to report any premature swallowing.

The sublingual space and the tablet were examined to determine the time to disintegration. The tablet residues were characterised as 'intact', 'fragments', 'paste like residue' or 'dissolved'. Inspections were carried out every 2 minutes and the findings recorded until the tablet was completely disintegrated. In addition, the subject was instructed to indicate when they thought the IMP was dissolved by raising their hand or to indicate whether they had swallowed the tablet before it was dissolved. The time of dissolution or swallowing was recorded.

Median time to non-intact tablets was 2 minutes for the formulation of the invention and was 8 minutes for Suboxone.

Summary and Conclusions

The above-reported parameter ratios suggest that the formulation of the invention resulted in slightly higher plasma buprenorphine and naloxone concentrations and slightly lower plasma norbuprenorphine concentrations than the comparator. The former result is despite the initial dose being lower which indicates that it may be possible to reduce dose still further. Tablets comprising formulations of the invention also disintegrated faster than the comparator.

Example 3

Buprenorphine/Naloxone Sublingual Tablets II

3.97 g of micronized naloxone hydrochloride dihydrate was mixed together with microcrystalline cellulose (20.00 g; Avicel™ PH102 (mean particle size 100 µm), FMC Biopolymer) and croscarmellose sodium (7.20 g; AcDiSol™, FMC Biopolymer) in a tumble blender (Turbula, WAG, Switzerland) for 40 hours.

14.04 g of micronised buprenorphine hydrochloride was mixed together with mannitol (130.30 g; Pearlitol™ 200SD, Roquette, Lestrem, France), sieved citric acid (6.00 g; fine granular 16/40 grade, DSM, Switzerland, Basel) and sieved (to avoid agglomeration), sodium citrate (19.50 g) Emprove™ cryst., Merck, Darmstadt, Germany) and blended in a tumble blender for 42 hours.

Menthol (2.00 g; Emprove™ cryst., Merck KGaA, Darmstadt, Germany) was mortared until a fine powder was formed and was blended with silicon dioxide, colloidal (0.20 g; Aerosil™ 200 Pharma), (1:1 volume ratio).

Sucralose (6.00 g, Merck KGaA, Darmstadt, Germany) was added to the buprenorphine premix. The naloxone premix and the rest of the silicon dioxide colloidal (2.80 g) were added by co-sieving into the buprenorphine premix. The menthol-silicon dioxide blend was added by sieving to the buprenorphine premix and all ingredients were mixed for 1 hour.

Sodium stearyl fumarate (8.00 g; Pruv™, JRS Pharma, Polanco, Spain) was then added by sieving into this mixture and mixing continued in the tumble blender for 10 minutes.

5 The final powder mixture was then compressed into tablets in a tablet machine (Korsch EK0) equipped with 7 mm round, flat faced, radius-edged punches, to a tablet weight of 110 mg and a tablet crushing strength of 30-35 N.

Example 4

10 *In Vivo Experiment*

Placebo tablets prepared according to the procedure described in Example 1 above (excluding buprenorphine, but including naloxone) were first administered sublingually.

15

Sublingual saliva pH was measured *in vivo* using a Schott CG 842P pH Meter attached to a Schott Flatrode™-electrode (pH 0-14, 0-60°C). The Flatrode™ has a super-flat membrane for surface measurements and a robust plastic shaft with a ring diaphragm, which guarantees a quick response *via* enhanced contact
20 between the sample and reference. The diameter of the flat surface of the electrode is 6.0 mm giving a measuring surface of 0.28 cm².

The Flatrode was positioned (at an open mouth angle of 45°) gently behind the lower teeth, just beside the tablet in the mouth. A very gentle pressure was
25 applied in order to measure pH in saliva rather than venous blood pH (typically pH 7.4).

pH was measured at time intervals of 0, 30, 60 and 90 seconds (over 5 seconds until a stable value was observed). Care was taken to avoid accidental
30 withdrawal of dissolved powder by the electrode. The mouth was shut between measurements with no active swallowing.

Triplicate runs were carried out to ensure a reliable pH-profile. Between runs, the mouth was washed thoroughly with water and pH measured prior to
35 administration to obtain a new zero-value.

The results indicated that the pH decrease peaked at around 35-40 seconds. It can be seen from Figure 4 that the body rapidly compensates for the modified pH and also slightly overcompensates, and that the window of opportunity (i.e. the time range with a 0.5 pH unit decrease (at least) compared to resting pH) for increased solubility of buprenorphine is only about 80 seconds, starting after 10 seconds (n=4).

Example 5

10 Comparative *In Vitro* Small-Volume Funnel Dissolution Experiment I

In addition to the sublingual tablets described in Example 3 above, two other otherwise identical batches of sublingual tablets were prepared using the same methodology, except that, in one case, the buprenorphine hydrochloride was not micronized, and in the other, no citric acid and sodium citrate were included (instead a further 12.75 mg per tablet of mannitol was included).

Tablets from the three above-mentioned tablet batches, as well as Suboxone tablets (buprenorphine 8 mg/naloxone 2 mg; Reckitt Benckiser Healthcare Ltd, Hull, UK) were placed on top of a Porosity 1 20 mm diameter silica filter in a 55 mm (upper inner diameter) glass funnel.

Potassium phosphate buffer with a pH of 6.8 (USP/NF), which mimics saliva, was allowed to drip through a soft PVC plastic tube with an inner diameter of 3 mm onto the tablets at a rate, set by a peristaltic pump (Flocon 1003), of 2 mL per minute. The distance between the end of the plastic tube and the silica filter in the funnel was set at approximately 7.5 cm, in order, along with the dripping rate, to correspond to a force similar to the pressure of the underside of the tongue. The small amounts of water involved endeavour to mimic the low amounts of water available *in vivo* under the human tongue.

pH was measured over time using a Mettler Toledo InLab Expert Pro electrode (pH 0-14; 0-100°C) attached to standard Mettler Toledo 340 pH meter positioned at the outlet of the glass funnel.

35

To measure the release of active pharmaceutical ingredients over time from the tablets, a glass beaker equipped with a magnetic stirrer containing 490 mL of potassium phosphate buffer pH 6.8 (USP/NF) collected the drops from the funnel.

5 800 μ L samples were withdrawn from the beaker using a calibrated micropipette at intervals of 0.5, 1.0, 1.5, 2.0, 2.5, 3.0, 3.5, 4.0, 4.5, 5.0, 10.0, 15.0 and 20.0 minutes. These samples were emptied into 1 mL vials already containing 200 μ L of diluted phosphoric acid. No additional buffer was added to the collection beaker to compensate. It started with a volume of 490 mL and ended with a
10 volume of 520 mL (the difference between 40 mL added to the beaker over 20 minutes, and 10.4 mL removed in total (13 x 0.8 mL) is 29.6 mL (i.e. about 30 mL)). It was decided to start at 490 mL instead of 485 mL to be as close to 500 mL for as long a period as possible. The exact individual volumes were of course calculated for each sample.

15

Three tablets from each of the four tablet table batches in the trial were analysed as release test samples. Amounts of buprenorphine and naloxone were measured using HPLC (Agilent 1000; Diode array-detector, gradient pump, autosampler, column oven), with a gradient method with UV detection at 210 nm.

20

pH was plotted over time for the following four tablet batches and the results are shown in Figure 5 (tablets prepared according to Example 3 (squares); non-micronised buprenorphine equivalents (crosses); equivalents without citric acid/sodium citrate (diamonds); and Suboxone (triangles)). The dashed line in
25 Figure 5 is the superimposed *in vivo* profile from Figure 4.

The drug release profiles over the first 5 minutes for buprenorphine and naloxone are presented in Figures 6, and 7, respectively. Although Suboxone has a 23% higher drug loading than all of the other tablets, it produces a buprenorphine
30 release after 20 minutes through the funnel of only 75% of that of the tablets according to the invention. The difference is most noticeable over the first 5 minutes.

Example 6

Buprenorphine/Naloxone Sublingual Tablets III

336.0 g of micronized naloxone hydrochloride dihydrate was mixed together with
5 microcrystalline cellulose (2000.0 g; Avicel™ PH102 (mean particle size 100 µm),
FMC Biopolymer, Wallington, Little Island, Co. Cork, Ireland) and croscarmellose
sodium (720.0 g; AcDiSol™, FMC Biopolymer, Wallington, Little Island, Co. Cork,
Ireland) in a 12 L double cone blender (Sewin, Zickert systems, Kungsbacka,
Sweden) for 3 hours.

10 Citric acid (600.0 g; fine granular 16/40 grade, DSM, Switzerland, Basel), sodium
citrate (1950.0 g Emprove™ cryst., Merck, Darmstadt, Germany) and silicon
dioxide, colloidal (480.0 g Aerosil™ 200 Pharma, Evonik Degussa GmbH,
Rheinfelden, Germany) were deagglomerated together with Quadro comil
15 apparatus (Quadro Engineering, Ontario, Canada) and premixed with two thirds
of a pre-measured amount of mannitol (8737.3 g; Pearlitol™ 200SD, Roquette,
Lestrem, France) in a 60 L double cone blender (Sewin, Zickert systems,
Kungsbacka, Sweden) for 5 minutes.

20 1188.0 g of the micronised buprenorphine hydrochloride was added to the premix
and the other third of the mannitol (4368.7 g) was added on top of the
buprenorphine hydrochloride and all ingredients were mixed for 3 hours.

Menthol (200.0 g; Emprove™ cryst., Merck KGaA, Darmstadt, Germany) was
25 milled with Quadro comill. Silicon dioxide, colloidal (20.0 g) and milled menthol
(1:1 volume ratio) was processed with Quadro comill in order to deagglomerate
the silicon dioxide (colloidal).

Sucralose (600.0 g, Merck KGaA, Darmstadt, Germany), the naloxone premix
30 and the menthol-silicon dioxide blend were added to the buprenorphine premix
and all ingredients were mixed for 1 hour.

Sodium stearyl fumarate (800.0 g; Pruv™, JRS Pharma, Polanco, Spain) was
deagglomerated with Quadro comil and added to double cone blender and mixed
35 for 10 minutes.

The final powder mixture was then compressed into tablets in a tablet machine (Korsch XL100, Korsch AG, Berlin, Germany) equipped with 7 mm round, flat faced, radius-edged punches, to a tablet weight of 110 mg and a tablet crushing strength of 30-35 N.

Example 7

Buprenorphine/Naloxone Sublingual Tablets IV

200,000 100 mg buprenorphine/naloxone (4:1 dose ratio) tablets comprising a 1.4 mg dose of buprenorphine (calculated as the free base) were prepared using essentially the same procedure as described in Example 6.

Example 8

Buprenorphine/Naloxone Sublingual Tablets V

200,000 110 mg buprenorphine/naloxone (4:1 dose ratio) tablets comprising a 5.7 mg dose of buprenorphine (calculated as the free base) were prepared using essentially the same procedure as described in Example 6.

Example 9

Comparative *In Vitro* Small-Volume Funnel Dissolution Experiment II

Using the *in vitro* small-volume funnel dissolution procedure described in Example 5, pH profiles (measurement of pH over time) were obtained for:

- (a) buprenorphine/naloxone sublingual tablets prepared as described in Example 8;
- (b) buprenorphine/naloxone sublingual tablets prepared essentially as described in Example 8, except that the citric acid and sodium citrate were included during the mixing step in which the two APIs are mixed together;
- (c) buprenorphine/naloxone sublingual tablets prepared essentially as described in Example 8, but without citric acid (i.e. sodium citrate only);
- (d) buprenorphine/naloxone sublingual tablets prepared essentially as described in Example 8, but without sodium citrate (i.e. citric acid only);

(e) buprenorphine/naloxone sublingual tablets prepared essentially as described in Example 8, except that tartaric acid (Sigma-Aldrich) was used instead of citric acid and sodium citrate; and

(f) Suboxone® film (8 mg buprenorphine/2 mg naloxone; Reckitt Benckiser Healthcare Ltd, Hull, UK).

In the case of tablets (c), and (d), an equivalent amount of mannitol was employed instead of the citric acid, and the sodium citrate, respectively, that was excluded. In the case of tablets (e), 2 mg (per tablet) of tartaric acid and an extra 10.75 mg (per tablet) of mannitol were employed.

The results are shown in Figure 8 (tablets (a) – diamonds; tablets (b) – light grey squares; tablets (c) - triangles; tablets (d) – black squares; tablets (e) – mid-grey squares; and Suboxone films (f) - circles). Also superimposed on Figure 8 are:

- (i) the *in vivo* profile from Figure 4 (dashed line); and
- (ii) the *in vitro* pH profile previously obtained for Suboxone® tablets (solid line; originally presented in Figure 5).

The drug release/dissolution profiles over the first 5 minutes for buprenorphine are presented in Figure 9. It can be clearly seen from Figures 8 and 9 taken together that drug dissolution correlates strongly with how much the pH is lowered during first 1 minute to 2 minutes after the start of the experiment (corresponding to sublingual administration *in vivo*). It can also be seen that the largest pH drop, and the highest dissolution rate, were obtained when citric acid alone was used.

The following numbered paragraphs define particular aspects of the present invention:

1. A pharmaceutical composition comprising microparticles of a pharmacologically-effective amount of buprenorphine, or a pharmaceutically-acceptable salt thereof, in associative admixture with particles comprising a weak acid, or particles comprising weakly-acidic buffer forming materials.

2. A composition according to paragraph 1, wherein the microparticles of buprenorphine have a weight based mean diameter of less than about 15 μm .
3. A composition according to paragraph 1 or paragraph 2, wherein the weakly acidic material comprises citric acid, tartaric acid, malic acid, fumaric acid, adipic acid, succinic acid, lactic acid, acetic acid, oxalic acid, maleic acid, ammonium chloride or a combination thereof.
4. A composition according to paragraph 1 or paragraph 2, wherein the buffer forming materials comprise a combination of a weakly acidic material and a salt of a weakly acidic material.
5. A composition according to paragraph 4, wherein the weakly acidic material is as defined in paragraph 3.
6. A composition according to paragraph 4 or paragraph 5, wherein the salt is sodium citrate, potassium citrate, sodium tartrate or potassium tartrate.
7. A composition according to any one of the preceding paragraphs wherein the buffer system is citric acid/sodium citrate.
8. A composition according to any one of the preceding paragraphs which is presented as an interactive mixture comprising microparticles of buprenorphine or a pharmaceutically acceptable salt thereof presented upon the surfaces of carrier particles.
9. A composition according to paragraph 8, wherein the carrier particles are of a size that is between about 100 and about 800 μm .
10. A composition according to paragraph 8 or paragraph 9, wherein the carrier particles are water-soluble.
11. A composition according to any one of paragraphs 8 to 10, wherein the carrier particles comprise mannitol.

35

12. A composition according to any one of paragraphs 8 to 11, wherein the particles of weak acid, or of weakly-acidic buffer forming materials, are presented and act as carrier particles.

5 13. A pharmaceutical composition according to any one of the preceding paragraphs, which further comprises a disintegrant.

14. A composition according to paragraph 13, wherein the disintegrant is a superdisintegrant selected from croscarmellose sodium, sodium starch glycolate,
10 crosslinked polyvinylpyrrolidone or a mixture thereof.

15. A pharmaceutical composition according to any one of the preceding claims, which further comprises a pharmacologically-effective amount of naloxone, or a pharmaceutically-acceptable salt thereof.

15

16. A pharmaceutical composition according to paragraph 15, wherein the composition comprises particles comprising naloxone or salt thereof and disintegrant.

20 17. A composition according to any one of the preceding paragraphs which is in the form of a tablet suitable for sublingual administration.

18. A process for the preparation of a composition as defined in any one of paragraphs 8 to 17, which comprises dry mixing carrier particles with
25 buprenorphine or salt thereof.

19. A process for the preparation of a composition as defined in any one of paragraphs 15 to 17, which comprises a process according to paragraph 18, followed by admixing with particles comprising naloxone or salt thereof and
30 disintegrant.

20. A process for the preparation of a sublingual tablet as defined in paragraph 17, which comprises directly compressing or compacting a composition as defined in any one of paragraphs 1 to 16.

35

21. A method of treatment of opioid dependency and/or addiction, and/or pain, which method comprises administration of a composition as defined in any one of paragraphs 1 to 17 to a person suffering from, or susceptible to, the relevant condition(s).

5

22. A composition as defined in any one of paragraphs 1 to 17 for use in a method of treatment of opioid dependency and/or addiction, and/or pain.

23. The use of a composition as defined in any one of paragraphs 1 to 17 for the
10 manufacture of a medicament for a method of treatment of opioid dependency and/or addiction, and/or pain.

In this specification where reference has been made to patent specifications, other external documents, or other sources of information, this is generally for the
15 purpose of providing a context for discussing the features of the invention. Unless specifically stated otherwise, reference to such external documents is not to be construed as an admission that such documents, or such sources of information, in any jurisdiction, are prior art, or form part of the common general knowledge in the art.

20

In the description in this specification reference may be made to subject matter that is not within the scope of the claims of the current application. That subject matter should be readily identifiable by a person skilled in the art and may assist in putting into practice the invention as defined in the claims of this application.

25

WHAT WE CLAIM IS:

1. A tablet suitable for sublingual administration comprising:
 - (a) microparticles of buprenorphine, or a pharmaceutically-acceptable salt thereof;
 - 5 (b) particles comprising a weak acid;
 - (c) naloxone, or a pharmaceutically-acceptable salt thereof; and
 - (d) a disintegrant,wherein, in an *in vitro* small-volume funnel dissolution test (as herein defined), the tablet exhibits:
 - 10 (1) a maximum pH drop from 6.8 of between 0.5 and 5 pH units within about 1 minute; followed by
 - (2) a return to the initial pH (± 0.5) within about 3 minutes,with the pH drop and increase being measured from the start of dripping from the outlet of the glass funnel.
- 15 2. A tablet as claimed in Claim 1, wherein the dose ratio of buprenorphine:naloxone is about 4:1 (calculated as free bases).
3. A tablet as claimed in Claim 2 wherein the dose of buprenorphine is 11.4 mg, 8.6 mg, 5.7 mg, 2.9 mg or 1.4 mg.
- 20 4. A tablet as claimed in any one of the preceding claims, wherein the microparticles of buprenorphine or salt thereof are associatively admixed together with the particles comprising weak acid.
- 25 5. A tablet as claimed in Claim 4, wherein the admixture comprises dry mixing the microparticles of buprenorphine, or salt thereof, together with the particles comprising weak acid.
- 30 6. A tablet as claimed in any one of the preceding claims, wherein the weakly acidic material comprises citric acid, tartaric acid, malic acid, fumaric acid, adipic acid, succinic acid, lactic acid, acetic acid, oxalic acid, maleic acid, ammonium chloride or a combination thereof.

7. A tablet as claimed in any one of the preceding claims, in which microparticles of buprenorphine or pharmaceutically acceptable salt thereof are attached to, adhered to, or associated with, the surfaces of larger carrier particles.

5

8. A tablet as claimed in Claim 7 in which said particles comprising weak acid are presented, at least in part, upon the surfaces of, and/or between, said carrier particles.

10 9. A tablet as claimed in any one of the preceding claims, wherein the disintegrant is selected from the group croscarmellose sodium, sodium starch glycolate, crosslinked polyvinylpyrrolidone and mixtures thereof.

15 10. A tablet as claimed in any one of the preceding claims, wherein the naloxone or pharmaceutically-acceptable salt thereof is provided in the form of particles.

20 11. A use of a tablet according to any one of the preceding claims for the manufacture of medicament for use in a method of treatment of a patient, which method comprises administration of said tablet to said patient.

12. A use of a tablet comprising:

- (i) microparticles of a pharmacologically-effective amount of buprenorphine, or a pharmaceutically-acceptable salt thereof;
- 25 (ii) particles comprising a weak acid;
- (iii) particles of a pharmacologically-effective amount of naloxone, or a pharmaceutically-acceptable salt thereof; and
- (iv) a disintegrant,

30 wherein the dose ratio of buprenorphine:naloxone is about 4:1 (calculated as free bases), for the manufacture of a medicament for use in a method of treatment of a patient, which method comprises sublingual administration of said tablet to said patient.

13. A use as claimed in Claim 11 or Claim 12, wherein said administering is for treatment of opioid dependency and/or addiction.

14. A use as claimed in Claim 13, wherein the dose of buprenorphine in the tablet is 11.4 mg, 8.6 mg, 5.7 mg, 2.9 mg, or 1.4 mg; and wherein the use achieves, after an initial dose, a plasma-concentration time profile as
5 characterized by:

- (a) the maximum plasma concentration (C_{max}); and/or
- (b) the total area under the plasma concentration-time curve from time zero to the time of the last measured plasma concentration (AUC_t); and/or
- (c) the area under the plasma concentration-time curve from time zero to
10 the last concentration extrapolated to infinity based on the elimination rate constant (AUC_{inf}),

for buprenorphine and naloxone that is between about 80% and about 125% of the corresponding values obtained for a random mixture compressed tablet comprising doses of buprenorphine:naloxone that are 16:4 mg, 12:3 mg, 8:2 mg,
15 4:1 mg or 2:0.5 mg, respectively.

15. A use as claimed in Claim 14, wherein the random mixture compressed tablets are formed by compression of a random mixture, prepared by wet granulation of a standard mixture comprising buprenorphine hydrochloride,
20 naloxone hydrochloride dihydrate, lactose monohydrate, mannitol, maize starch, povidone K30, citric acid (anhydrous granular), sodium citrate, natural lemon and lime flavour, acesulfame potassium and magnesium stearate, and have a tablet strength in the range of about 80 to about 180 N (US Pharmacopeia method <1217>).

25 16. A use as claimed in any one of Claims 12 to 15, wherein the weakly acidic material comprises citric acid, tartaric acid, malic acid, fumaric acid, adipic acid, succinic acid, lactic acid, acetic acid, oxalic acid, maleic acid, ammonium chloride or a combination thereof.

30 17. A use as claimed in any one of Claims 12 to 16, wherein the disintegrant is selected from the group croscarmellose sodium, sodium starch glycolate, crosslinked polyvinylpyrrolidone and mixtures thereof.

18. A tablet as claimed in Claim 1, substantially as herein described with reference to any example thereof.

19. A use as claimed in Claim 11 or 12, substantially as herein described with
5 reference to any example thereof.

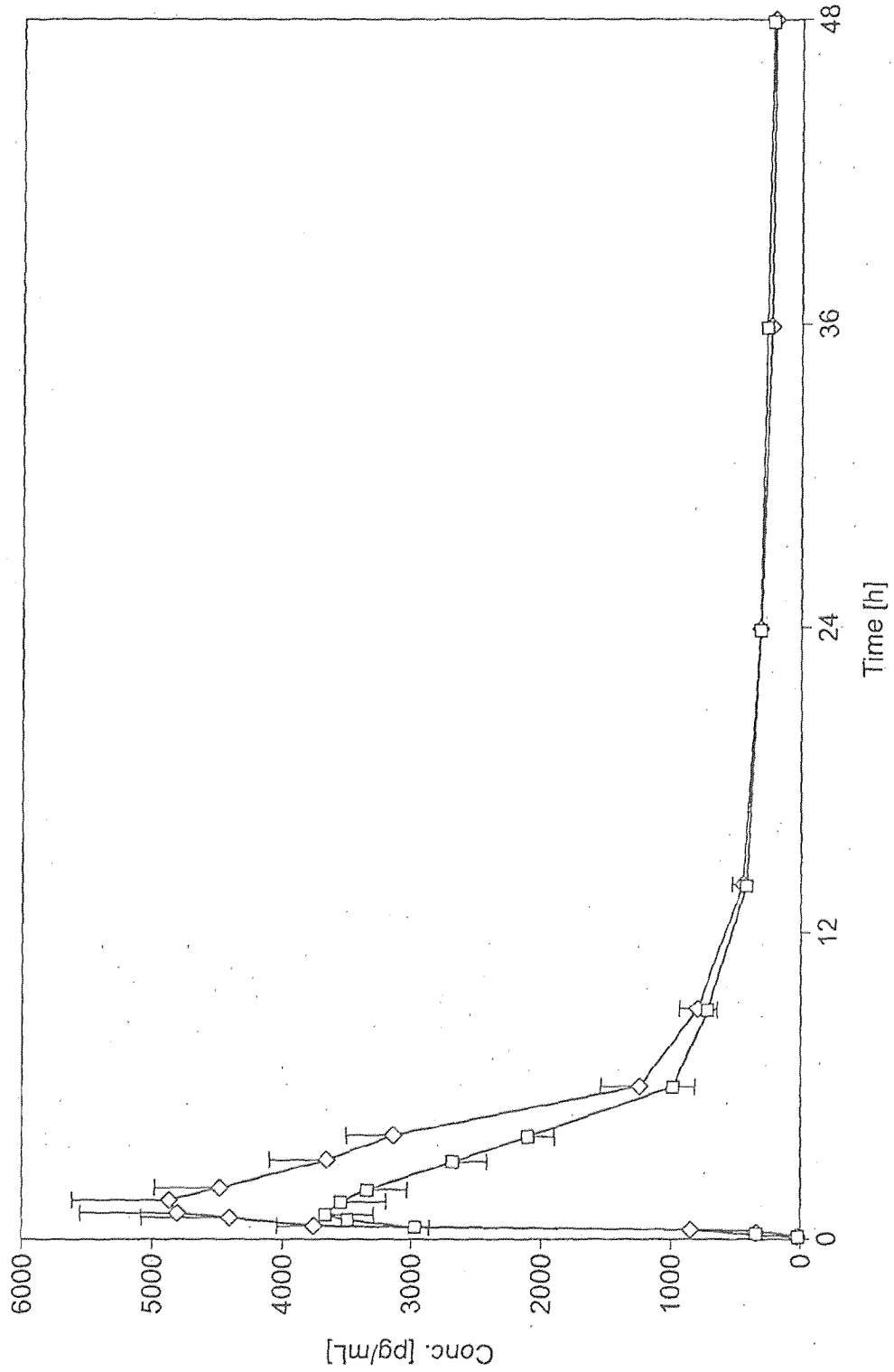


FIG. 1

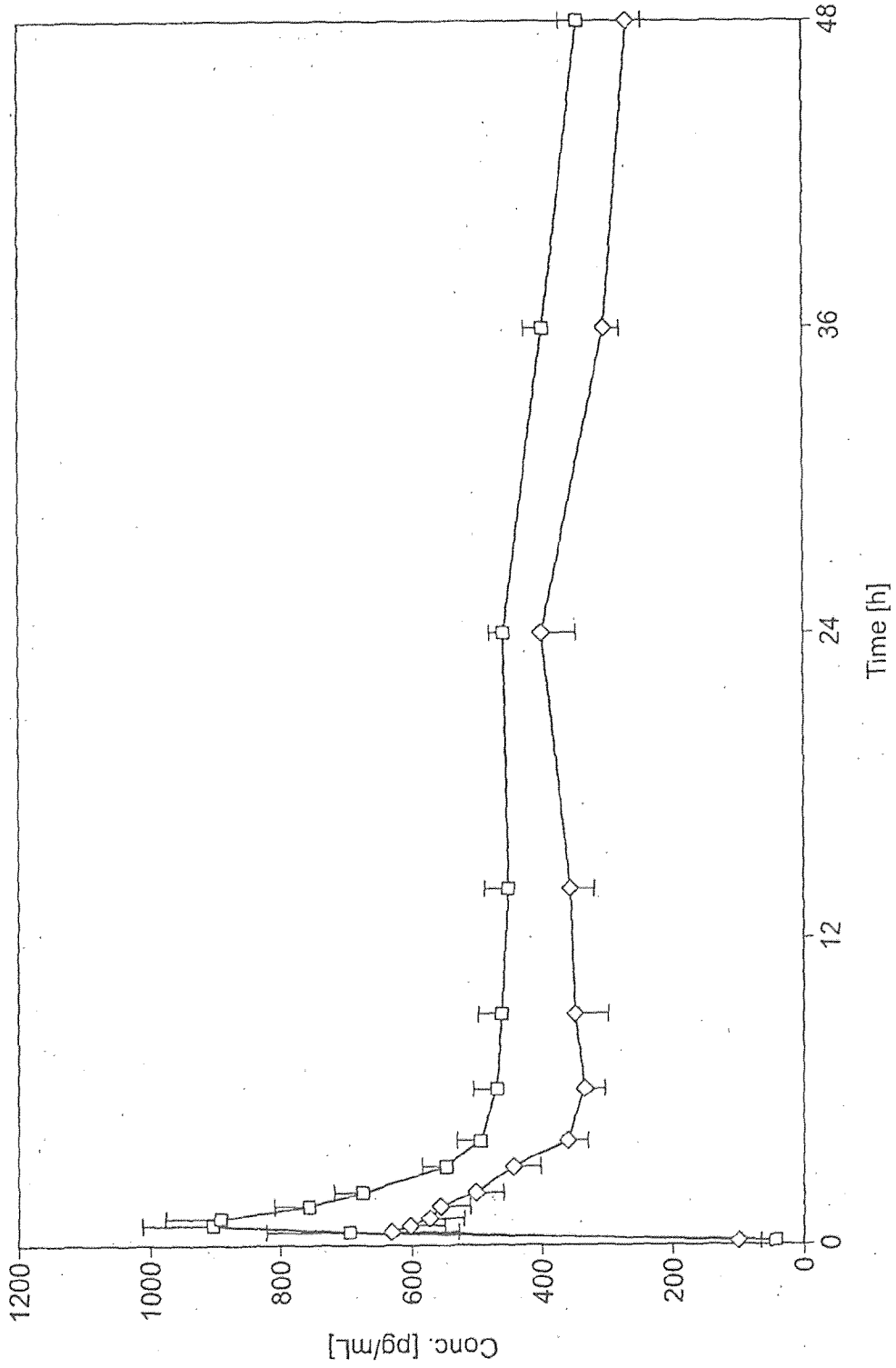


FIG. 2

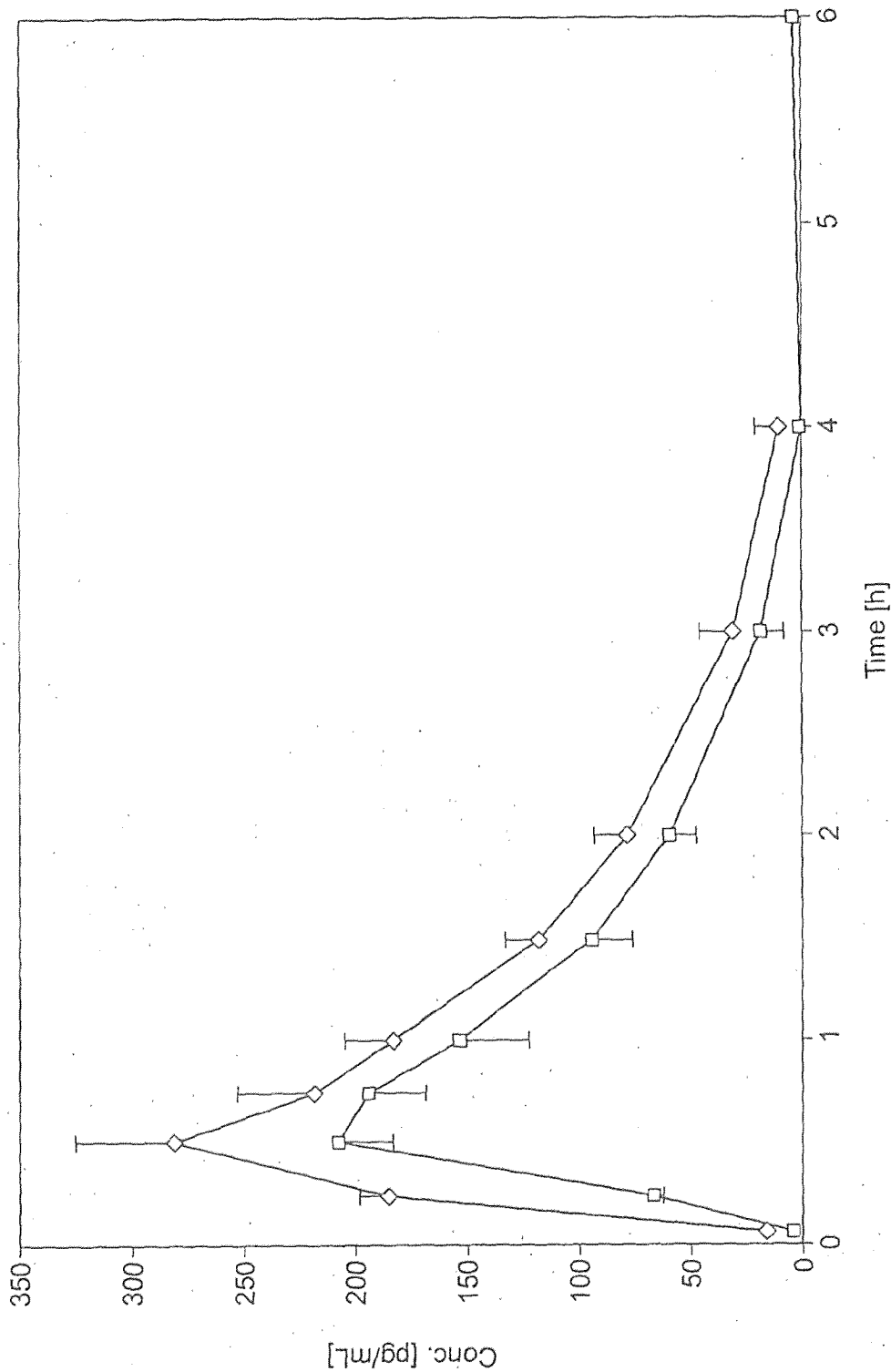


FIG. 3

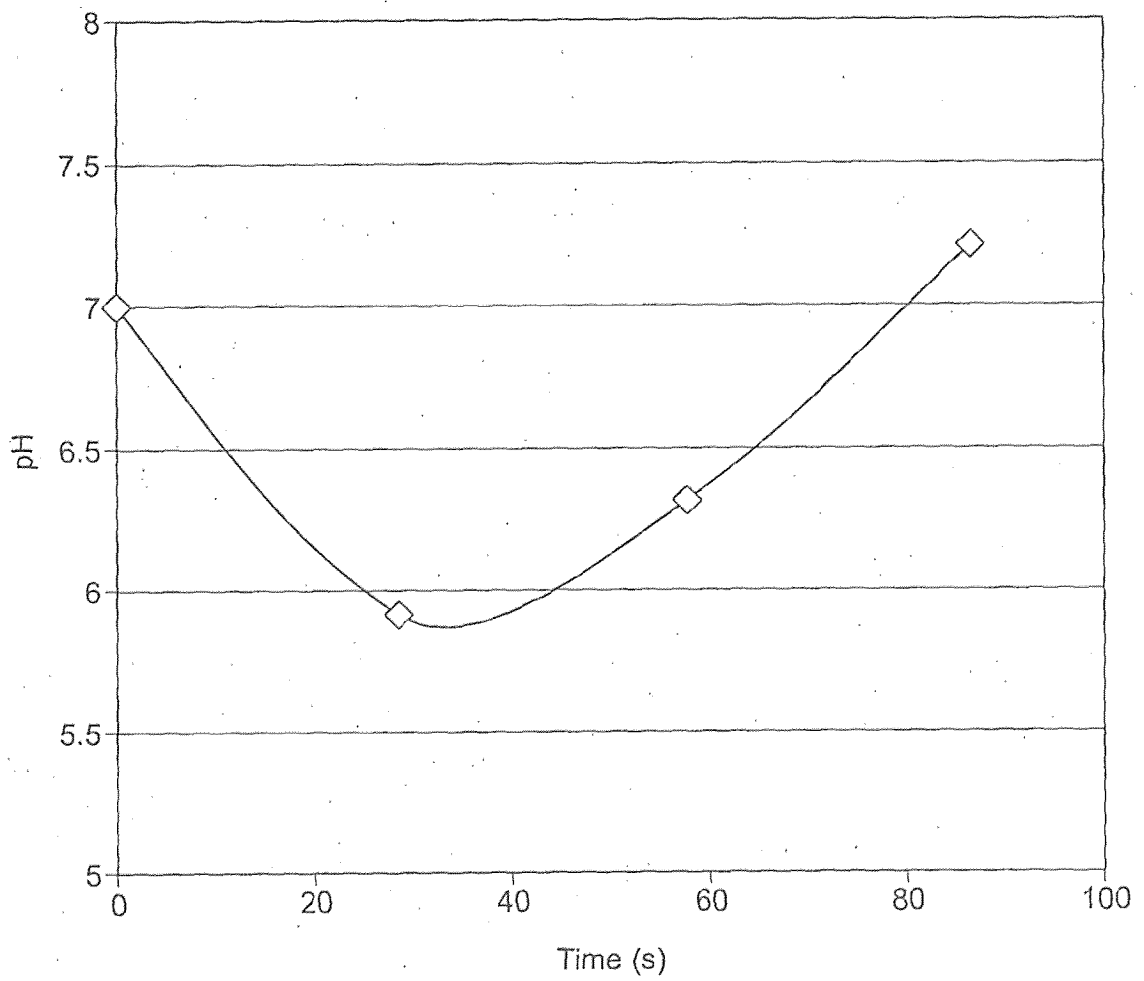


FIG. 4

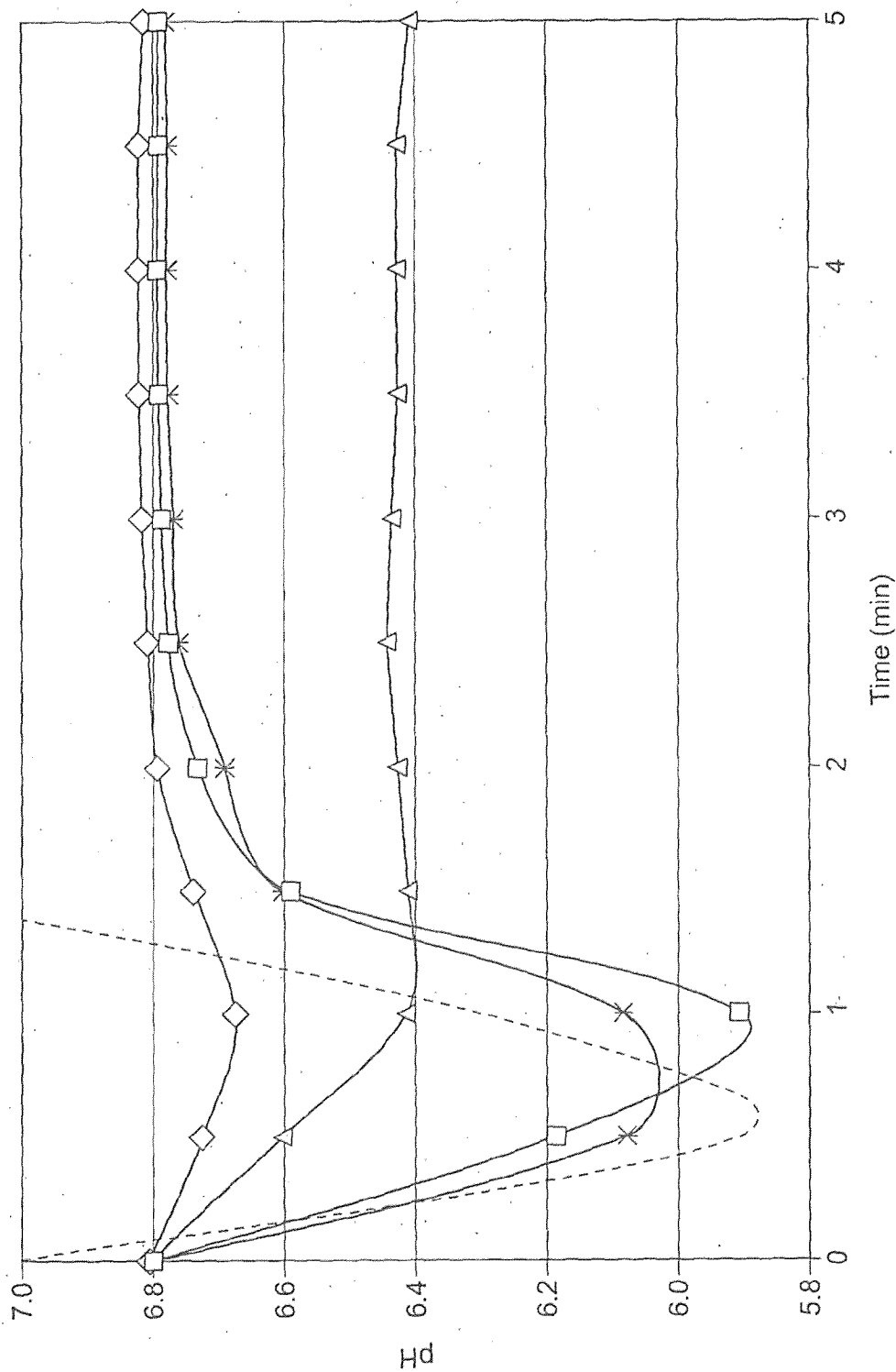


FIG. 5

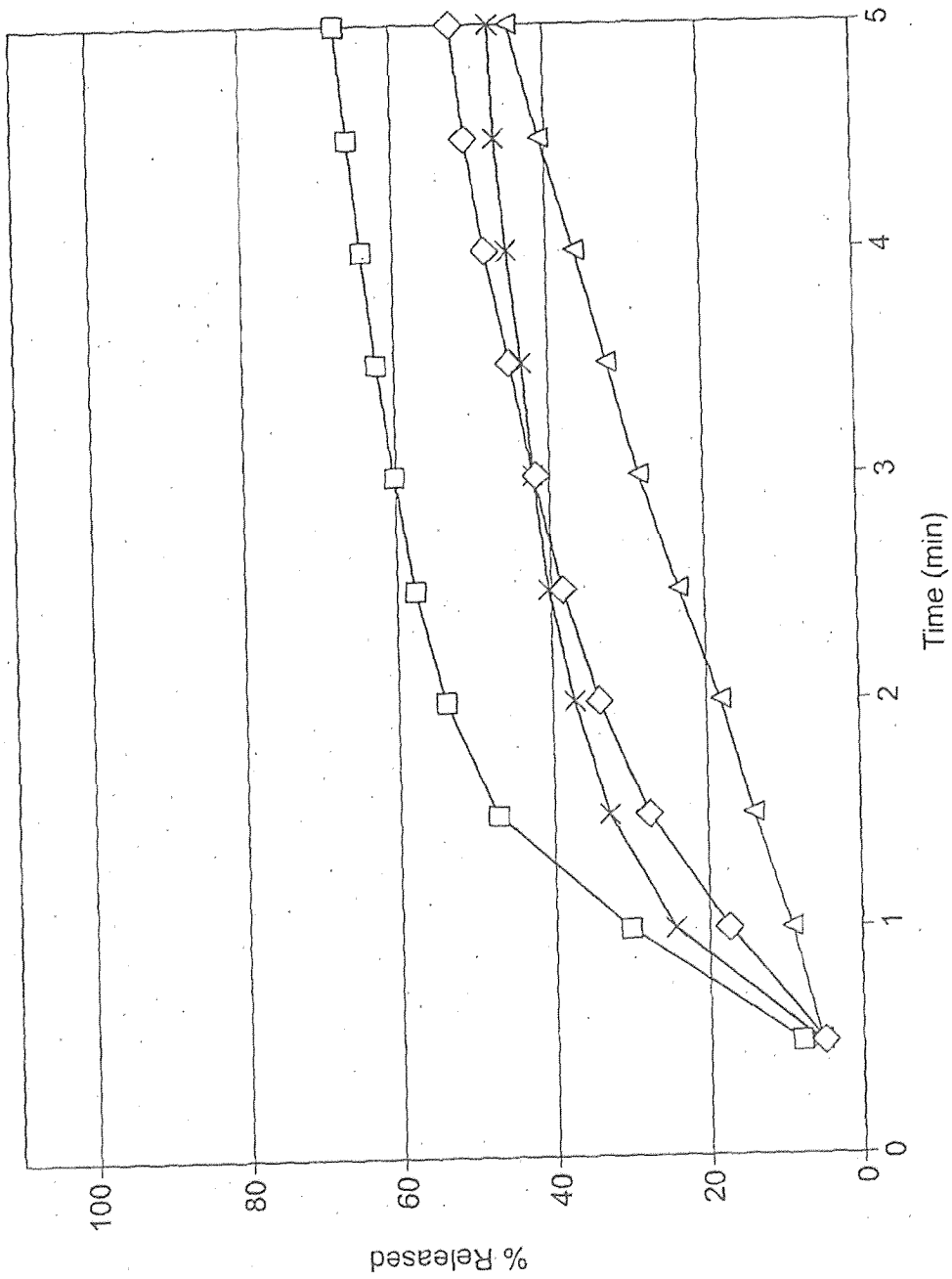


FIG. 6

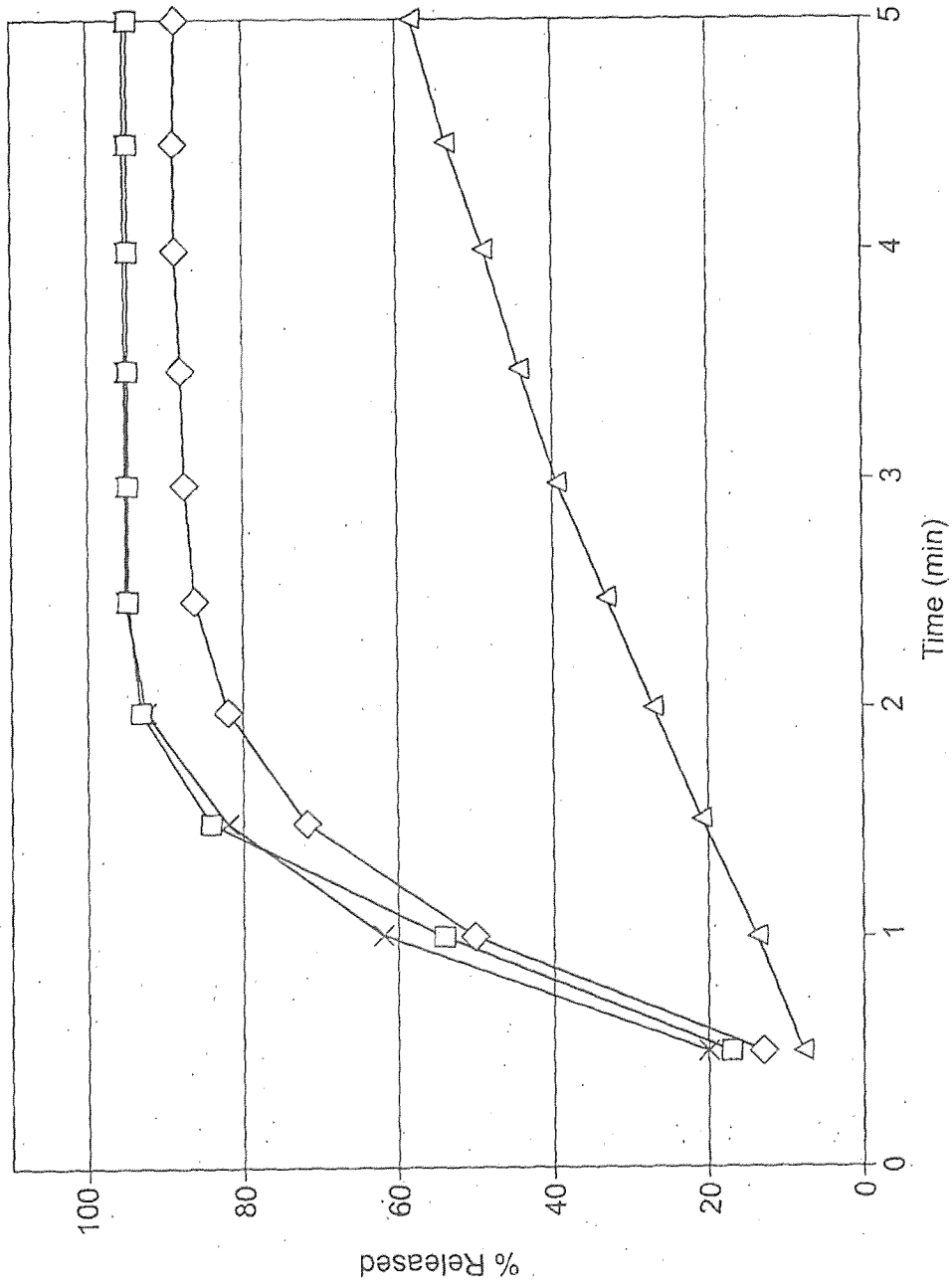


FIG. 7

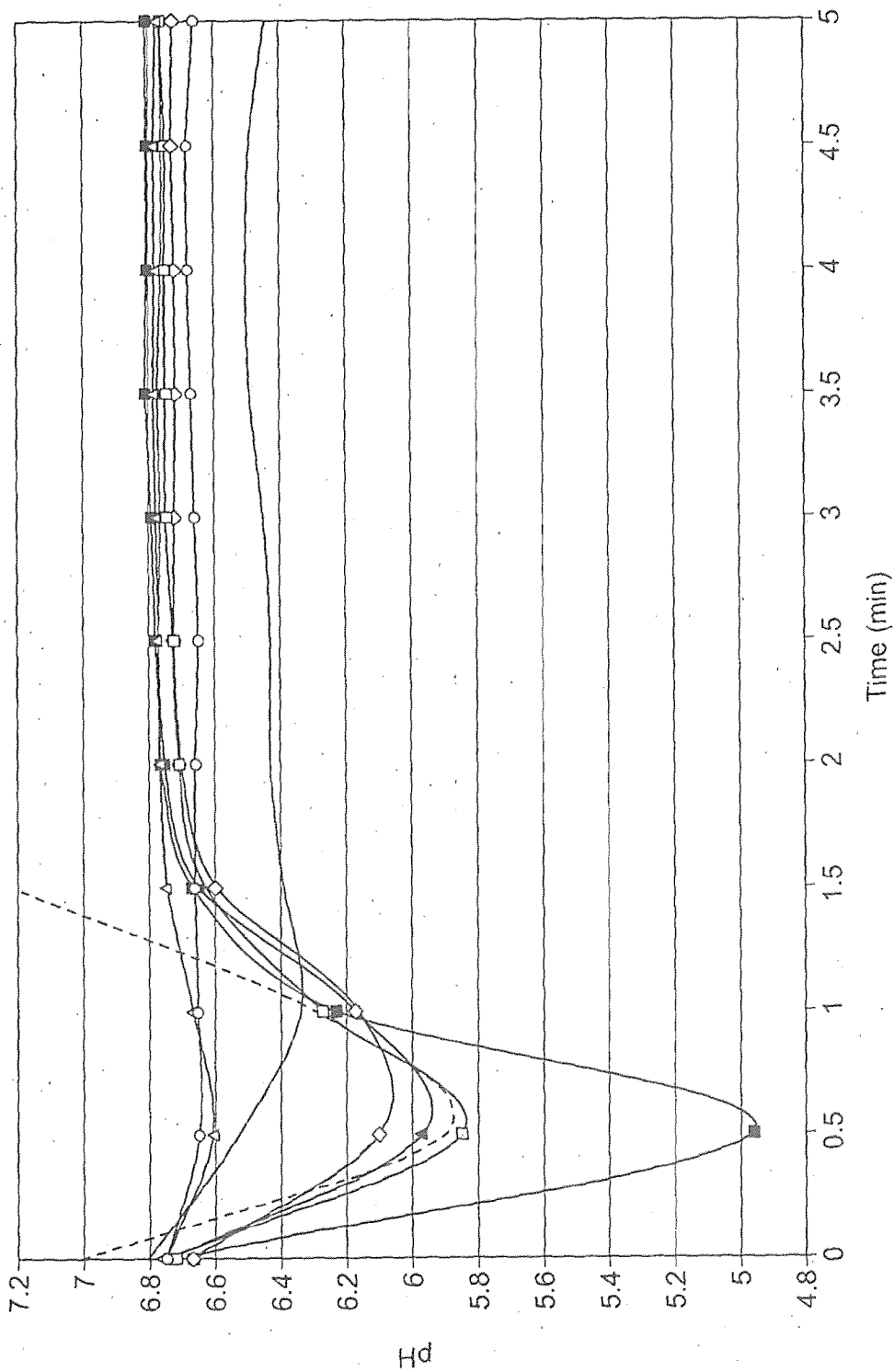


FIG. 8

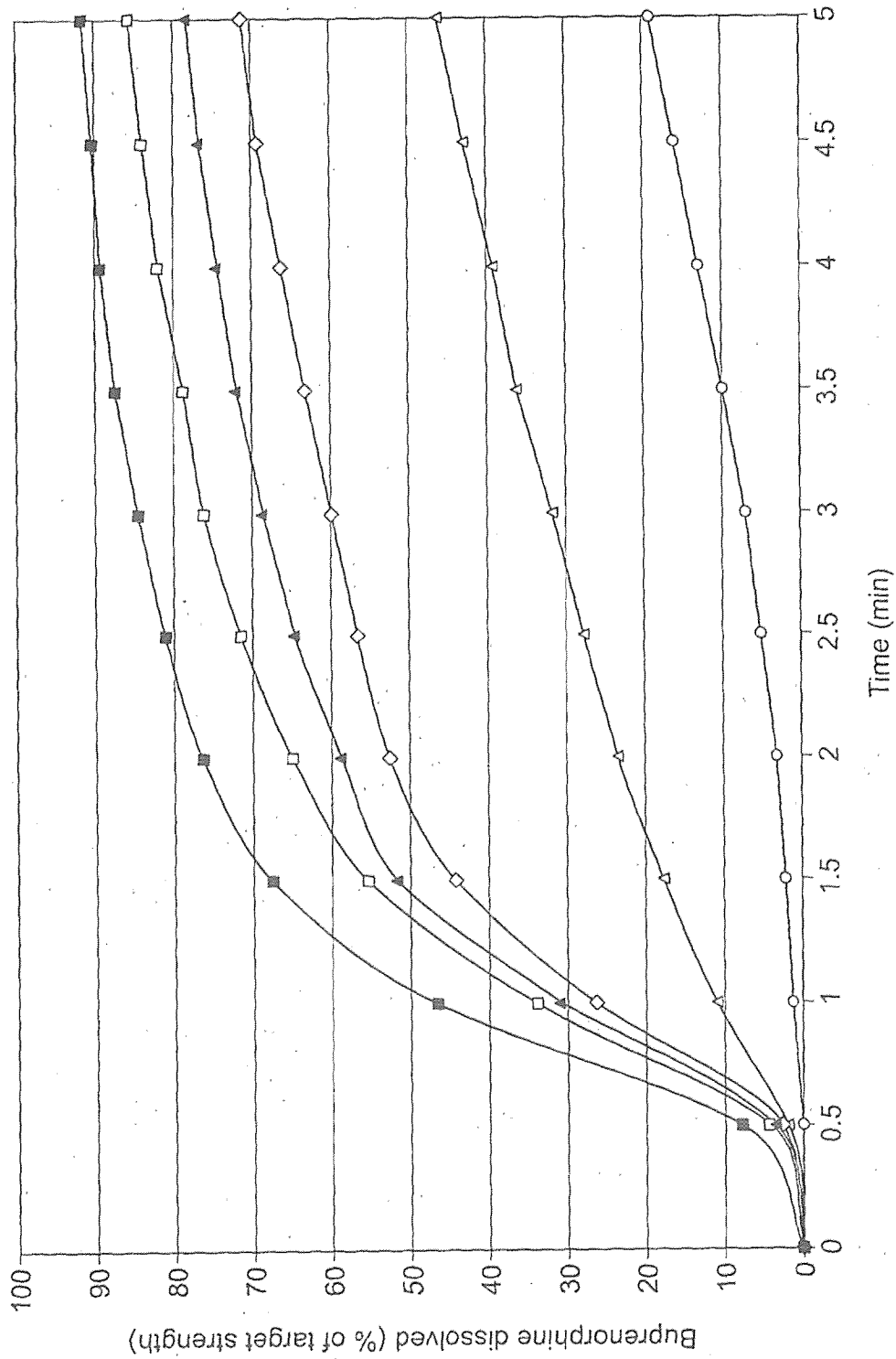


FIG. 9