



US00D879457S

(12) **United States Design Patent**
Hatfield et al.

(10) **Patent No.:** **US D879,457 S**

(45) **Date of Patent:** **** Mar. 31, 2020**

(54) **SHOE**

(71) Applicant: **NIKE, Inc.**, Beaverton, OR (US)

(72) Inventors: **Tinker L. Hatfield**, Portland, OR (US);
David Jonathan Cin, Portland, OR (US)

(73) Assignee: **NIKE, Inc.**, Beaverton, OR (US)

(**) Term: **15 Years**

(21) Appl. No.: **29/682,184**

(22) Filed: **Mar. 1, 2019**

(51) **LOC (12) Cl.** **02-04**

(52) **U.S. Cl.**
USPC **D2/972**

(58) **Field of Classification Search**
USPC D2/896, 897, 902, 904, 906-908, 946,
D2/969, 972-974; D5/47, 49, 50, 53, 54,
D5/56, 60
CPC ... A43B 13/181; A43B 13/141; A43B 13/186;
A43B 13/188; A43B 23/00; A43B 23/02;
A43B 5/00; A43B 23/26; A43B 1/04;
A43B 11/14; A43B 7/00; A43B 3/12;
A43C 3/00; A43C 5/00; A43C 7/00;
A43C 11/004
See application file for complete search history.

(56) **References Cited**

U.S. PATENT DOCUMENTS

D96,687 S	8/1935	Lutz	
D352,387 S *	11/1994	Poetsch	D2/969
D413,718 S *	9/1999	Lupo	D2/972
D434,551 S	12/2000	Snyder	
D448,148 S *	9/2001	Matis	D2/902
D476,145 S *	6/2003	Adams	D2/969
D487,336 S	3/2004	Matis	
D492,098 S	6/2004	Magro	
D513,836 S	1/2006	Magro et al.	

D538,024 S *	3/2007	Belley	D2/969
D538,025 S *	3/2007	Belley	D2/969
D546,053 S *	7/2007	Mayden	D2/972
D546,544 S *	7/2007	DiTullo, Jr.	D2/972
D549,442 S	8/2007	Harlow	
D550,933 S	9/2007	Hulbert	
D565,283 S	4/2008	Smith et al.	

(Continued)

OTHER PUBLICATIONS

Nike Footwear Catalog, 1998 Fall Men's/Specialty and Women's/
Kids' Footwear, p. M17, published Dec. 1997, NIKE, Inc., USA.

Primary Examiner — Dominic V Simone

(74) *Attorney, Agent, or Firm* — Banner & Witcoff, Ltd.

(57) **CLAIM**

The ornamental design for a shoe, as shown and described.

DESCRIPTION

FIG. 1 is a front perspective view of a shoe showing my new design;

FIG. 2 is a side view thereof;

FIG. 3 is a front view thereof;

FIG. 4 is an opposite side front perspective view thereof;

FIG. 5 is an opposite side view thereof;

FIG. 6 is a top view thereof;

FIG. 7 is a front perspective view of a shoe showing an alternative embodiment of our new design;

FIG. 8 is a side view thereof;

FIG. 9 is front view thereof;

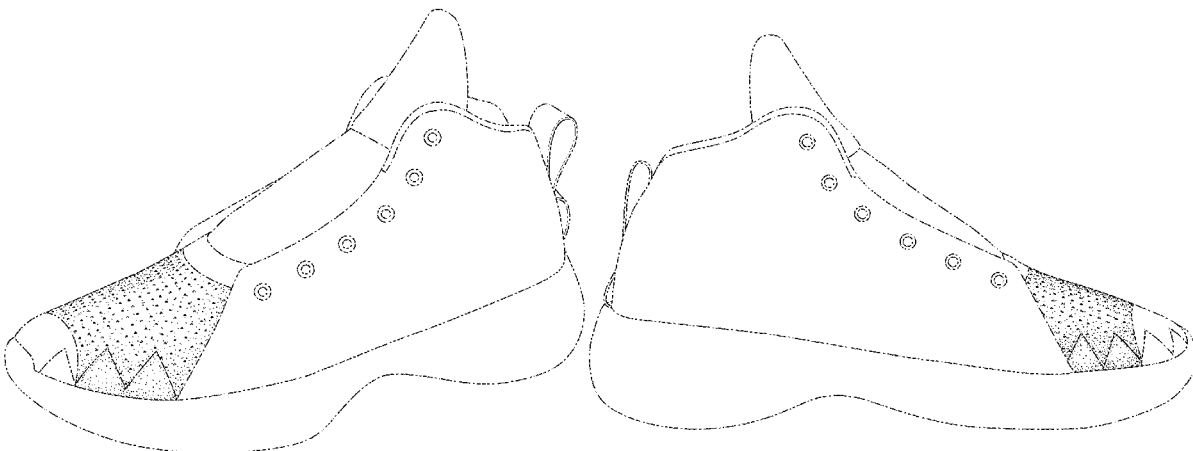
FIG. 10 is an opposite side front perspective view thereof;

FIG. 11 is an opposite side view thereof; and,

FIG. 12 is a top view thereof.

The broken lines immediately adjacent to the shaded area define the bounds of the claimed design and form no part thereof. The broken lines depicting the remainder of the shoe show features that form no part of the claimed design.

1 Claim, 12 Drawing Sheets



(56)

References Cited

U.S. PATENT DOCUMENTS

D578,293	S	*	10/2008	Duffy	D2/969
D630,418	S		1/2011	Choi	
D632,876	S		2/2011	Choi	
D691,785	S		10/2013	Chang	
D707,438	S	*	6/2014	Taylor	D2/972
D714,043	S		9/2014	O'Connor	
D718,033	S	*	11/2014	Cin	D2/972
D718,036	S	*	11/2014	McMillan	D2/972
D738,091	S		9/2015	de Montgolfier	
D738,093	S		9/2015	Woodman	
D738,607	S		9/2015	Seamarks	
D745,772	S		12/2015	Woodman	
D765,364	S		9/2016	Chang	
D765,365	S		9/2016	Chang	
D779,792	S		2/2017	TæStensen	
D793,707	S		8/2017	Rasmussen	
D799,189	S		10/2017	Odinot	
D802,282	S	*	11/2017	Wright	D2/972
D809,262	S		2/2018	Mokos et al.	
D812,870	S		3/2018	Laska	
D813,505	S		3/2018	Brown et al.	
D821,069	S		6/2018	Holt	
D822,971	S		7/2018	Rivadeneira et al.	
D822,972	S		7/2018	Lam et al.	
D833,126	S		11/2018	Laska	
D840,666	S	*	2/2019	Small	D2/973
D844,307	S		4/2019	DeAlmeida	
D845,606	S		4/2019	Holmes	
D846,244	S		4/2019	Ford	
D848,127	S		5/2019	Nethongkome	
D849,373	S		5/2019	Woods et al.	
D855,302	S	*	8/2019	Winfield	D2/972
D858,972	S	*	9/2019	Issler	D2/969
D862,868	S	*	10/2019	Belhacene	D2/972

* cited by examiner

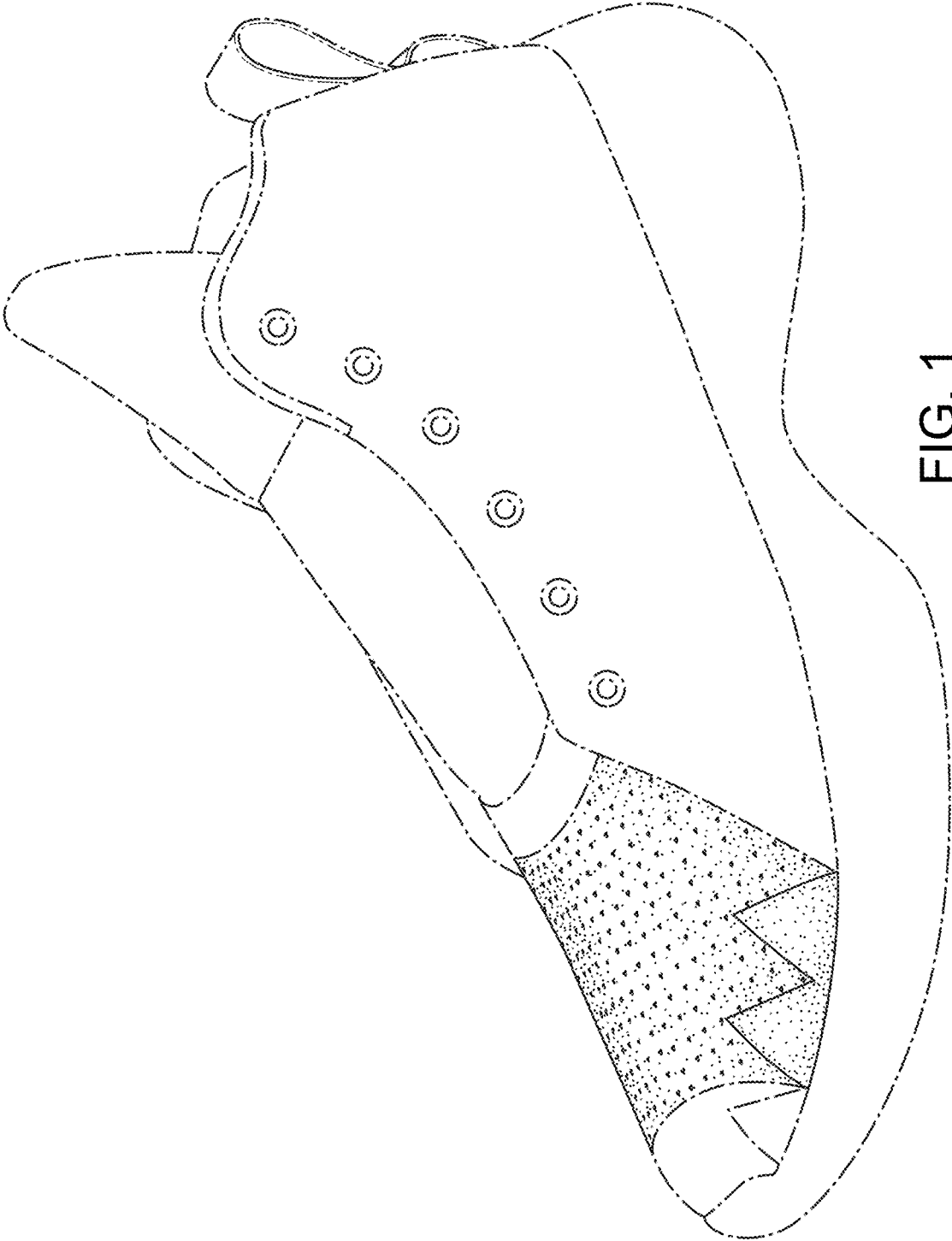


FIG. 1

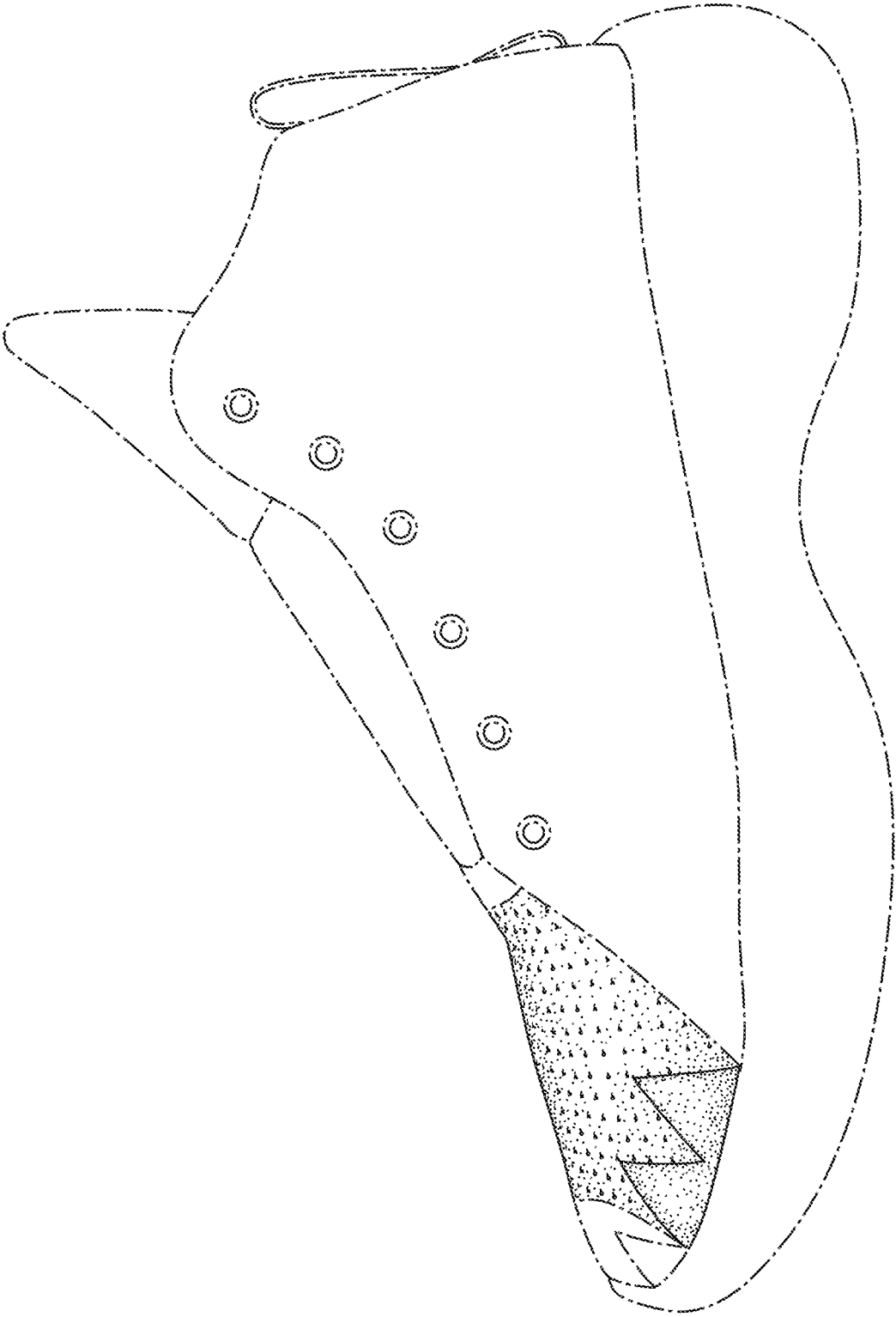


FIG. 2

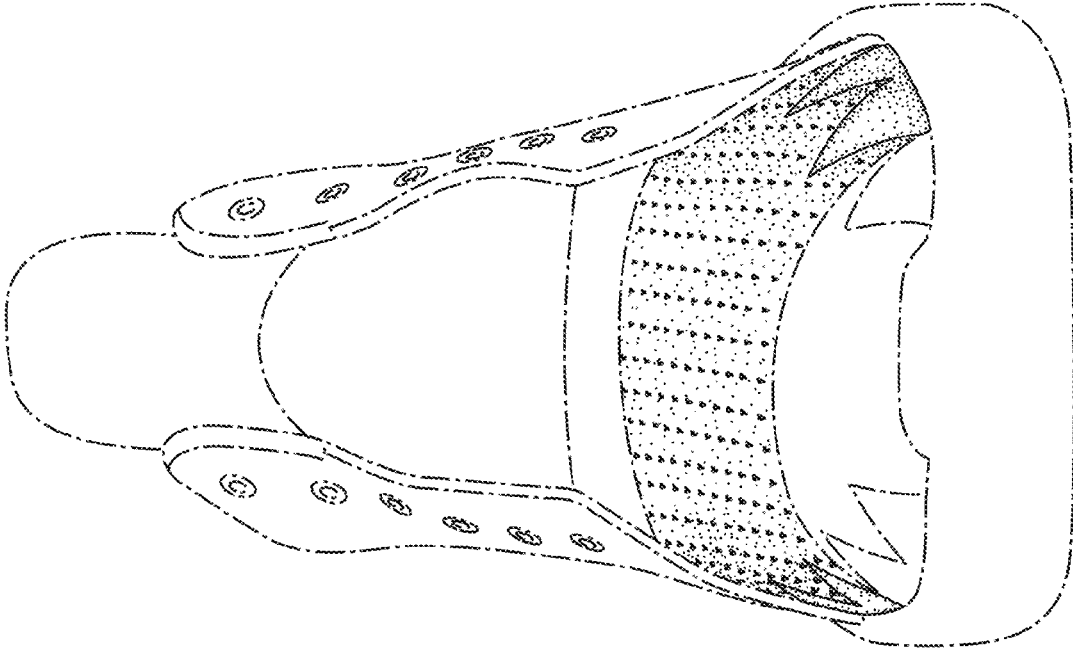


FIG. 3

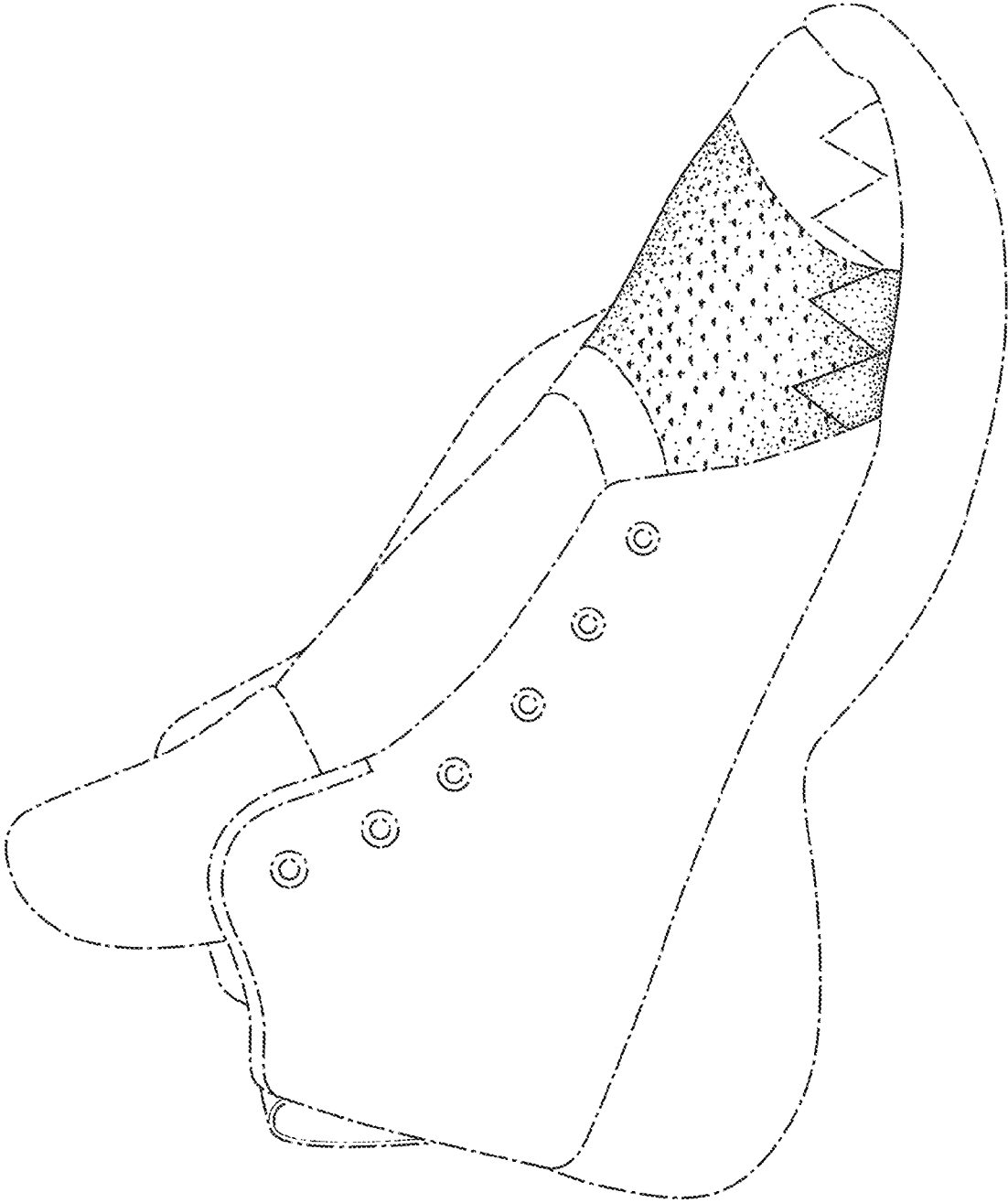


FIG. 4

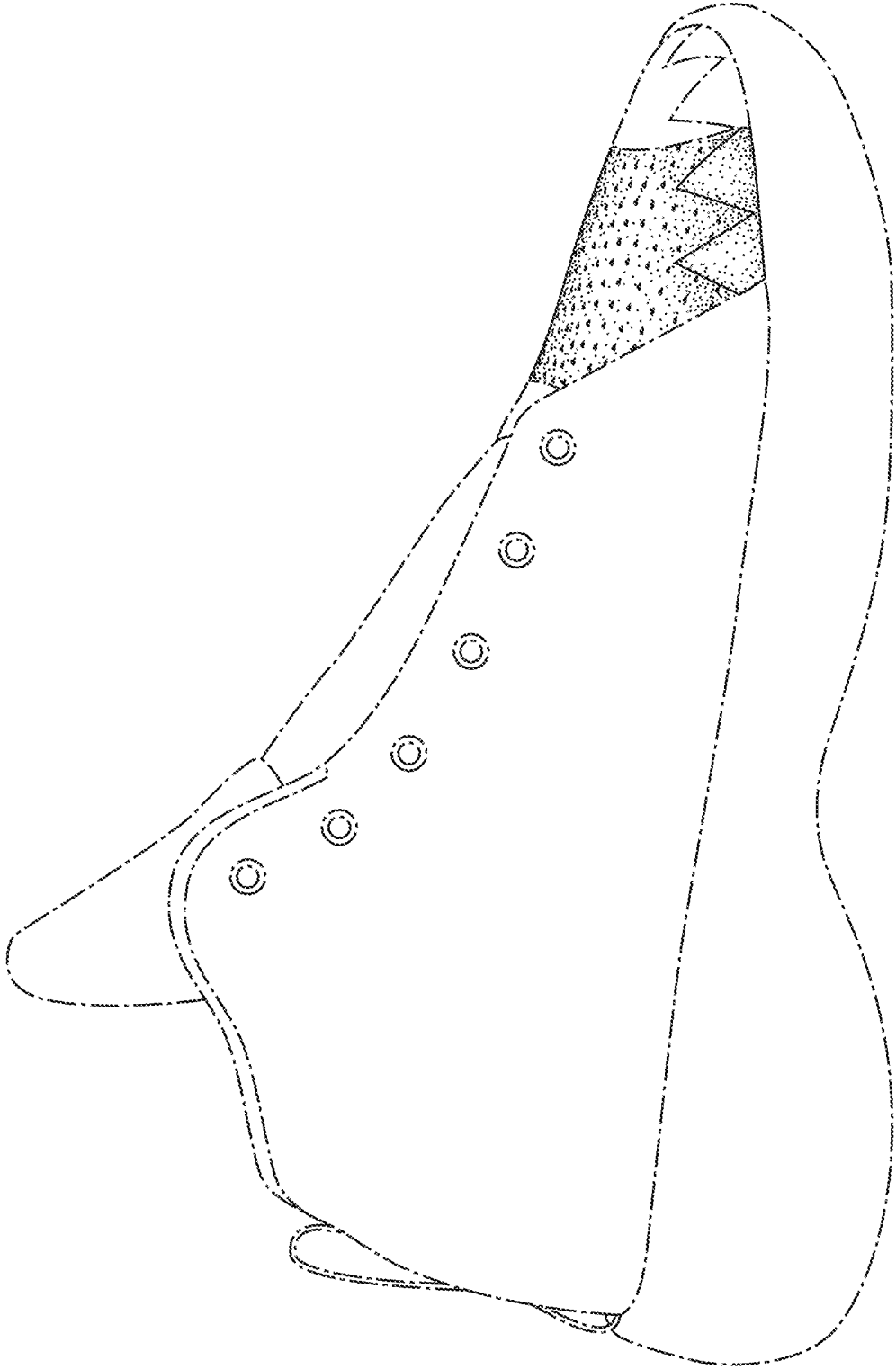


FIG. 5

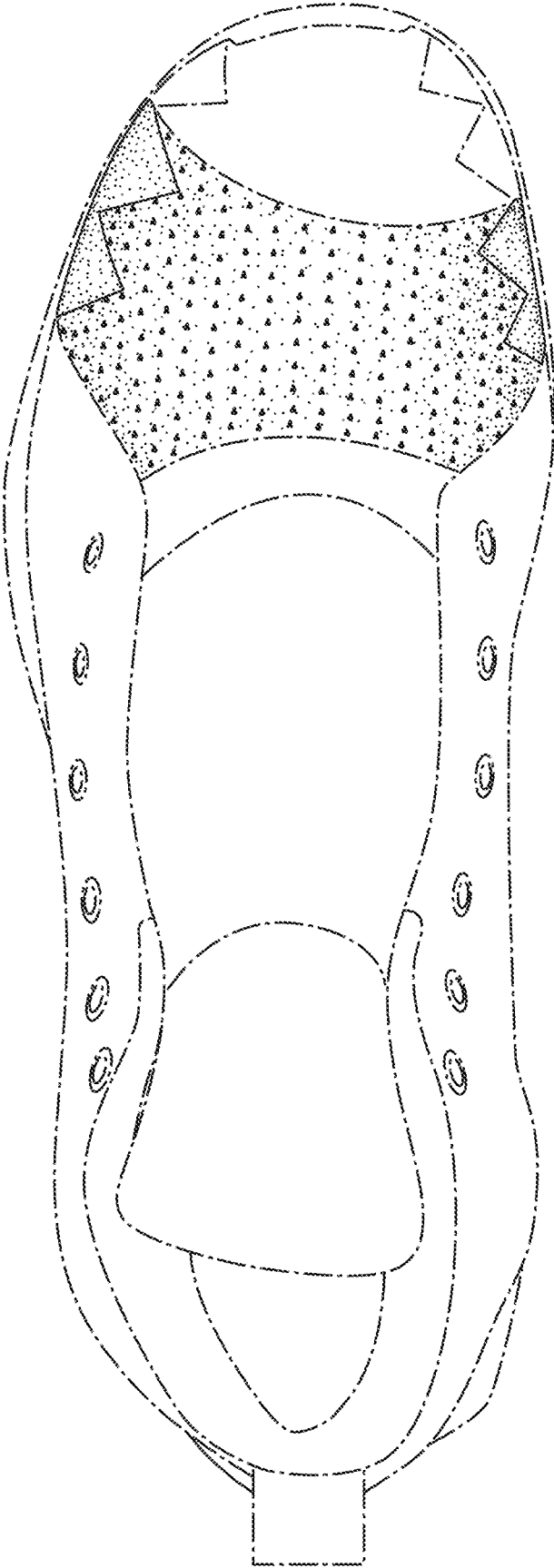


FIG. 6

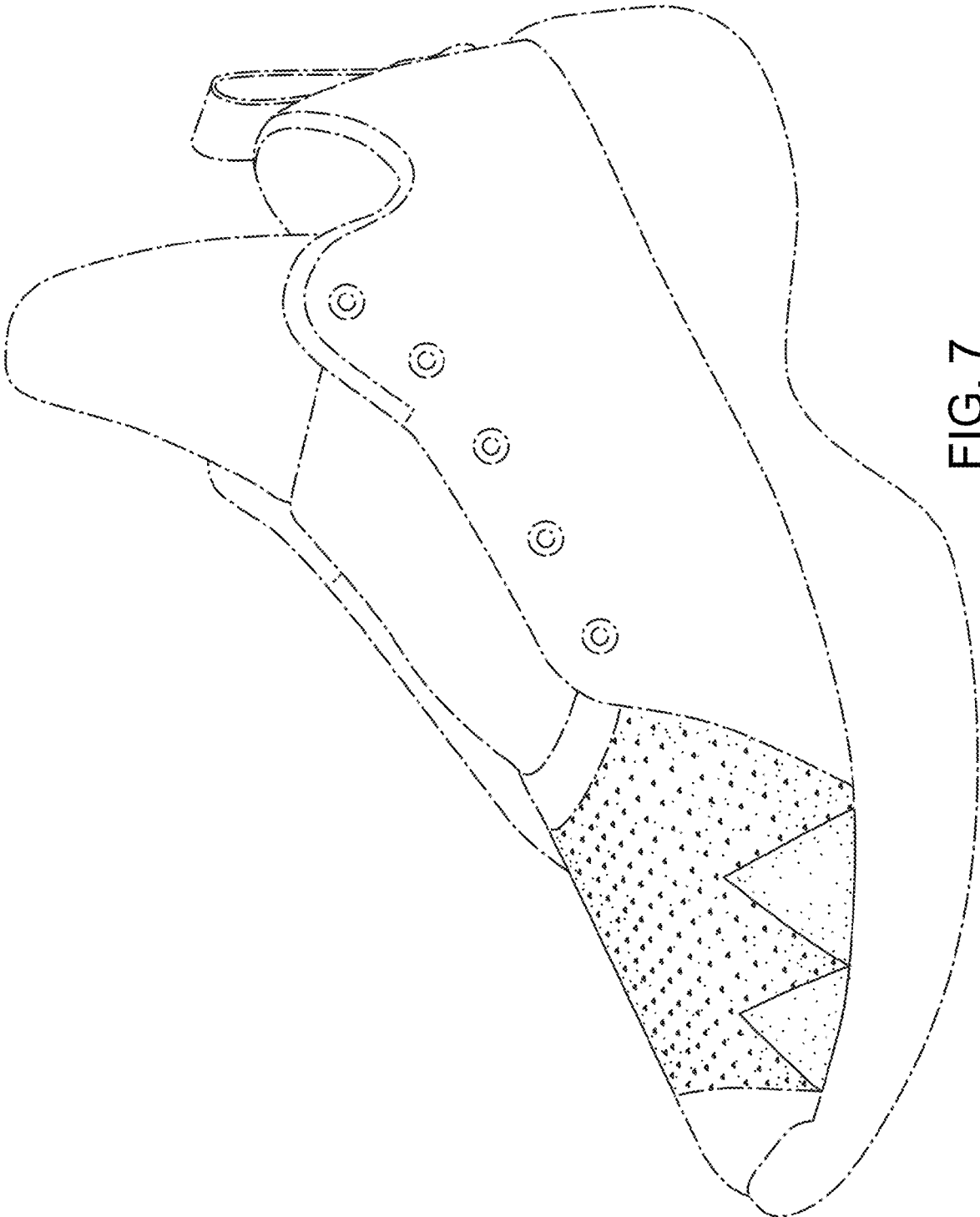


FIG. 7

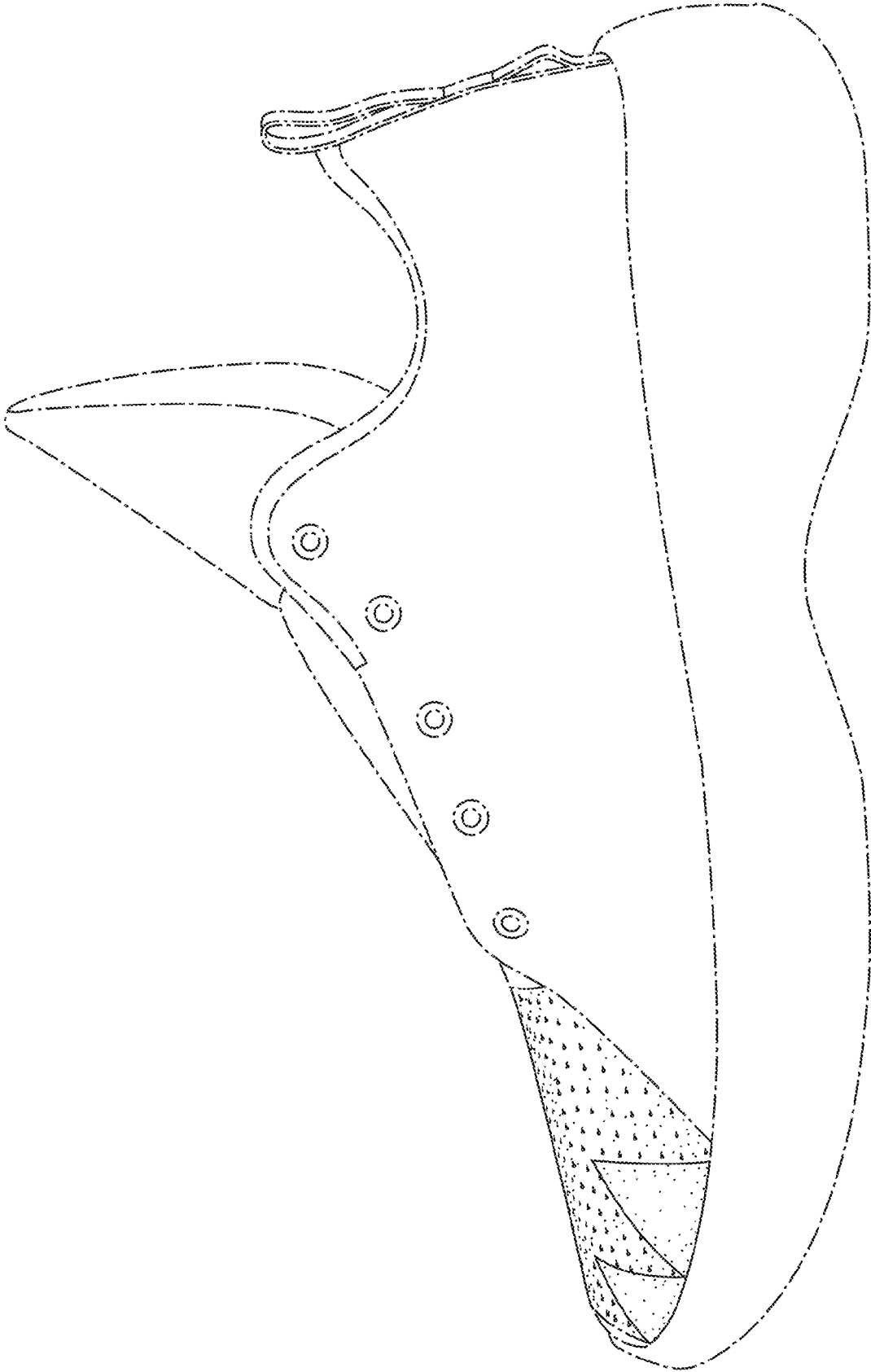


FIG. 8

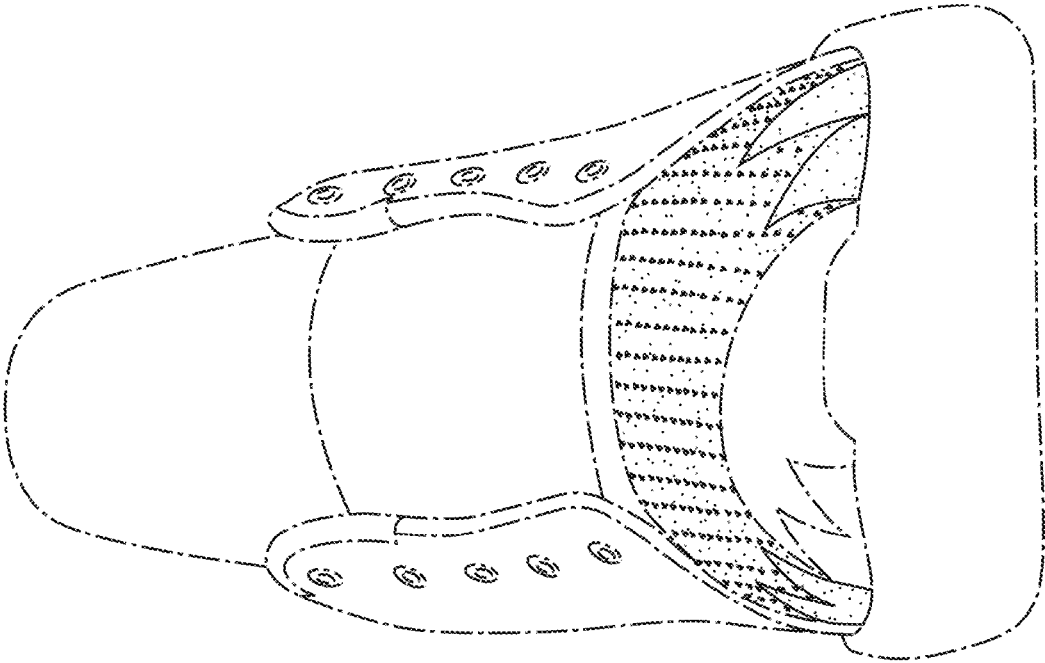


FIG. 9

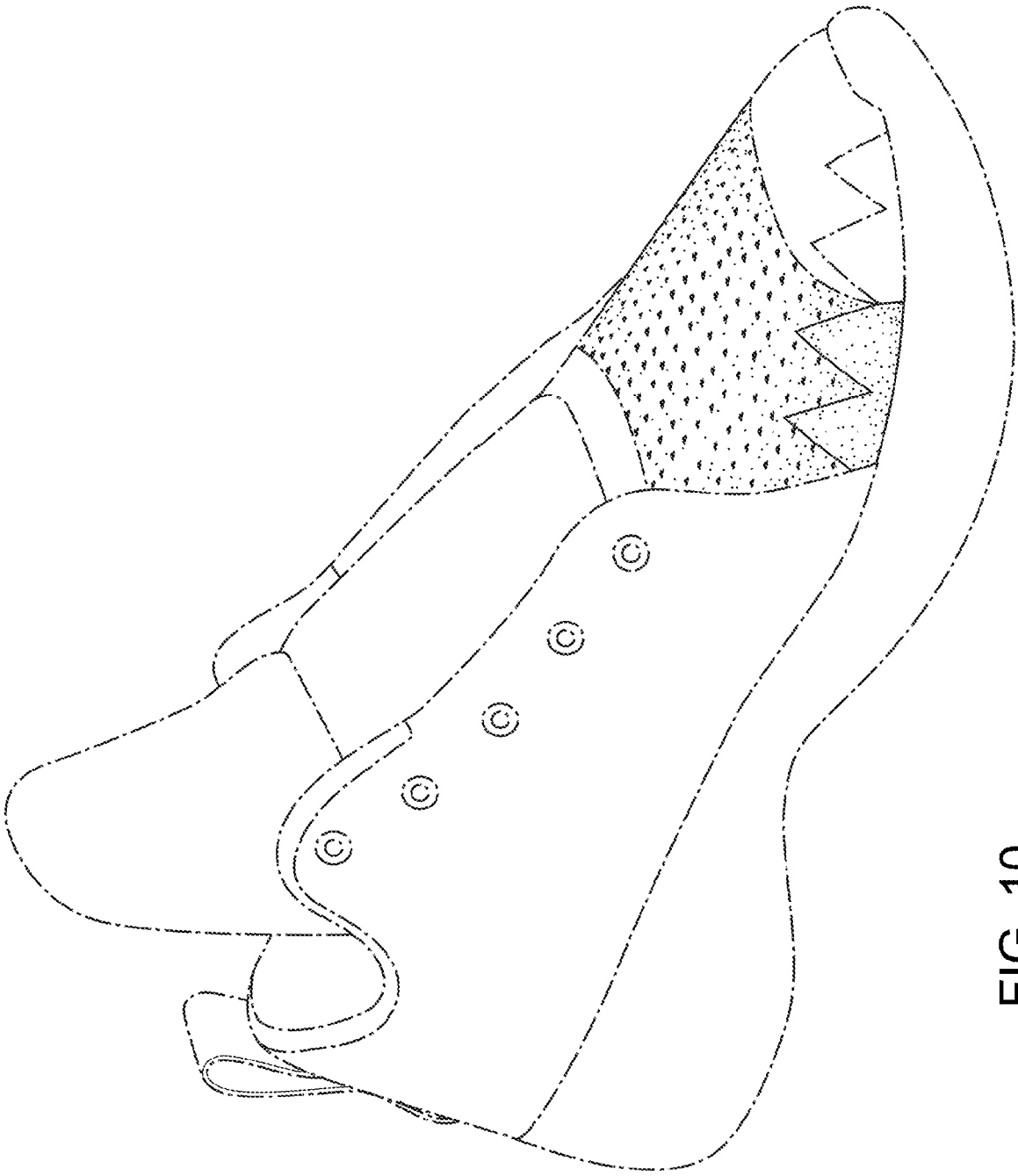


FIG. 10

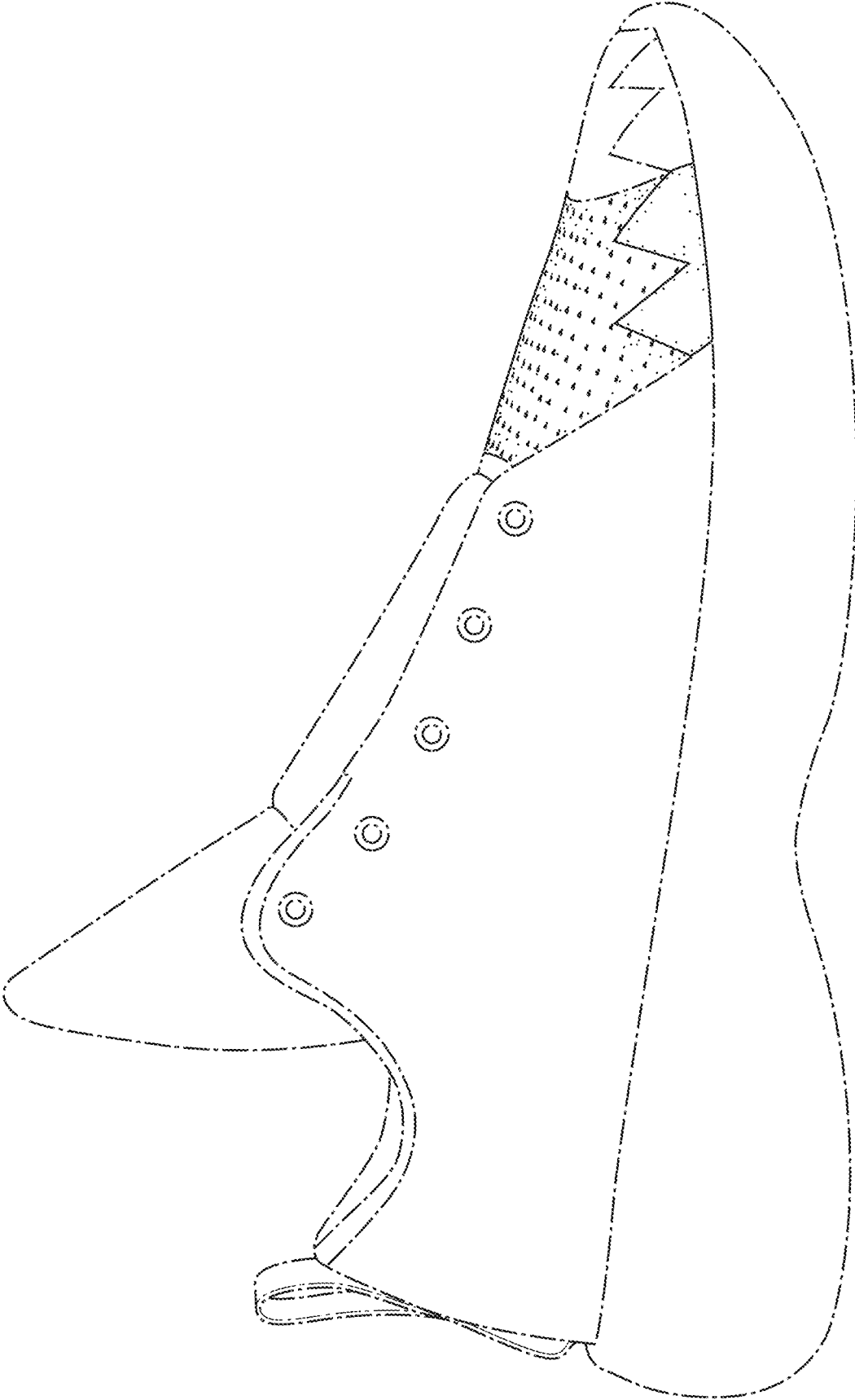


FIG. 11

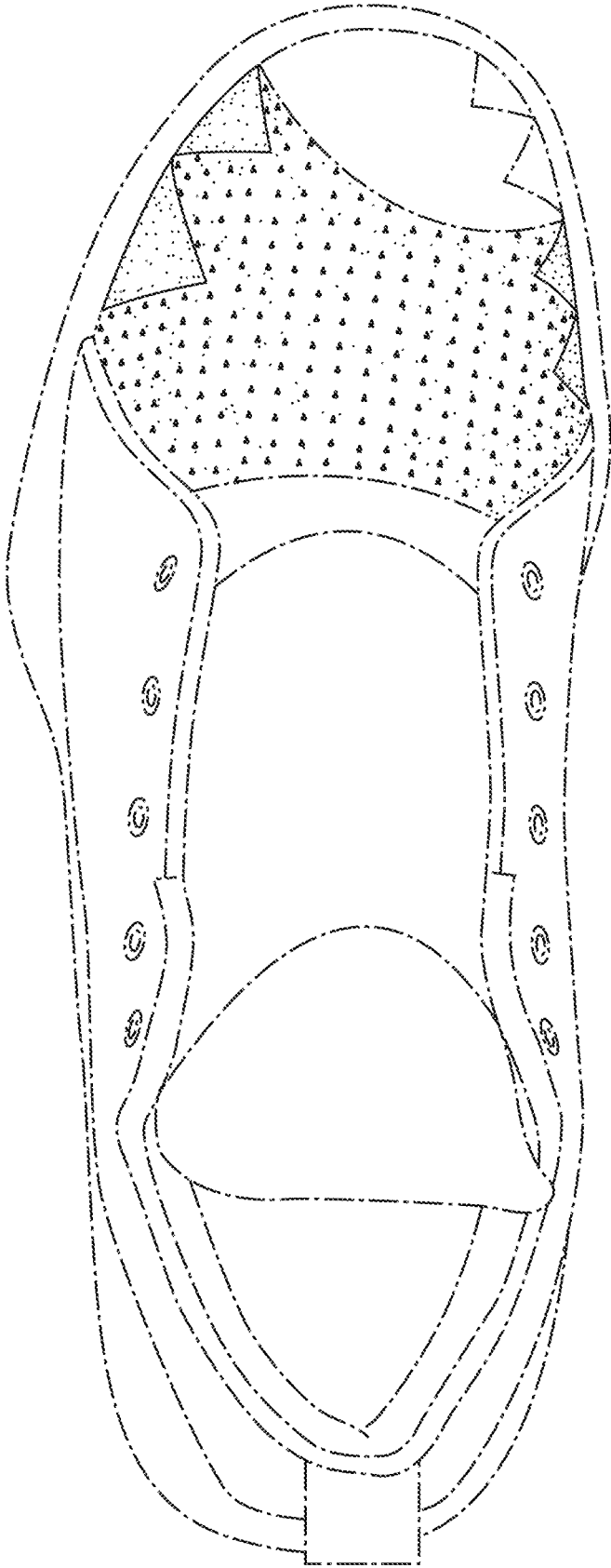


FIG. 12