



US00D493277S1

(12) **United States Design Patent**
Gan

(10) **Patent No.:** **US D493,277 S**

(45) **Date of Patent:** **** Jul. 27, 2004**

(54) **CLAMPER**

(76) **Inventor:** **Ching Lin Gan**, No. 34, Lane 21, Chu
Chung Road, Yuan Li Jen, Miao Li
Hsien (TW)

(**) **Term:** **14 Years**

(21) **Appl. No.:** **29/183,258**

(22) **Filed:** **Jun. 10, 2003**

(51) **LOC (7) Cl.** **02-99**

(52) **U.S. Cl.** **D2/962**

(58) **Field of Search** D2/906, 946, 962;
36/67 A, 134

(56) **References Cited**

U.S. PATENT DOCUMENTS

D448,547 S	*	10/2001	Savoie	D2/962
D457,294 S	*	5/2002	Savoie	D2/962
D459,866 S	*	7/2002	Gan	D2/962
D463,902 S	*	10/2002	Yang	D2/962

D465,643 S	*	11/2002	Cho	D2/962
D468,084 S	*	1/2003	Lin	D2/962
D468,895 S	*	1/2003	Savoie	D2/962
6,675,505 B2	*	1/2004	Terashima	36/134

* cited by examiner

Primary Examiner—Dominic Simone

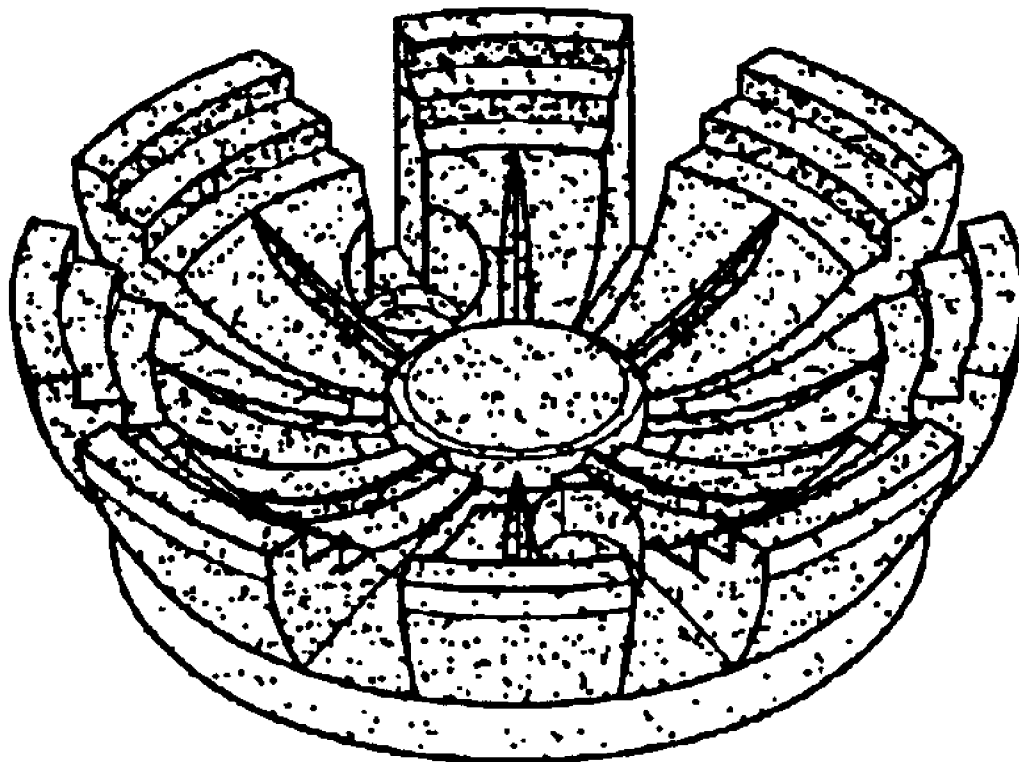
(57) **CLAIM**

The ornamental design for the clamper, as shown and described.

DESCRIPTION

FIG. 1 is a front elevation of the clamper;
FIG. 2 is a left side elevation thereof;
FIG. 3 is a right side elevation thereof;
FIG. 4 is a top plane view thereof;
FIG. 5 is a bottom plane view thereof;
FIG. 6 is a rear elevation thereof; and,
FIG. 7 is a perspective view thereof.

1 Claim, 4 Drawing Sheets



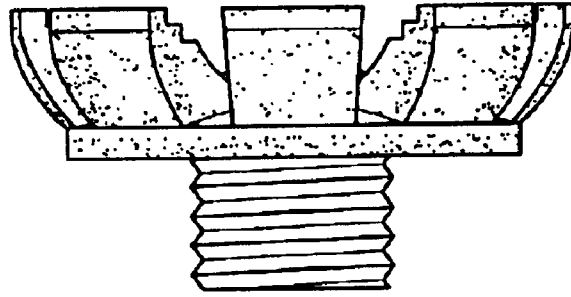


Fig. 1

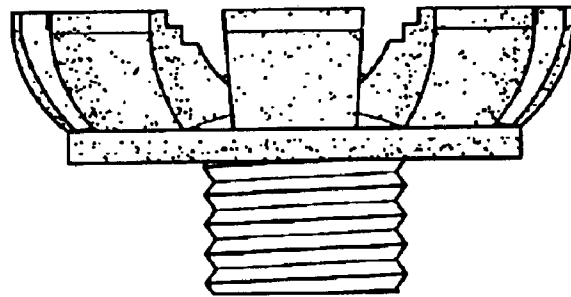


Fig. 2

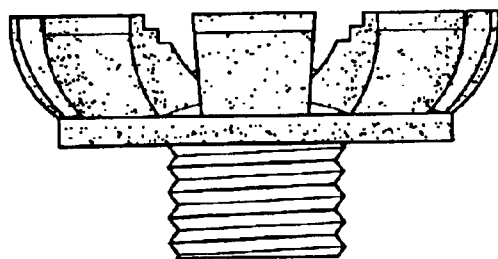


Fig. 3

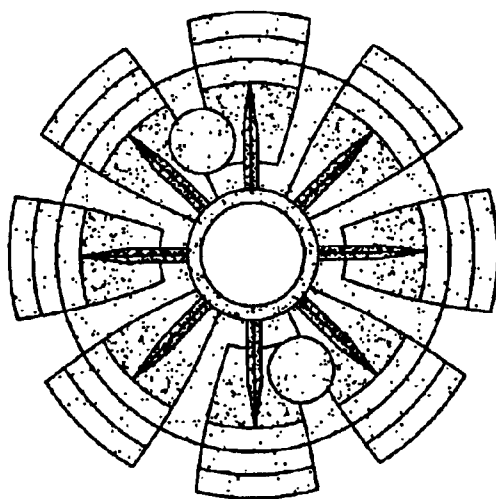


Fig. 4

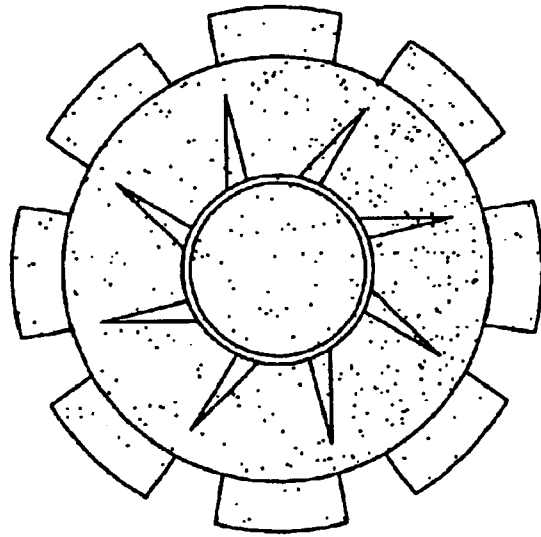


Fig. 5

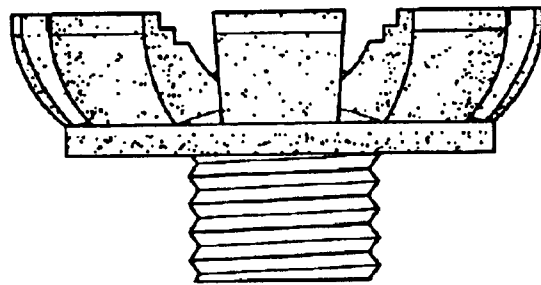


Fig. 6

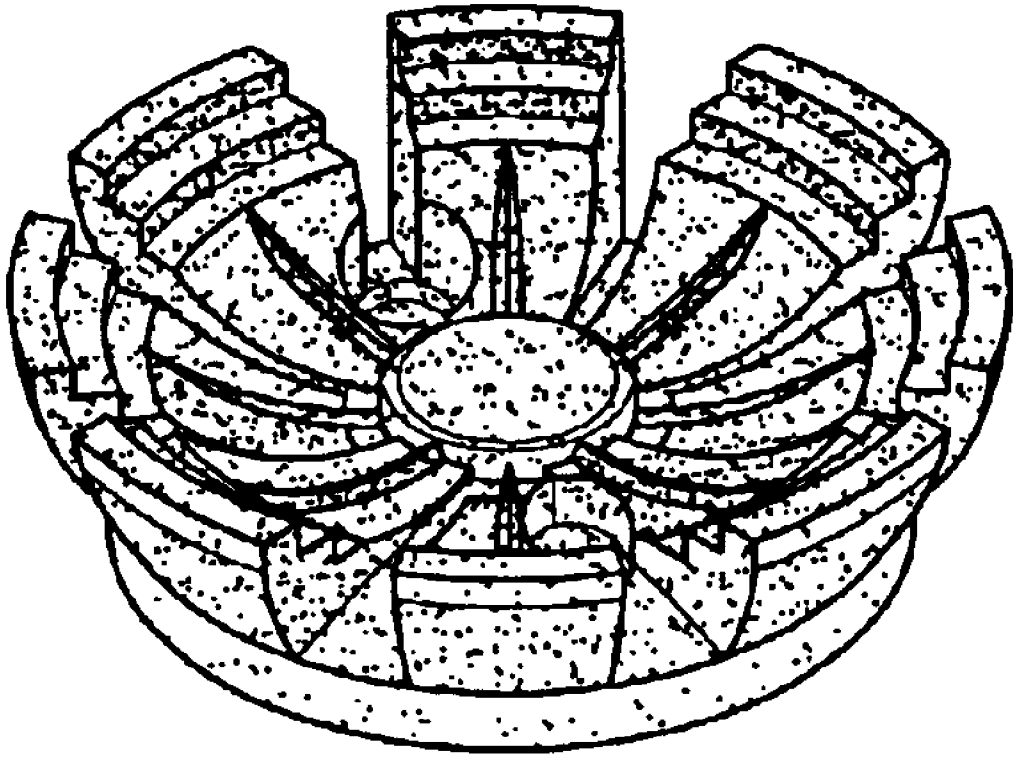


Fig. 7