



US00D960777S

(12) **United States Design Patent**  
**Yue**

(10) **Patent No.:** **US D960,777 S**

(45) **Date of Patent:** **\*\* Aug. 16, 2022**

(54) **VEHICLE GRILLE**

(71) Applicant: **Danyang Spedking Auto Parts Manufacturing Co., Ltd., Jiangsu (CN)**

(72) Inventor: **GuangLiang Yue, Jiangsu (CN)**

(\*\*) Term: **15 Years**

(21) Appl. No.: **29/803,282**

(22) Filed: **Aug. 11, 2021**

(51) **LOC (13) Cl.** ..... **12-16**

(52) **U.S. Cl.**  
USPC ..... **D12/163**

(58) **Field of Classification Search**  
USPC ..... D12/169, 196, 86, 90-92, 163, 190, 98,  
D12/164; 293/102, 113, 115, 117, 120,  
293/193.11; 296/180.1, 180.2; 180/68.1,  
180/68.6  
CPC ..... B60R 19/52; B60K 11/08; B62D 25/08;  
B62B 9/16  
See application file for complete search history.

(56) **References Cited**

**U.S. PATENT DOCUMENTS**

D554,563 S *	11/2007	Moushegian	D12/91
D731,922 S *	6/2015	Beaven	D12/91
D777,065 S *	1/2017	Patel	D12/163
D800,226 S *	10/2017	Zeng	D12/163
D807,797 S *	1/2018	Peat	D12/163
D810,626 S *	2/2018	Macey	D12/91
D811,270 S *	2/2018	Zhang	D12/91
D814,354 S *	4/2018	Fisker	D12/91
D815,571 S *	4/2018	Zhang	D12/163
D827,495 S *	9/2018	Piscitelli	D12/91
D828,223 S *	9/2018	Piscitelli	D12/91
D840,881 S	2/2019	Zhang	
D842,172 S *	3/2019	Chi	D12/163
D842,175 S *	3/2019	Hartenstein	D12/163
D847,025 S *	4/2019	Zavatski	D12/91

D863,139 S *	10/2019	Hoste	D12/163
D871,979 S	1/2020	Zheng	
D876,997 S *	3/2020	Zeng	D12/163
D883,150 S *	5/2020	Li	D12/163
D886,691 S	6/2020	Zhang	
D888,622 S *	6/2020	Xu	D12/163
D891,314 S *	7/2020	Shao	D12/163
D891,316 S *	7/2020	Shao	D12/163
D892,001 S *	8/2020	Shao	D12/163
D898,631 S *	10/2020	Shao	D12/163
D920,186 S *	5/2021	Liu	D12/163

(Continued)

*Primary Examiner* — Melody N Brown

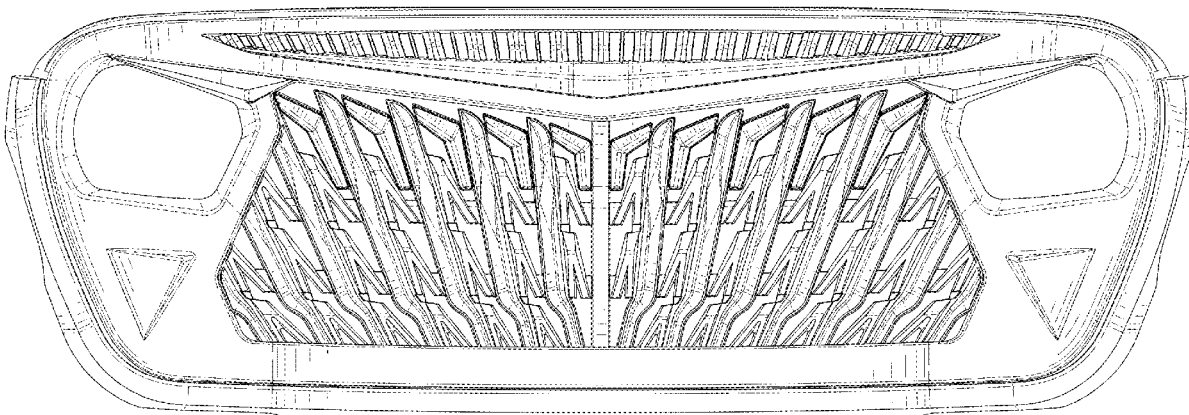
(57) **CLAIM**

The ornamental design for a vehicle grille, as shown and described.

**DESCRIPTION**

FIG. 1 is a top, front and left side perspective view of a vehicle grille showing my new design;  
 FIG. 2 is a rear, bottom and left side perspective view thereof;  
 FIG. 3 is a front elevation view thereof;  
 FIG. 4 is a rear elevation view thereof;  
 FIG. 5 is a left side elevation view thereof;  
 FIG. 6 is a right side elevation view thereof;  
 FIG. 7 is a top plan view thereof;  
 FIG. 8 is a bottom plan view thereof;  
 FIG. 9 is an enlarged front perspective view of a portion of details taken from indicated circled area 9 in FIG. 1; and,  
 FIG. 10 is an enlarged rear perspective view of a portion of details taken from indicated circled area 10 in FIG. 2.  
 The broken lines shown in FIGS. 2, 4 and 10 illustrate portions of the vehicle grille that form no part of the claimed design. The dash dot dash lines in FIGS. 1, 2, 9 and 10 are for the purpose of depicting the boundary lines of the enlarged views and form no part of the claimed design.

**1 Claim, 10 Drawing Sheets**



(56)

**References Cited**

U.S. PATENT DOCUMENTS

D920,187 S \* 5/2021 Liu ..... D12/163  
D940,604 S \* 1/2022 Shao ..... D12/163

\* cited by examiner

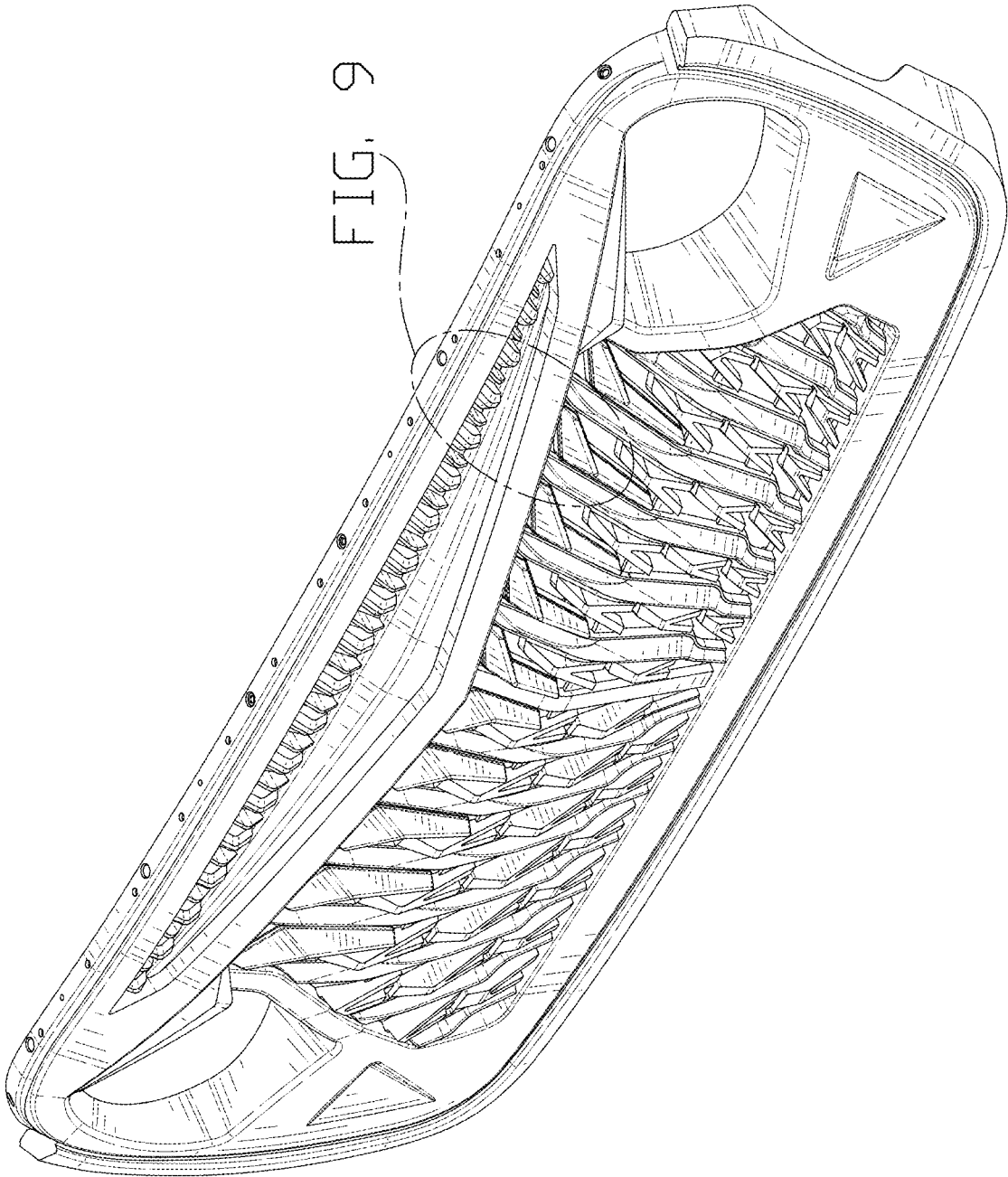


FIG. 9

FIG. 1

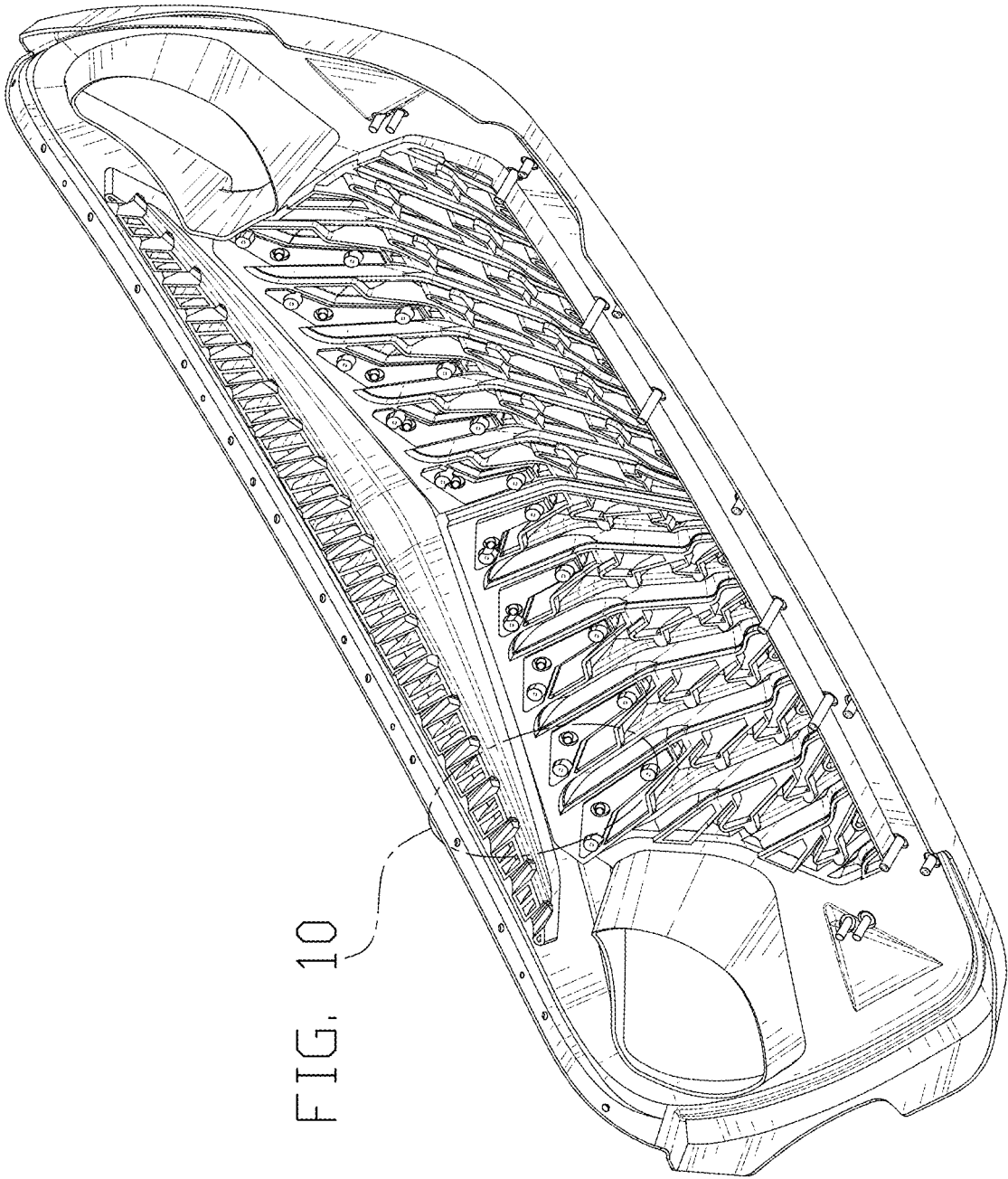


FIG. 2

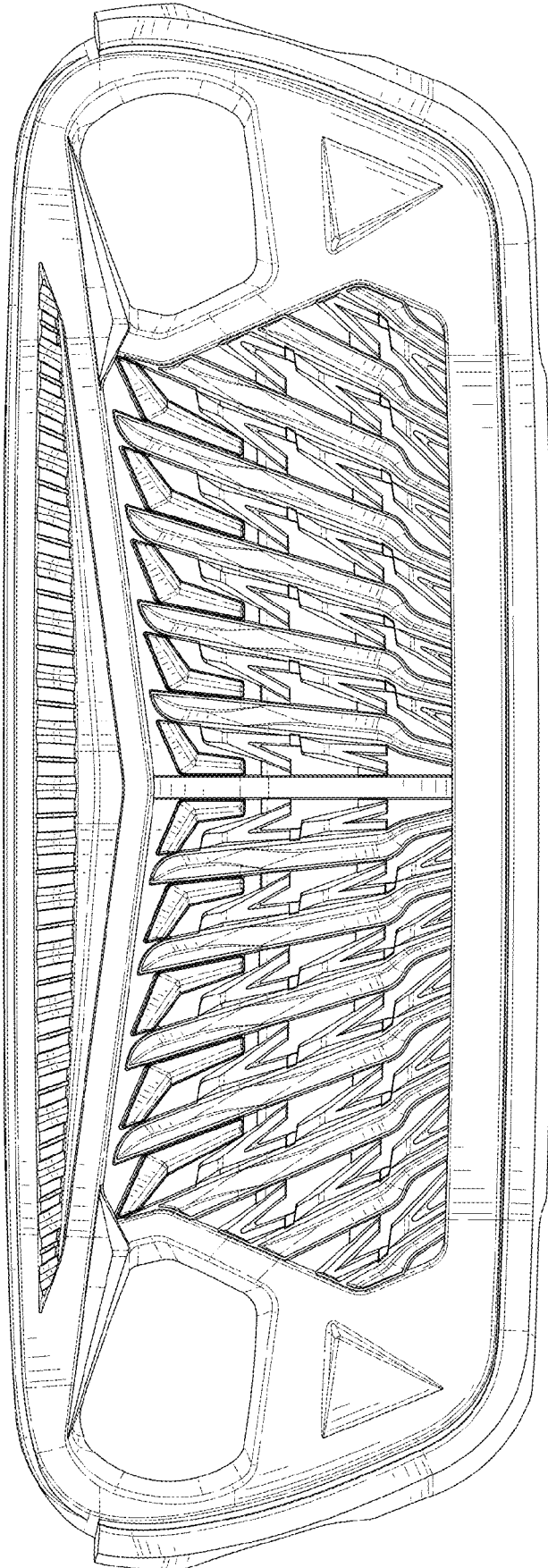


FIG. 3

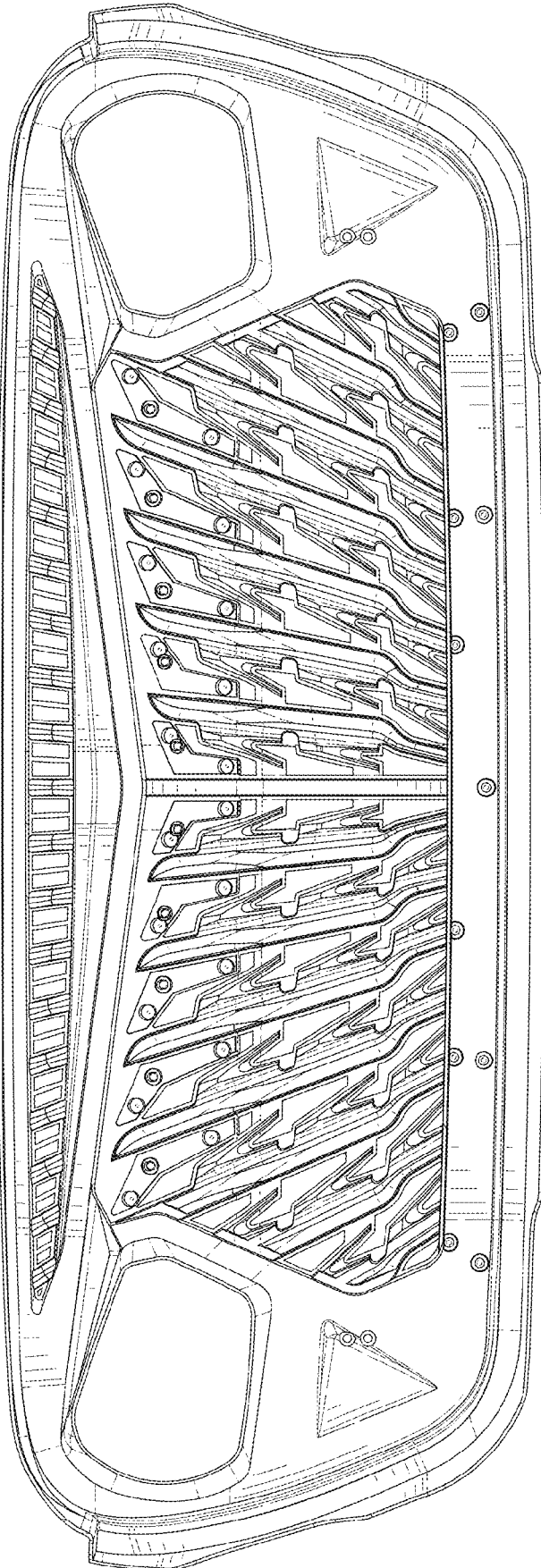


FIG. 4

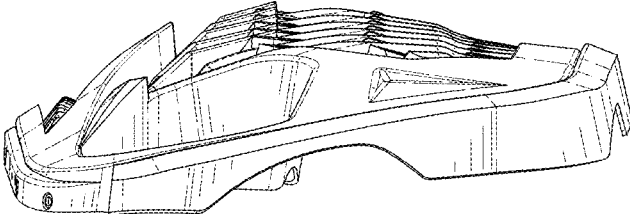


FIG. 5

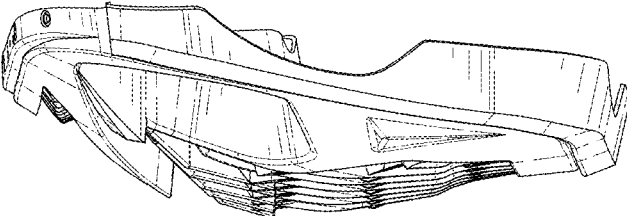


FIG. 6



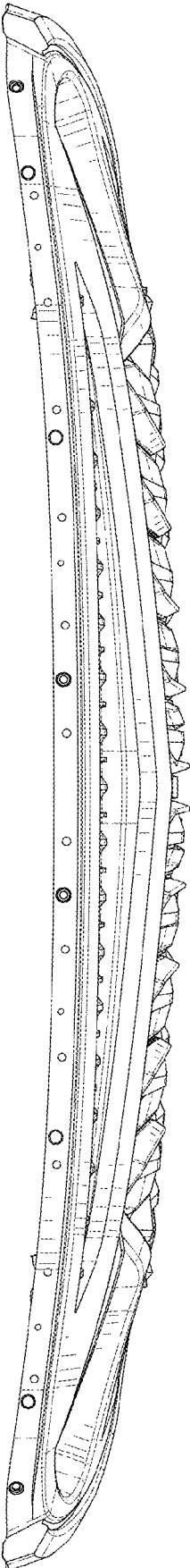


FIG. 7

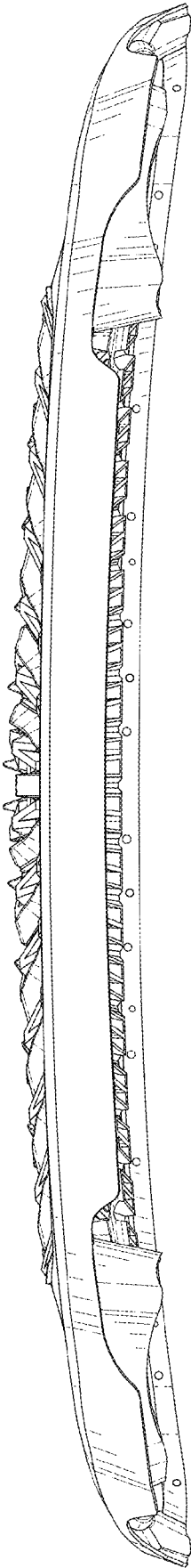


FIG. 8

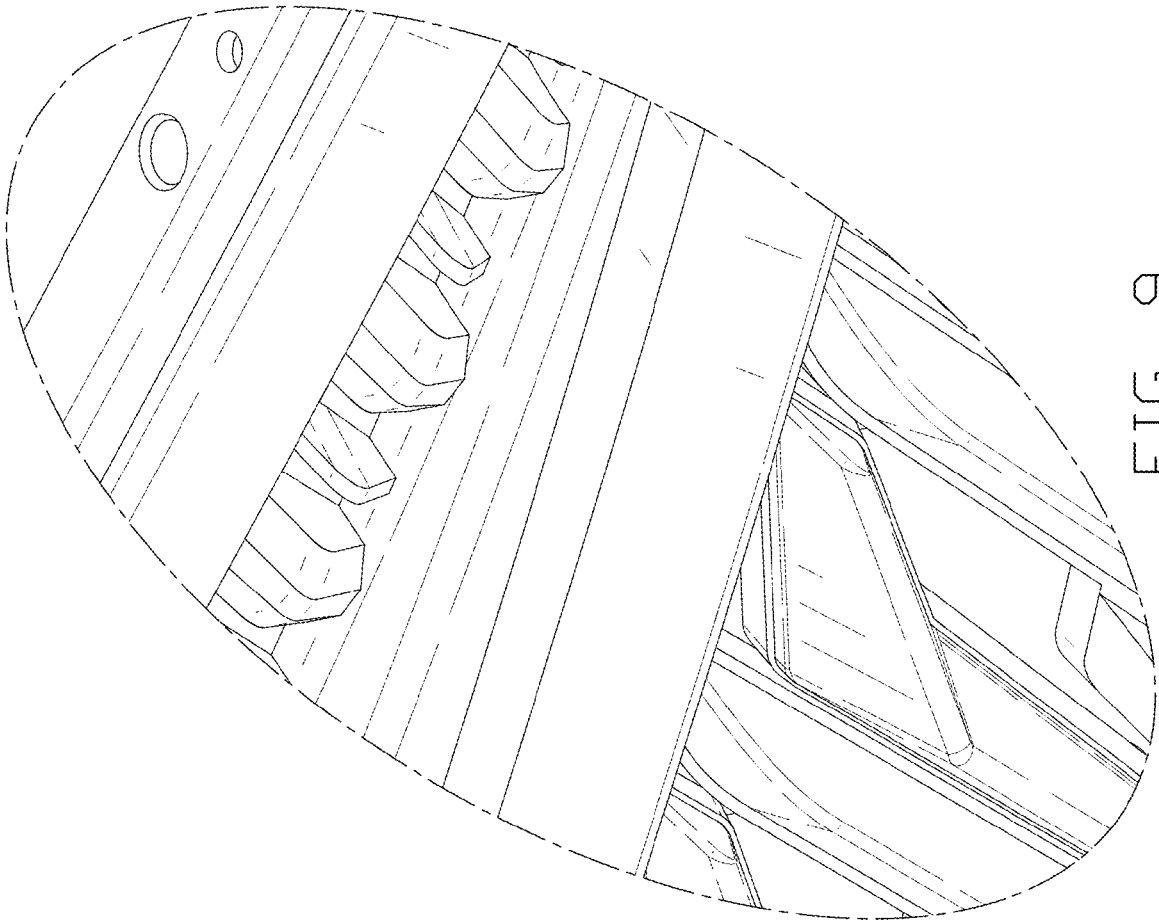


FIG. 9

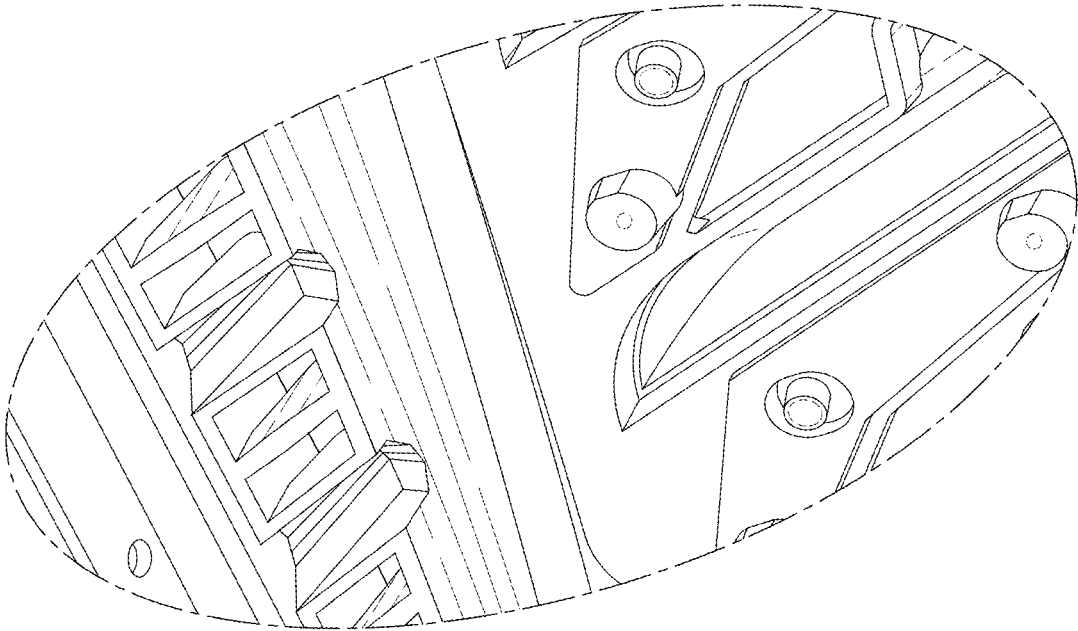


FIG. 10