



US00D767091S

(12) **United States Design Patent**
Chen

(10) **Patent No.:** **US D767,091 S**

(45) **Date of Patent:** **** Sep. 20, 2016**

(54) **SPRAY HEAD**

(71) Applicant: **SHIN TAI SPURT WATER OF THE GARDEN TOOLS CO., LTD.,**
Lu-Kang Town, Chang-Hua Hsien (TW)

(72) Inventor: **Chin-Yuan Chen,** Chang-Hua Hsien (TW)

(73) Assignee: **SHIN TAI SPURT WATER OF THE GARDEN TOOLS CO., LTD.,**
Chang-Hua Hsien (TW)

(**) Term: **15 Years**

(21) Appl. No.: **29/530,444**

(22) Filed: **Jun. 16, 2015**

(51) **LOC (10) Cl.** **23-01**

(52) **U.S. Cl.**
USPC **D23/223**

(58) **Field of Classification Search**
USPC D23/213, 223, 226; 239/525, 526, 459
CPC B05B 1/00; B05B 9/01
See application file for complete search history.

(56) **References Cited**

U.S. PATENT DOCUMENTS

6,367,716 B1 * 4/2002 Wang B05B 1/3026
239/525
D468,802 S * 1/2003 Nien D23/226

D468,803 S * 1/2003 Nien D23/226
D572,338 S * 7/2008 Hung D23/223
8,950,693 B2 * 2/2015 Hsieh B05B 1/3026
239/525
D726,872 S * 4/2015 Thurgood D23/223
D736,349 S * 8/2015 Wojan D23/223
D749,696 S * 2/2016 Thurgood D23/223

* cited by examiner

Primary Examiner — Robin V Webster

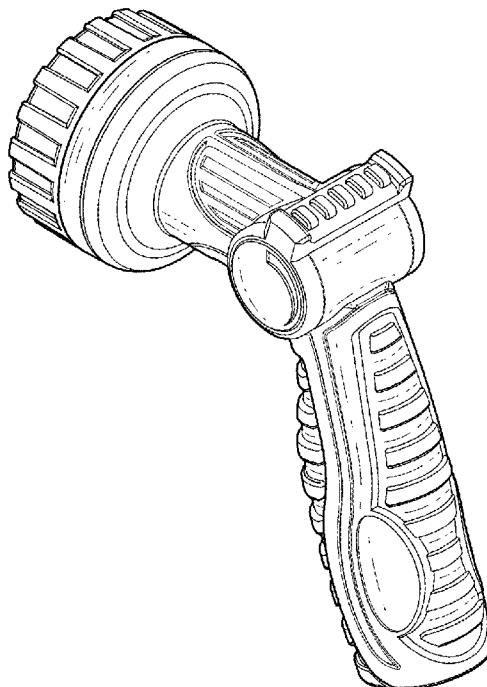
(57) **CLAIM**

The ornamental design for a spray head, as shown and described.

DESCRIPTION

FIG. 1 is a perspective view of a spray head showing my new design;
FIG. 2 is a front elevational view thereof;
FIG. 3 is a rear elevational view thereof;
FIG. 4 is a left side elevational view thereof;
FIG. 5 is a right side elevational view thereof;
FIG. 6 is a top plan view thereof; and,
FIG. 7 is a bottom plan view thereof.

1 Claim, 4 Drawing Sheets



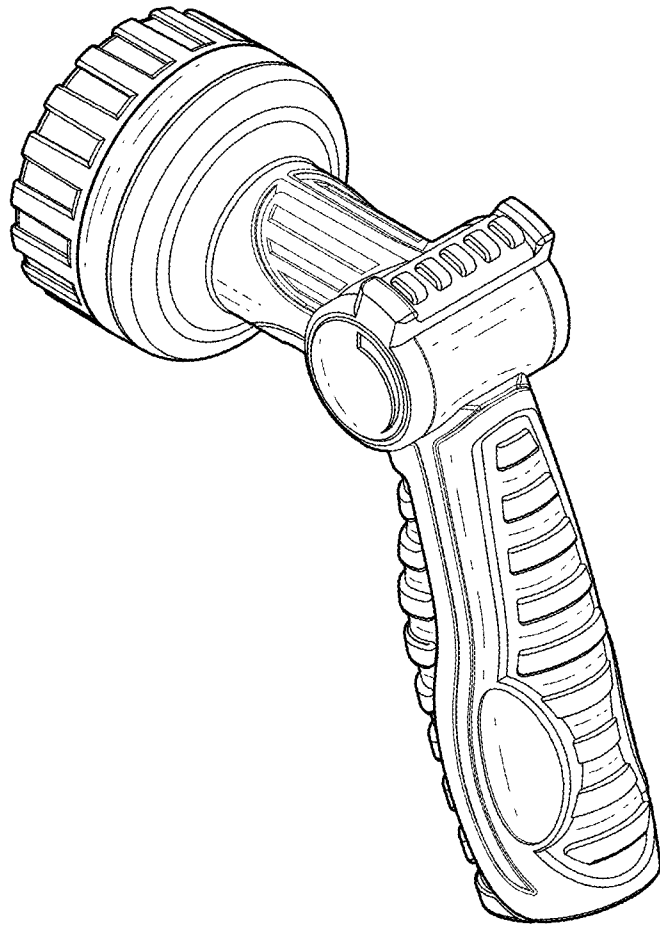


FIG. 1

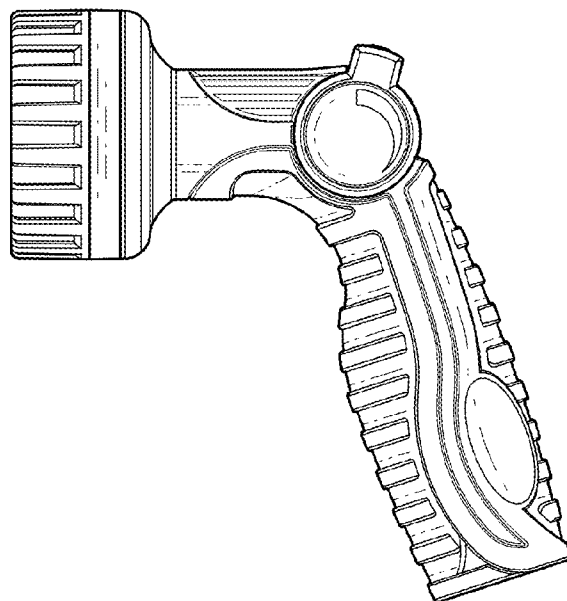


FIG. 2

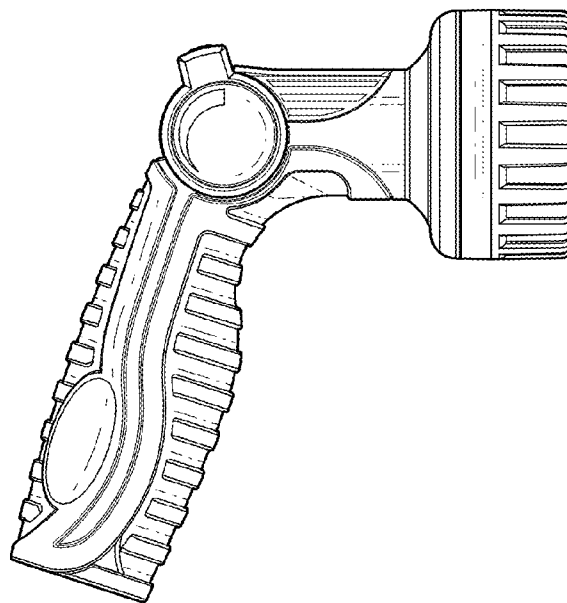


FIG. 3

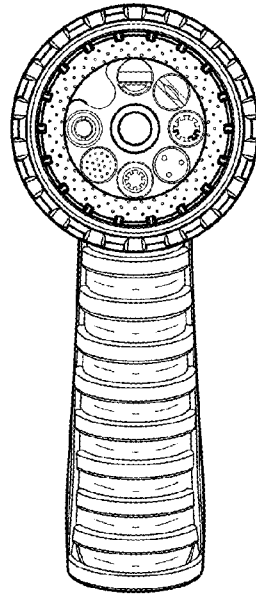


FIG. 4

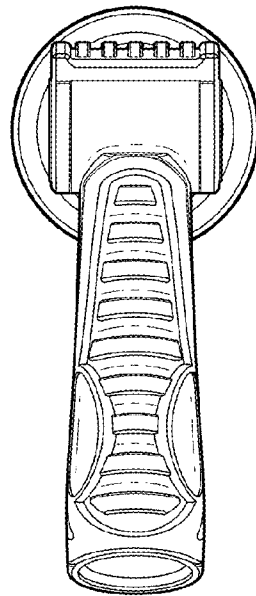


FIG. 5

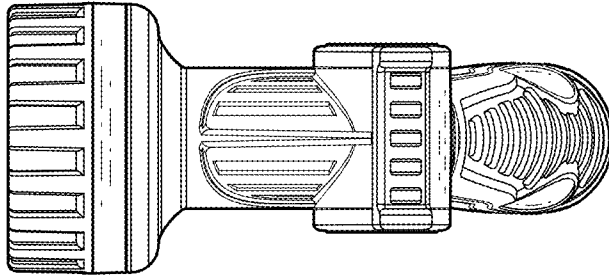


FIG. 6

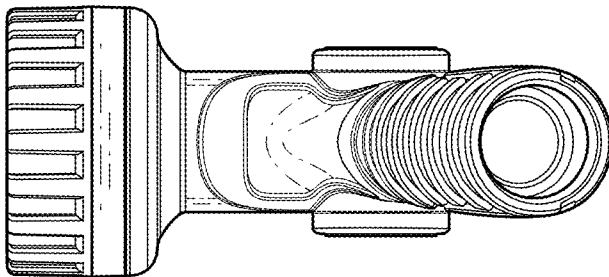


FIG. 7