



US00D713048S

(12) **United States Design Patent**  
**Ogaki et al.**

(10) **Patent No.:** **US D713,048 S**

(45) **Date of Patent:** **\*\* Sep. 9, 2014**

(54) **HEAT PAD**

(75) Inventors: **Mitsuko Ogaki**, Tokyo (JP); **Yuichi Nitantai**, Tokyo (JP)

(73) Assignee: **Lotte Co., Ltd.**, Tokyo (JP)

(\*\*) Term: **14 Years**

(21) Appl. No.: **29/404,102**

(22) Filed: **Oct. 14, 2011**

(30) **Foreign Application Priority Data**

Apr. 15, 2011 (JP) ..... 2011-008753  
Apr. 15, 2011 (JP) ..... 2011-008754

(51) **LOC (10) Cl.** ..... **24-01**

(52) **U.S. Cl.**  
USPC ..... **D24/200**

(58) **Field of Classification Search**  
USPC ..... 126/263.01, 263.03; 182/230; 602/41,  
602/48, 54-58; 607/104, 108-114;  
D6/582-583, 596, 601; D9/707;  
D24/189, 200, 206-207; D14/440  
See application file for complete search history.

(56) **References Cited**

**U.S. PATENT DOCUMENTS**

4,621,003	A *	11/1986	O’Kane	.....	428/71
5,266,371	A *	11/1993	Sugii et al.	.....	428/41.5
5,571,080	A *	11/1996	Jensen	.....	602/56
D396,982	S	8/1998	Harris		
6,242,665	B1 *	6/2001	Malowaniec	.....	602/41
6,353,145	B1 *	3/2002	Church	.....	602/48
D458,687	S *	6/2002	Dale et al.	.....	D24/189
D472,322	S *	3/2003	Hoglund et al.	.....	D24/206
D477,086	S	7/2003	Tsuruda et al.		
6,841,716	B1 *	1/2005	Tsutsumi	.....	602/57
6,927,315	B1	8/2005	Heinecke et al.		
7,161,056	B2 *	1/2007	Gudnason et al.	.....	602/55
D545,441	S	6/2007	Miyachika et al.		

D574,962	S *	8/2008	Atkins et al.	.....	D24/189
D658,188	S *	4/2012	Diebel	.....	D14/440
D662,100	S *	6/2012	Van Den Nieuwenhuizen et al.	.....	D14/440
D665,810	S *	8/2012	Jones et al.	.....	D14/440
D666,044	S *	8/2012	Todd	.....	D6/582

(Continued)

**FOREIGN PATENT DOCUMENTS**

JP	58-124123	8/1983
JP	3-63322	6/1991

(Continued)

**OTHER PUBLICATIONS**

iPad Case, imore.com, Apr. 3, 2010 <http://www.imore.com/ipad-accessories-preorder-save-10>.\*

(Continued)


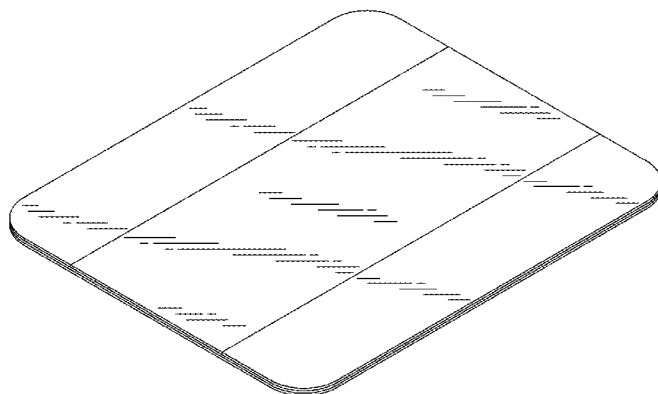
*Primary Examiner* — Eric Goodman  
*Assistant Examiner* — John Reickel  
(74) *Attorney, Agent, or Firm* — Rabin & Berdo, P.C.

(57) **CLAIM**  
The ornamental design for a heat pad, as shown and described.

**DESCRIPTION**

FIG. 1 is a perspective view of a first embodiment of a heat pad showing our new design;  
FIG. 2 is a front elevation plan view thereof;  
FIG. 3 is a rear elevation view thereof;  
FIG. 4 is a sectional view along the line 4-4 in FIG. 2;  
FIG. 5 is a front elevation view thereof showing a first mode in use; and,  
FIG. 6 is a front elevation view thereof showing a second mode in use.  
The broken line environmental showing is for illustrative purposes only and does not form part of the claimed design.

**1 Claim, 3 Drawing Sheets**



(56)

**References Cited**

U.S. PATENT DOCUMENTS

D681,641	S *	5/2013	Van Den Nieuwenhuizen et al. ....	D14/440
D683,035	S	5/2013	Dunshee et al.	
D686,734	S *	7/2013	Tsuruta et al. ....	D24/189
D686,735	S *	7/2013	Tsuruta et al. ....	D24/189
D687,558	S	8/2013	Sonoda	
D691,142	S *	10/2013	Diebel .....	D14/440
D691,143	S *	10/2013	Diebel .....	D14/440
D692,146	S *	10/2013	Mochizuki et al. ....	D24/189
D692,147	S *	10/2013	Miyachika et al. ....	D24/189
D692,153	S *	10/2013	Inoo .....	D24/189
2005/0245852	A1 *	11/2005	Ellefson et al. ....	602/2
2007/0021705	A1 *	1/2007	Masini .....	602/58
2013/0345649	A1 *	12/2013	Stockley et al. ....	604/304

FOREIGN PATENT DOCUMENTS

JP		7-80018	3/1995
JP		D993512	10/1997

JP	1074403	6/2000
JP	D1161552	12/2002
JP	D1227631	1/2005
JP	1237838	4/2005

OTHER PUBLICATIONS

The Apple iPad 2 Review, Brian Klug et al., AnandTech, Mar. 19, 2011 <http://www.anandtech.com/show/4225/the-ipad-2-review/10>.\*

Notification of Reason(s) for Refusal (with its English-language partial translation), mailed on Apr. 19, 2013, issued in connection with the Priority Japanese patent application No. 2011-8753.

Notification of Reason(s) for Refusal (with its English-language partial translation) mailed on Apr. 19, 2013, issued in connection with the Priority Japanese patent application No. 2011-8754.

\* cited by examiner

FIG. 1

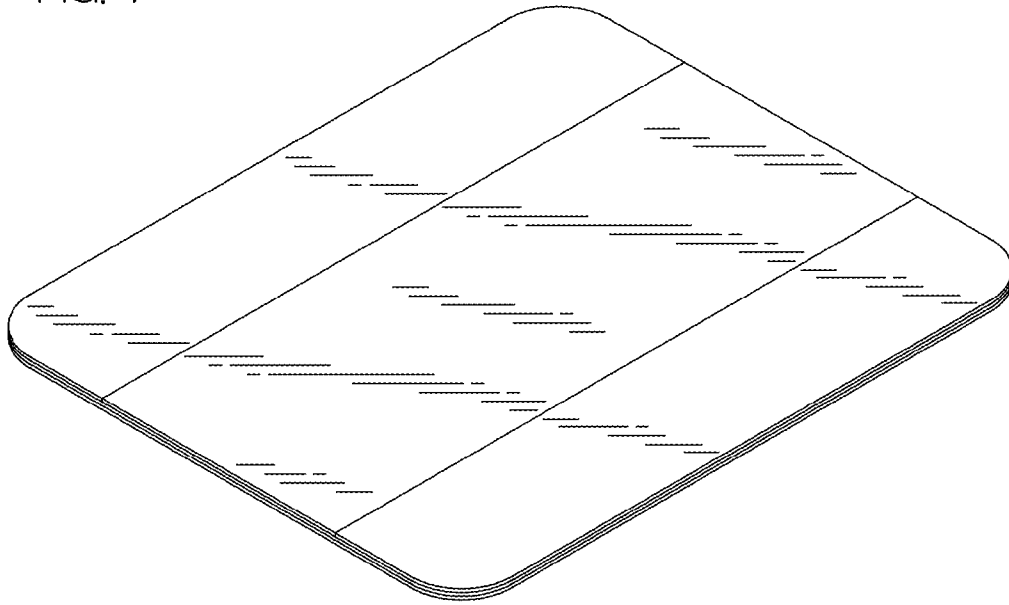


FIG. 2

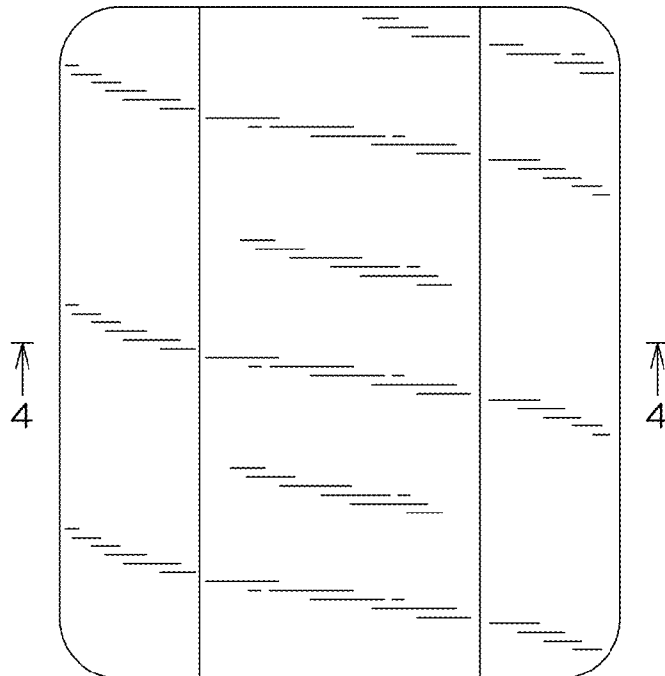


FIG. 3

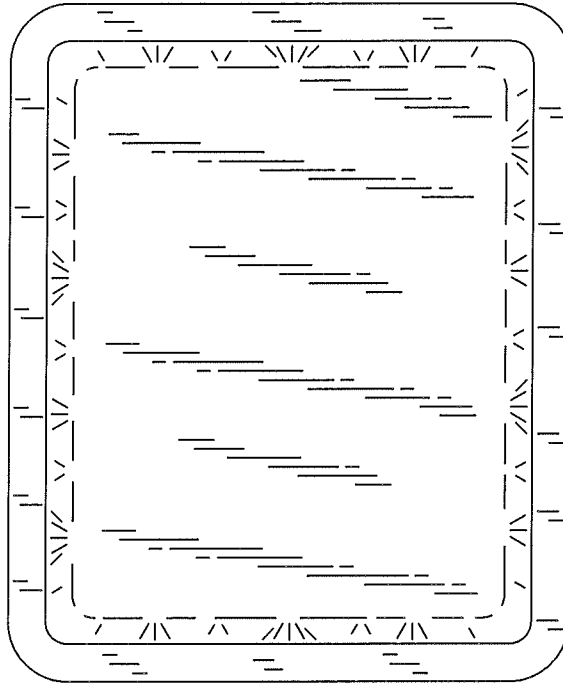


FIG. 4



FIG. 5

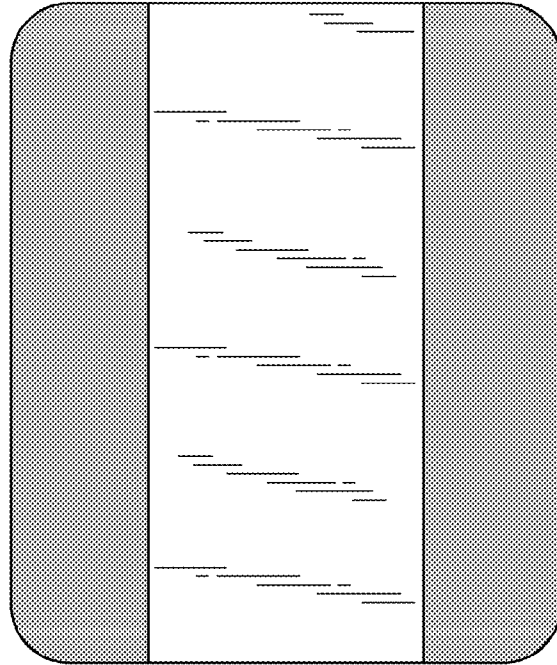


FIG. 6

