



US0D1002331S

(12) **United States Design Patent**  
**Wang**

(10) **Patent No.:** **US D1,002,331 S**

(45) **Date of Patent:** **\*\* Oct. 24, 2023**

- (54) **LOCK ESCUTCHEON**
- (71) Applicant: **TAIWAN FU HSING INDUSTRIAL CO., LTD.,** Kaohsiung (TW)
- (72) Inventor: **Jui-I Wang,** Kaohsiung (TW)
- (73) Assignee: **Taiwan Fu Hsing Industrial Co., Ltd.,** Kaohsiung (TW)

D872,560	S	*	1/2020	Watson	.....	D8/350
D905,535	S	*	12/2020	Liu	.....	D8/343
D906,783	S	*	1/2021	Jung	.....	D8/330
D911,818	S	*	3/2021	Lu	.....	D8/350
D911,819	S	*	3/2021	Liu	.....	D8/350
D911,820	S	*	3/2021	Liu	.....	D8/350
D914,485	S	*	3/2021	Lu	.....	D8/350
D914,486	S	*	3/2021	Lu	.....	D8/350
D915,176	S	*	4/2021	Singtoroj	.....	D8/331
D938,799	S	*	12/2021	Wei	.....	D8/331
2020/0224457	A1	*	7/2020	Shaw	.....	E05B 47/0012

(\*\*) Term: **15 Years**

(21) Appl. No.: **29/811,883**

(22) Filed: **Oct. 18, 2021**

(30) **Foreign Application Priority Data**

Sep. 22, 2021 (TW) ..... 110305105

(51) **LOC (14) CL.** ..... **08-07**

(52) **U.S. CL.**  
USPC ..... **D8/330**

(58) **Field of Classification Search**

USPC ..... D8/330-348, 350

CPC ..... E05B 39/00; E05B 43/00; E05B 45/00;

E05B 47/00; E05B 51/00; E05B 55/00;

E05B 63/00; E05B 65/00; E05B 73/00;

E05B 45/06; E05B 17/226

See application file for complete search history.

(56) **References Cited**

**U.S. PATENT DOCUMENTS**

D682,657	S	*	5/2013	Roberts, III	.....	D8/350
D682,658	S	*	5/2013	Cramer	.....	D8/350
D722,260	S	*	2/2015	Warmenhoven	.....	D8/350
D737,661	S	*	9/2015	Chan	.....	D8/350
D756,196	S	*	5/2016	Huang	.....	D8/350
D781,130	S	*	3/2017	Shargh	.....	D8/330
D835,970	S	*	12/2018	Morstatt	.....	D8/330
D844,411	S	*	4/2019	Griswold	.....	D8/353
D853,823	S	*	7/2019	Hsu	.....	D8/334

**OTHER PUBLICATIONS**

Smart Lock, posted Nov. 24, 2022 [online], [retrieved Feb. 16, 2023]. Retrieved from internet, <https://www.amazon.com/dp/B0BN99NCP1/> (Year: 2022).\*

\* cited by examiner

*Primary Examiner* — David G Muller

*Assistant Examiner* — Christina Gabrielle Cosden

(74) *Attorney, Agent, or Firm* — Rosenberg, Klein & Lee

(57) **CLAIM**

The ornamental design for a lock escutcheon, as shown and described.

**DESCRIPTION**

FIG. 1 is a perspective view of the lock escutcheon showing my new design;

FIG. 2 is a front elevational view thereof;

FIG. 3 is a left side elevational view thereof;

FIG. 4 is a right side elevational view thereof;

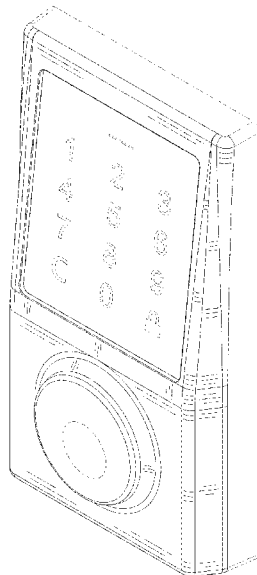
FIG. 5 is a top plan view thereof;

FIG. 6 is a bottom plan view thereof; and,

FIG. 7 is another perspective view thereof.

The broken line illustration of environmental structure in the drawings form no part of the claimed design.

**1 Claim, 7 Drawing Sheets**



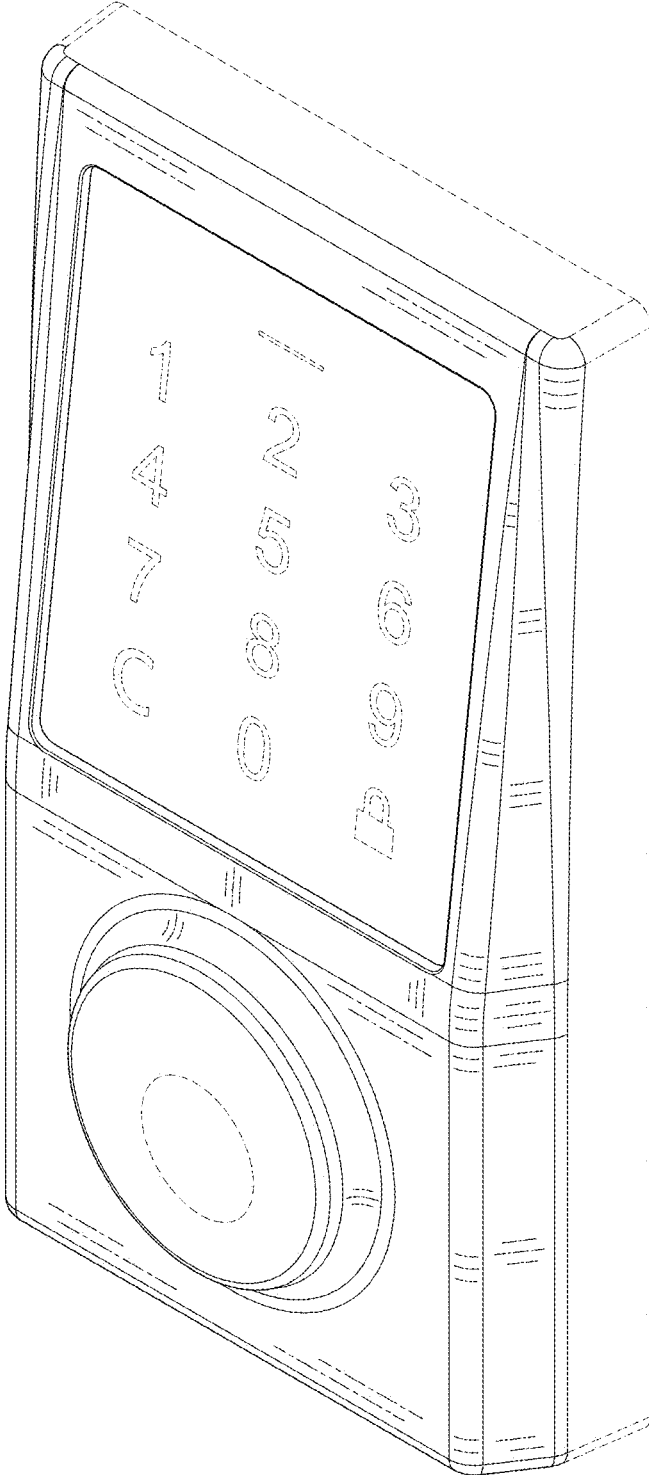


FIG.1




FIG.2

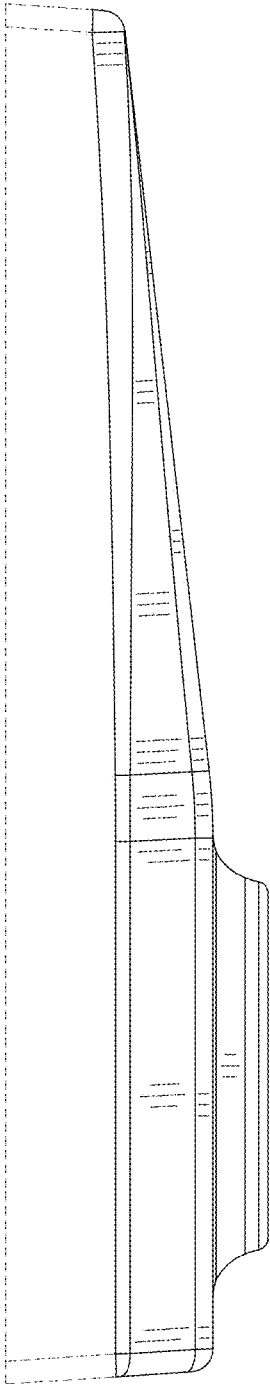


FIG.3

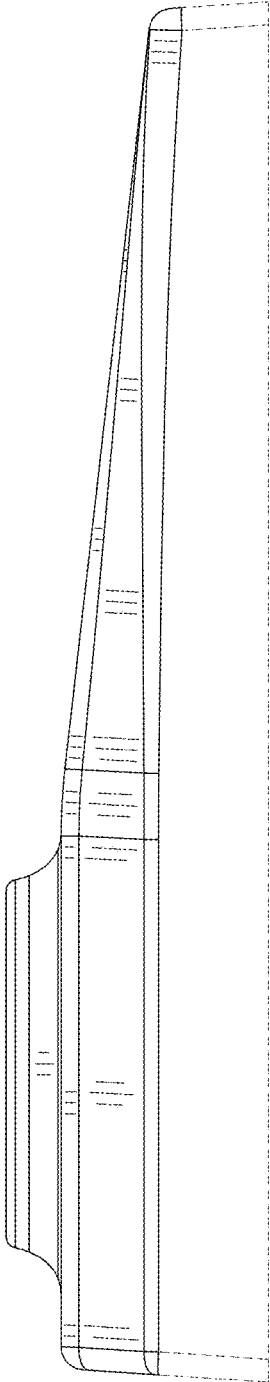


FIG.4

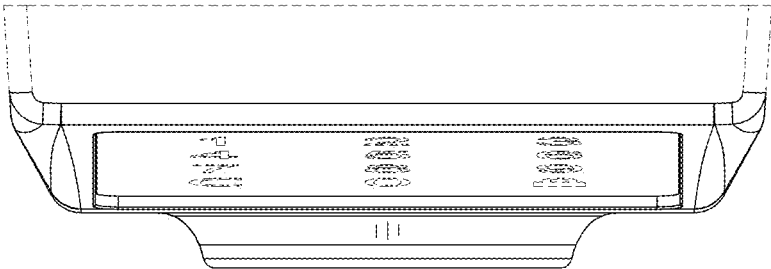


FIG.5




FIG.6

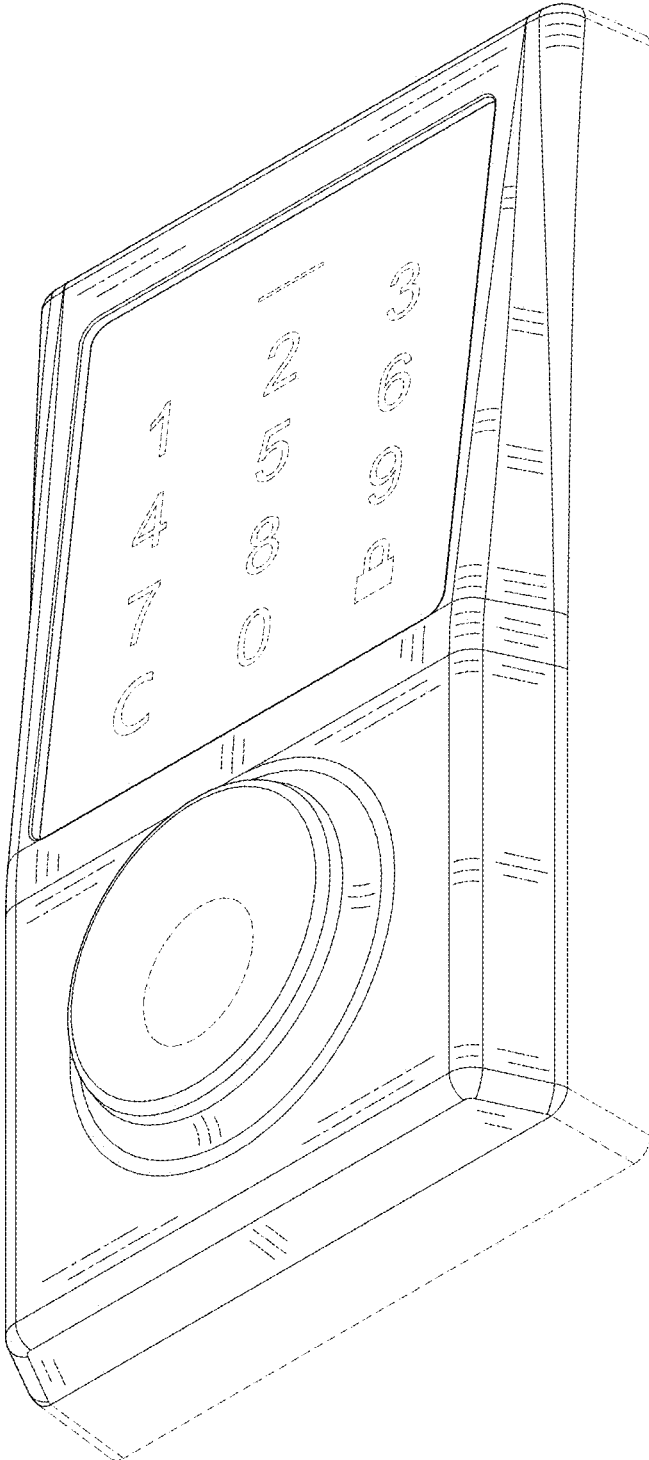


FIG.7