



US0D1039156S

(12) **United States Design Patent**
Kondrashov

(10) **Patent No.:** **US D1,039,156 S**

(45) **Date of Patent:** **** Aug. 13, 2024**

(54) **MEDICAL DEVICE 1**

(71) Applicant: **Dimitriy Kondrashov**, San Francisco, CA (US)

(72) Inventor: **Dimitriy Kondrashov**, San Francisco, CA (US)

(**) Term: **15 Years**

(21) Appl. No.: **29/879,070**

(22) Filed: **Jun. 30, 2023**

(51) **LOC (14) Cl.** **24-03**

(52) **U.S. Cl.**
USPC **D24/155**

(58) **Field of Classification Search**
USPC D24/155
CPC A61B 17/8061; A61B 17/7059; A61B 17/8052; A61B 17/8605; A61B 17/8085; A61B 17/809; A61B 17/8014; A61B 17/8033; A61B 17/8004; A61B 17/888; A61B 17/842; A61B 17/8023; A61B 17/8009; A61B 17/86; A61B 17/1739; A61B 17/8066; A61B 17/1671; A61B 17/1757; A61B 17/8071; A61B 17/176
See application file for complete search history.

D943,100 S * 2/2022 Robichaud D24/155
D967,959 S * 10/2022 Niver D24/155
D972,140 S * 12/2022 Horton D24/155
D977,645 S * 2/2023 Mason A61B 17/8014
D24/155
D977,646 S * 2/2023 Mason A61B 17/8014
D24/155
D1,017,035 S * 3/2024 Coyne D24/155
2005/0283153 A1 12/2005 Poyner et al.
2010/0082067 A1 4/2010 Kondrashov
2012/0215264 A1 8/2012 Lee
2013/0090688 A1 4/2013 Montello et al.
2014/0172023 A1 6/2014 Garamszegi
2015/0327901 A1 11/2015 Sutterlin, III
2016/0296259 A1 10/2016 Lee et al.
2020/0060732 A1 2/2020 van der Pol
2020/0375632 A1 12/2020 Shoshtaev

OTHER PUBLICATIONS

Titanium rods in back surgery, retrieved from the internet, retrieved on Jun. 12, 2023; <URL: <https://monib-health.com/en/post/5-titanium-rods-in-back-surgery>>.

* cited by examiner

Primary Examiner — Charles D Hanson

(57) **CLAIM**

The ornamental design for a medical device 1, as shown and described.

(56) **References Cited**

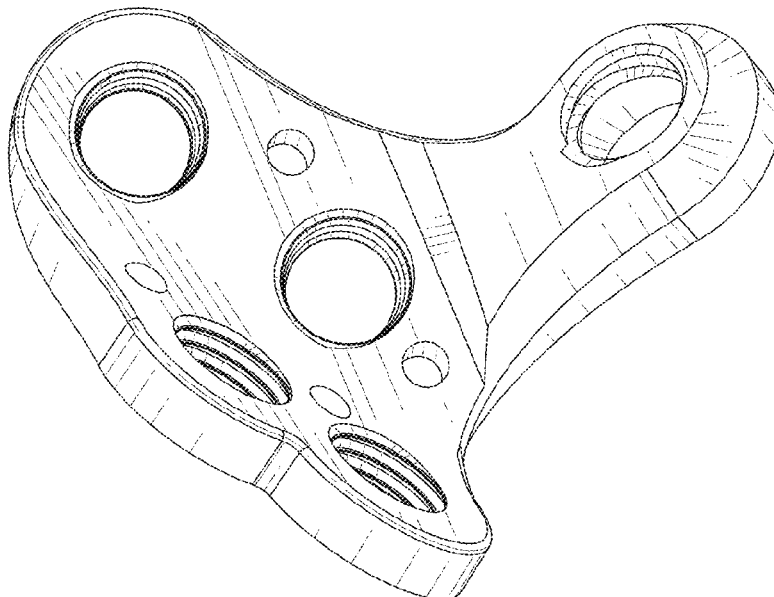
U.S. PATENT DOCUMENTS

8,394,131 B2 * 3/2013 Wing A61B 17/7044
606/264
9,877,747 B2 * 1/2018 Black A61B 17/7055
D857,899 S * 8/2019 Blacklidge A61B 17/8061
D24/155
D892,330 S * 8/2020 Firestone D24/155
10,765,459 B2 * 9/2020 Fiechter A61B 17/809
D903,870 S * 12/2020 Morrison D24/155
D923,792 S * 6/2021 Hollis D24/155

DESCRIPTION

FIG. 1 is a perspective view of a medical device 1 showing my new design;
FIG. 2 is a top view thereof;
FIG. 3 is a left-side view thereof;
FIG. 4 is a right-side view thereof;
FIG. 5 is a front-side view thereof; and,
FIG. 6 is a rear view thereof.

1 Claim, 6 Drawing Sheets



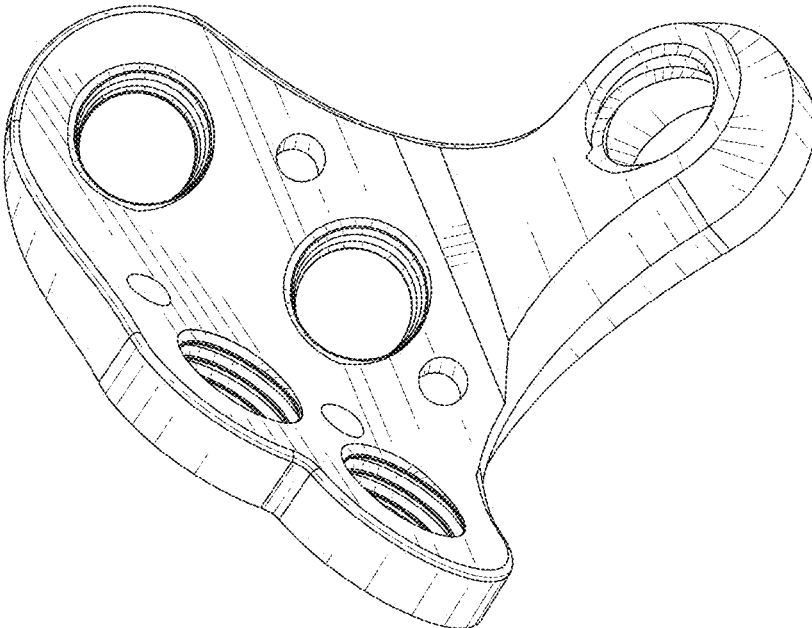


FIG. 1

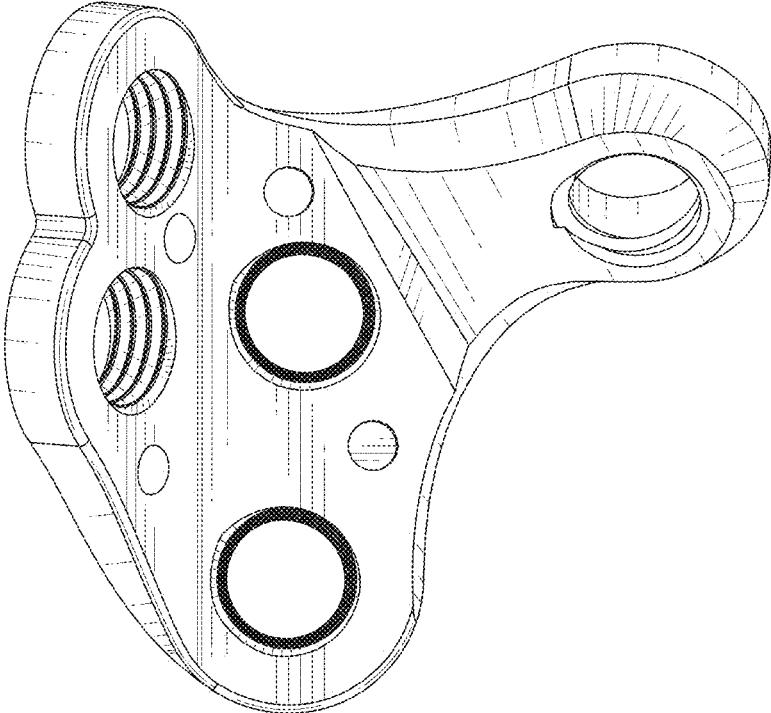


FIG. 2

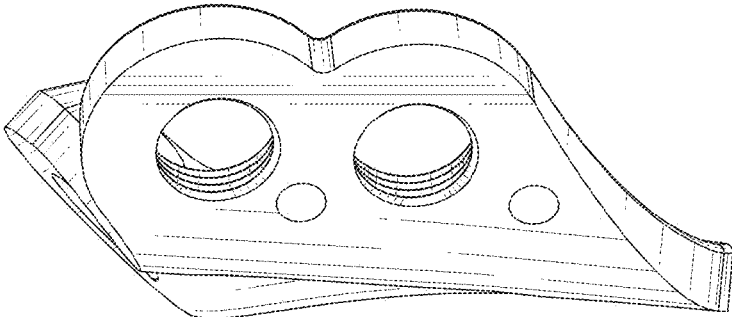


FIG. 3

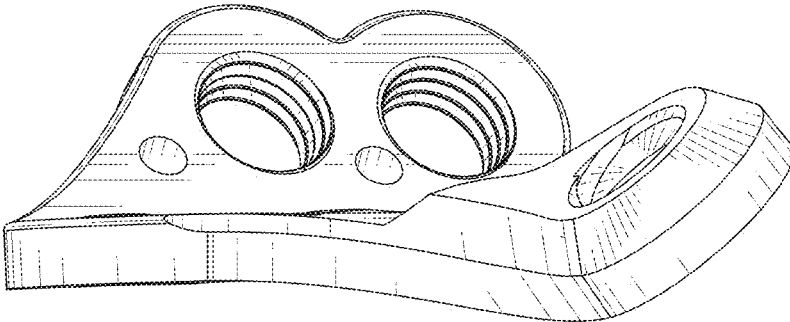


FIG. 4

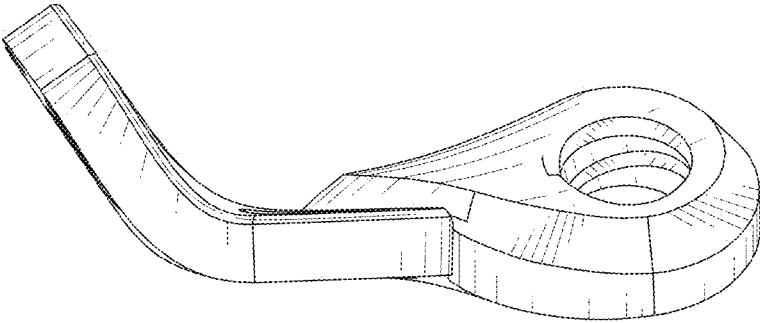


FIG. 5

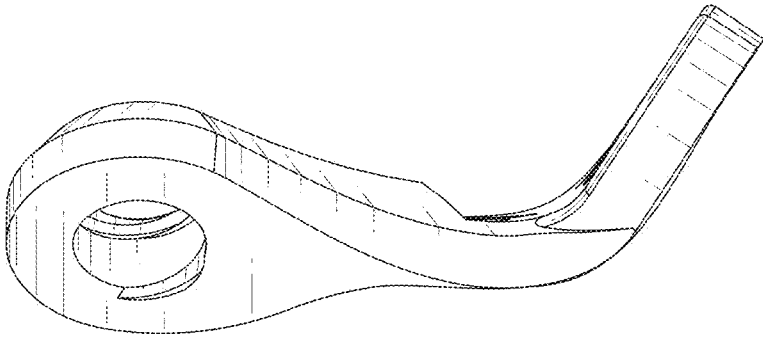


FIG. 6