



US00D393808S

United States Patent [19]

[11] Patent Number: **Des. 393,808**

Lindsey et al.

[45] Date of Patent: ****Apr. 28, 1998**

[54] **VOICE ACTIVATED WATER FAUCET CONTROL UNIT**

[76] Inventors: **Kenneth R. Lindsey**, 3210 Teakwood Cir., Louisville, Ky. 40216; **Cindy Hutcheson**, 619 Drummond Way, Fairdale, Ky. 40118

5,184,642 2/1993 Powell 4/623 X

Primary Examiner—James Gandy
Assistant Examiner—Cathron B. Matta

[**] Term: **14 Years**

[57] CLAIM

The ornamental design for a voice activated water faucet control unit, as shown and described.

[21] Appl. No.: **63,801**

DESCRIPTION

[22] Filed: **Dec. 16, 1996**

FIG. 1 is a front plan view of the voice activated water faucet control unit of the present invention;

[51] LOC (6) Cl. **10-04**

FIG. 2 is a rear plan view of the voice activated water faucet control unit of FIG. 1;

[52] U.S. Cl. **D10/103; D10/125; D13/162**

FIG. 3 is a left side plan view of the voice activated water faucet control unit of FIG. 1;

[58] Field of Search **D13/162, 177;**

D10/49, 50, 96, 101, 103, 125; 4/213, 304, 406, 623, DIG. 3; 137/607, 625.17, 625.4; 251/105, 129.04, 288

FIG. 4 is a right side plan view of the voice activated water faucet control unit of FIG. 1;

FIG. 5 is a top plan view of the voice activated water faucet control unit of FIG. 1; and,

[56] References Cited

U.S. PATENT DOCUMENTS

- D. 288,921 3/1987 Peck D13/177
- D. 364,107 11/1995 Nesicolaci D10/103
- D. 364,573 11/1995 Pearsall D10/50
- D. 373,571 9/1996 Zambelli et al. D13/162
- D. 377,026 12/1996 Cuteri et al. D14/191 X

FIG. 6 is a bottom plan view of the voice activated water faucet control unit of FIG. 1.

The broken line showing of words and numbers is for illustrative purposes only and forms no part of the claimed design.

1 Claim, 3 Drawing Sheets

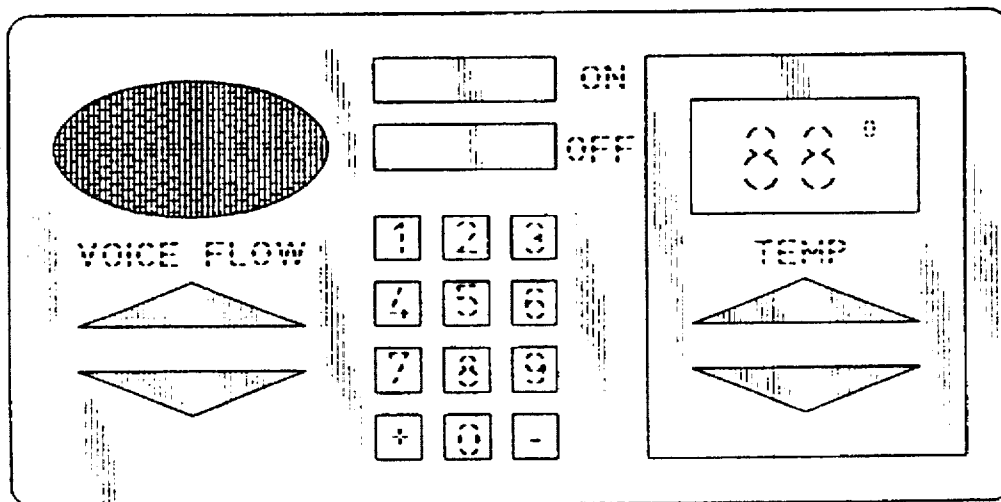


FIG. 1

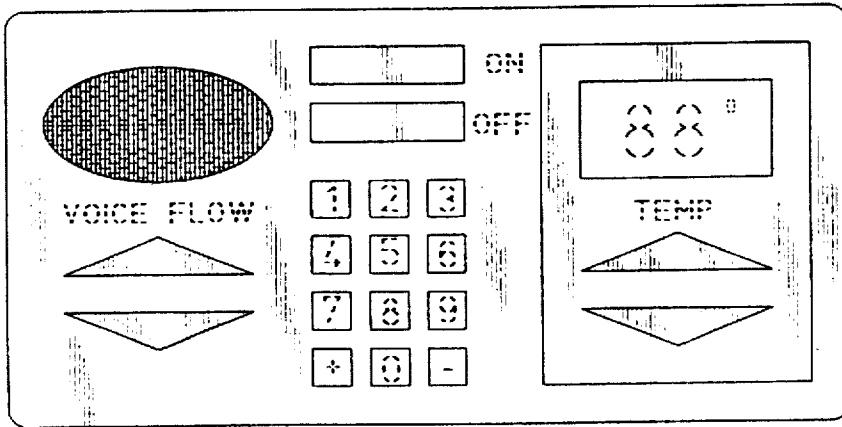


FIG. 2




FIG. 3

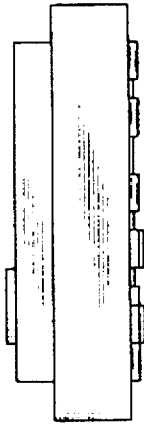


FIG. 4




FIG. 5




FIG. 6

