



US00D677586S

(12) **United States Design Patent**
Graff

(10) **Patent No.:** **US D677,586 S**

(45) **Date of Patent:** **** Mar. 12, 2013**

(54) **WATCH**

(75) **Inventor:** **Laurence Graff, Gstaad (CH)**

(73) **Assignee:** **Venber SA, Geneva (CH)**

(**) **Term:** **14 Years**

(21) **Appl. No.:** **29/425,135**

(22) **Filed:** **Jun. 20, 2012**

(51) **LOC (9) Cl.** **10-02**

(52) **U.S. Cl.** **D10/39; D10/36**

(58) **Field of Classification Search** **D10/30-39,**
D10/122-132; 368/276, 281, 282, 285, 223,
368/228, 232

See application file for complete search history.

(56) **References Cited**

U.S. PATENT DOCUMENTS

1,045,106	A	*	11/1912	Mayer	63/40
2,361,563	A	*	10/1944	Pellaton	368/80
2,385,234	A	*	9/1945	Schmitz	368/288
D186,180	S	*	9/1959	Diamond	D10/39
4,466,745	A	*	8/1984	Eichmann	368/281
D339,532	S	*	9/1993	Frappe	D10/39
D351,565	S	*	10/1994	Ito	D10/126
D386,979	S	*	12/1997	Kubisch	D10/32
D462,279	S	*	9/2002	Minoli	D10/39
6,570,823	B1	*	5/2003	Gilomen et al.	368/113
D476,907	S	*	7/2003	Calvani et al.	D10/32

D476,908	S	*	7/2003	Ellia	D10/39
D512,654	S	*	12/2005	Scheufele	D10/39
D540,197	S	*	4/2007	Pasternak et al.	D10/32
D546,715	S	*	7/2007	Gruosi-Scheufele	D10/39
D559,130	S	*	1/2008	Laucella	D10/39
D561,050	S	*	2/2008	Laucella	D10/39
D615,882	S	*	5/2010	Laucella	D10/39
D627,243	S	*	11/2010	Deleskiewicz et al.	D10/39
D656,418	S	*	3/2012	Scheufele	D10/39
D666,115	S	*	8/2012	Calvani	D10/126
D667,317	S	*	9/2012	Jamin	D10/39
D667,319	S	*	9/2012	Jamin	D10/39

* cited by examiner

Primary Examiner — Lucy Lieberman

(74) *Attorney, Agent, or Firm* — Clifford W. Browning;
Krieg DeVault LLP

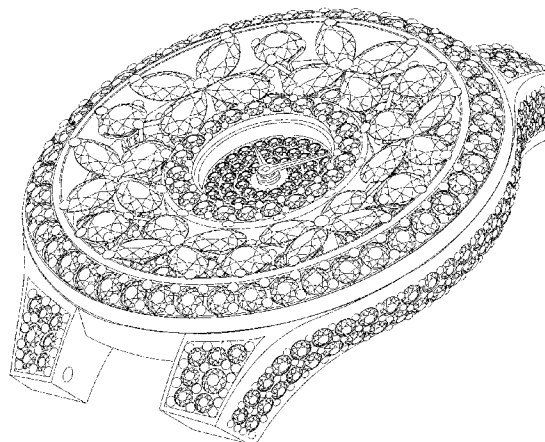

(57) **CLAIM**

The ornamental design for a watch, as shown and described.

DESCRIPTION

FIG. 1 is a top view of the watch of the present invention.
FIG. 2 is a bottom view of the watch of FIG. 1.
FIG. 3 is a right side view of the watch of FIG. 1.
FIG. 4 is a left side view of the watch of FIG. 1.
FIG. 5 is a front view of the watch of FIG. 1.
FIG. 6 is a rear view of the watch of FIG. 1; and,
FIG. 7 is a top, right-side perspective view of the watch of
FIG. 1.

1 Claim, 7 Drawing Sheets






FIG. 1

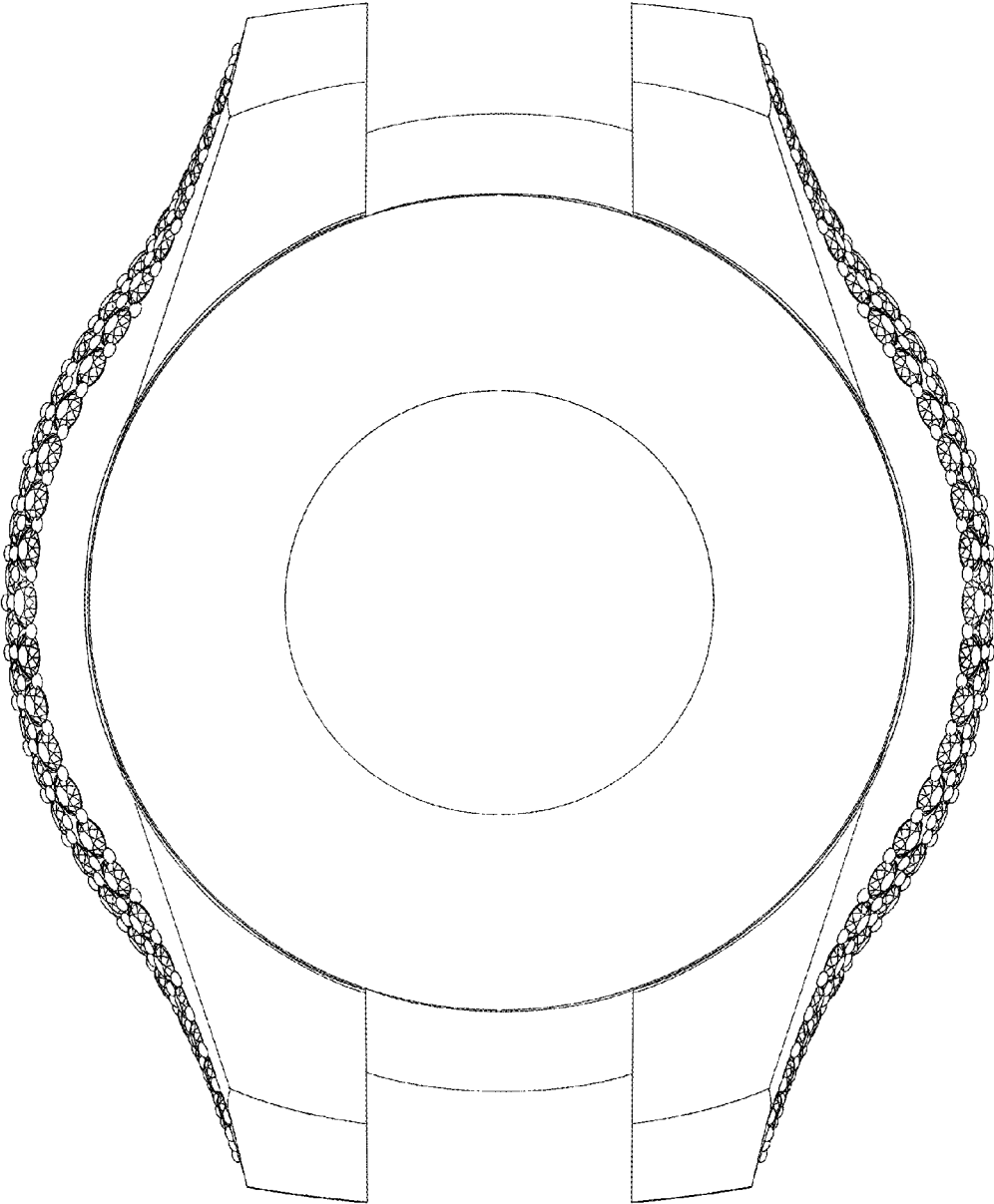


FIG. 2

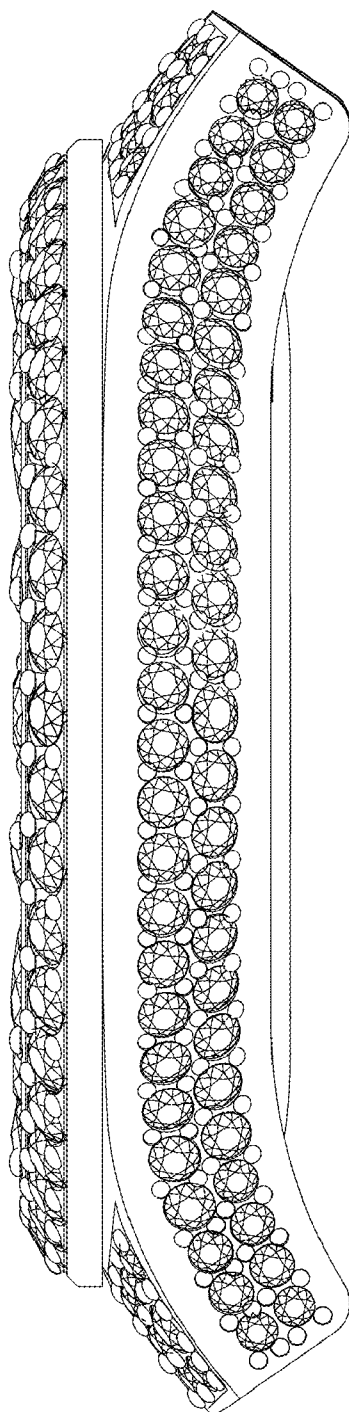


FIG. 3

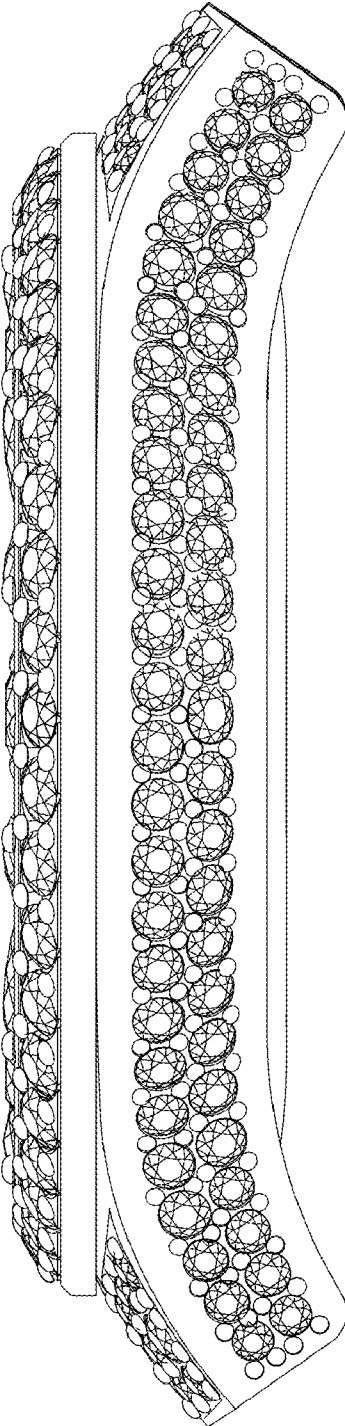


FIG. 4

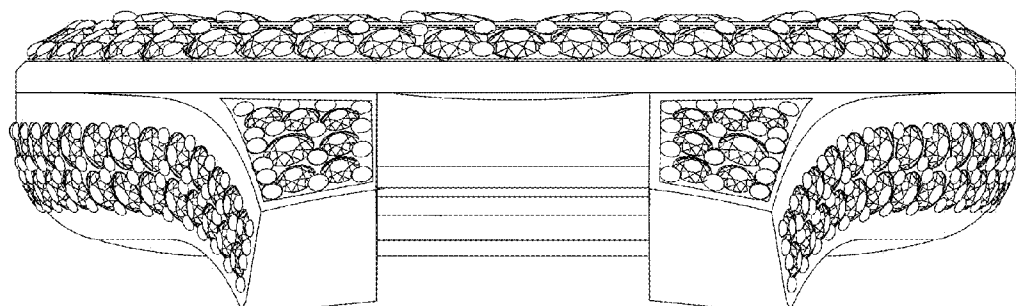


FIG. 5

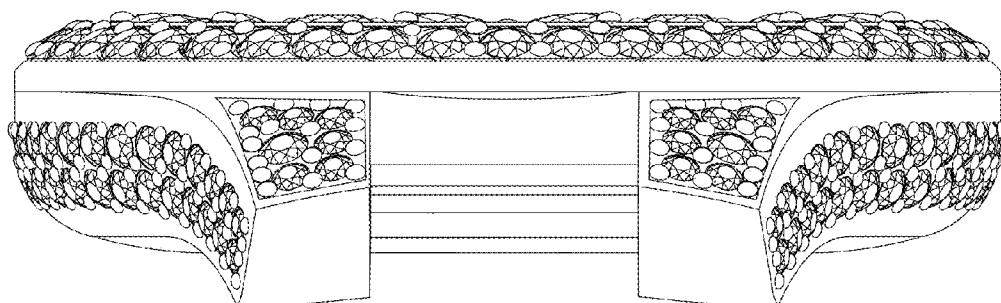


FIG. 6

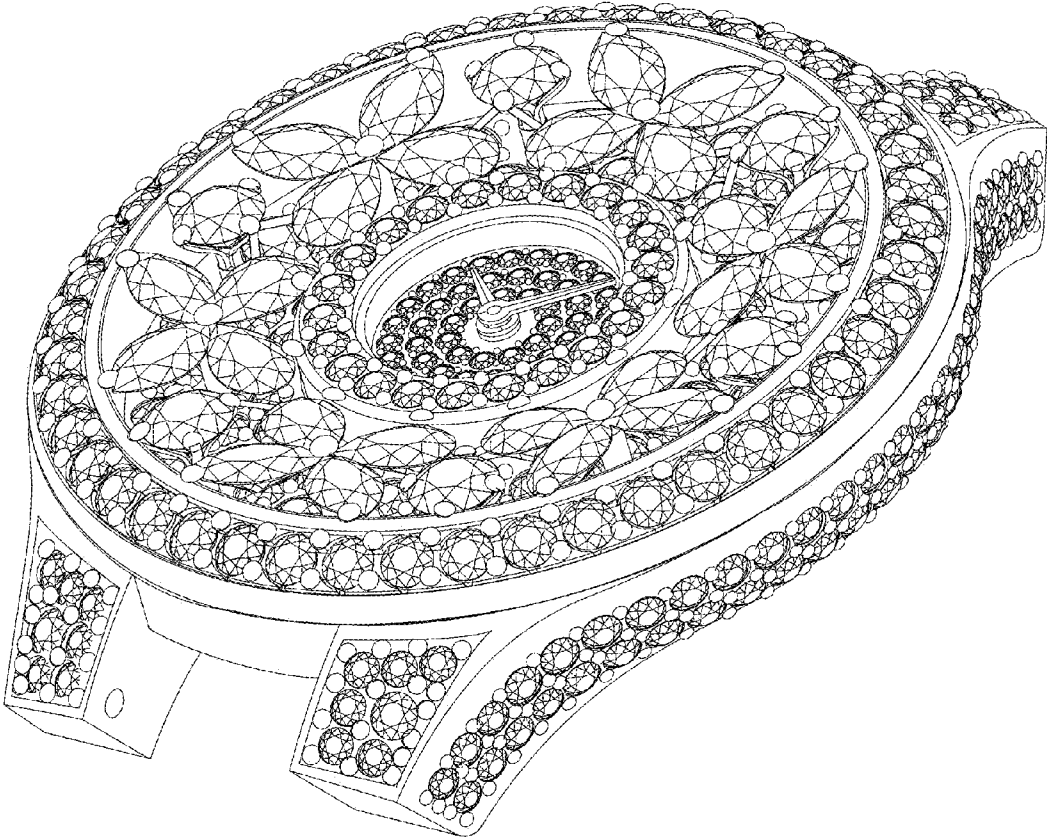


FIG. 7