



US00D963214S

(12) **United States Design Patent** (10) **Patent No.:** **US D963,214 S**
Langhals et al. (45) **Date of Patent:** **** Sep. 6, 2022**

- (54) **TAIL LAMP (INNER)**
- (71) Applicants: **Taylor A. Langhals**, Waterford, MI (US); **Tome Jovanoski**, Shelby Township, MI (US); **Timothy W. Anness**, Rochester Hills, MI (US)
- (72) Inventors: **Taylor A. Langhals**, Waterford, MI (US); **Tome Jovanoski**, Shelby Township, MI (US); **Timothy W. Anness**, Rochester Hills, MI (US)
- (73) Assignee: **FCA US LLC**, Auburn Hills, MI (US)
- (**) Term: **15 Years**
- (21) Appl. No.: **29/815,326**
- (22) Filed: **Nov. 12, 2021**

Related U.S. Application Data

- (63) Continuation-in-part of application No. 29/727,316, filed on Mar. 10, 2020, now Pat. No. Des. 935,940.
 - (51) **LOC (13) Cl.** **26-06**
 - (52) **U.S. Cl.**
USPC **D26/28**
 - (58) **Field of Classification Search**
USPC D26/28-36, 139
CPC F21S 48/00; F21S 48/10; F21S 48/115; F21S 48/225; F21S 48/1233; F21S 48/1266; F21S 48/1388; F21S 48/2268; F21V 5/00; F21V 21/04; F21V 29/004; B60Q 9/13; B60Q 9/135; B60Q 9/1375; F21W 2102/17; F21W 2103/00; F21W 2103/35; F21W 2103/55; F21W 2107/13; F21W 2107/17
- See application file for complete search history.

- (56) **References Cited**
U.S. PATENT DOCUMENTS
D676,166 S * 2/2013 Lai D26/28
D706,471 S * 6/2014 Lai D26/28
D718,893 S * 12/2014 Lai D26/28
D720,870 S * 1/2015 Lim D26/28
D721,450 S * 1/2015 Lai D26/28
D761,463 S * 7/2016 Lai D26/28
D796,715 S * 9/2017 Lin D26/28
- * cited by examiner
- Primary Examiner* — Marcus A Jackson
- (74) *Attorney, Agent, or Firm* — Ralph E. Smith

(57) **CLAIM**

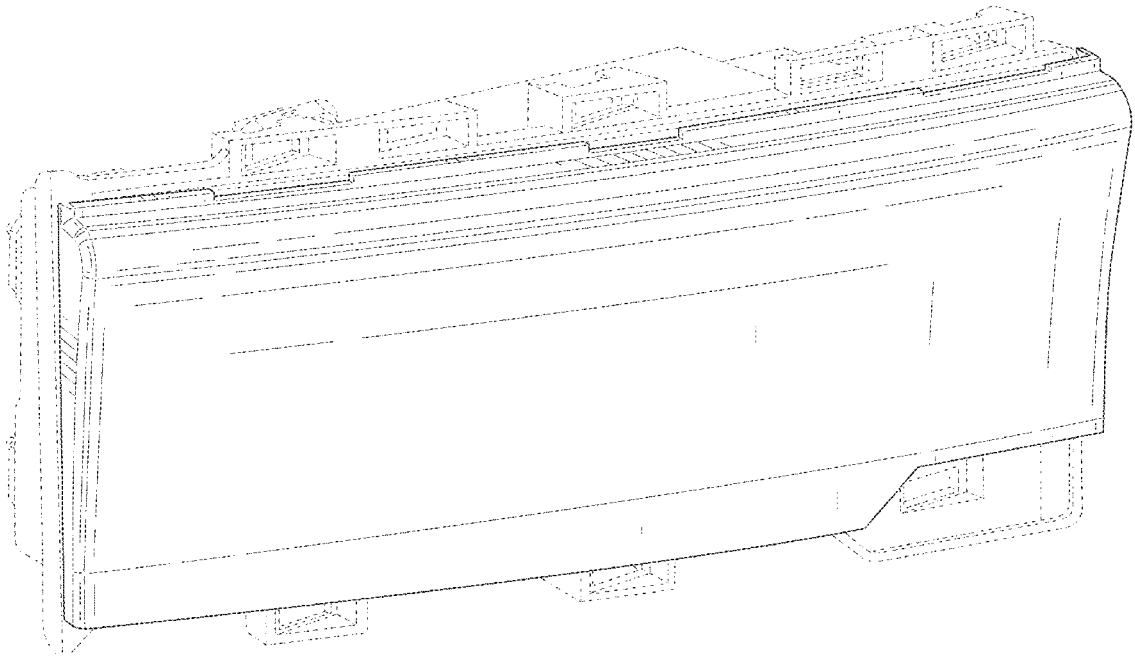
The ornamental design for a tail lamp (inner), as shown and described.

DESCRIPTION

FIG. 1 is a front perspective view of a tail lamp (inner) showing our new design;
 FIG. 2 is a front view thereof;
 FIG. 3 is a rear view thereof;
 FIG. 4 is a left side view thereof;
 FIG. 5 is a right side view thereof;
 FIG. 6 is a top view thereof; and,
 FIG. 7 is a bottom view thereof.

It will be understood that the broken lines shown in the drawings illustrate portions of the tail lamp (inner) that form no part of the claimed design.

1 Claim, 6 Drawing Sheets



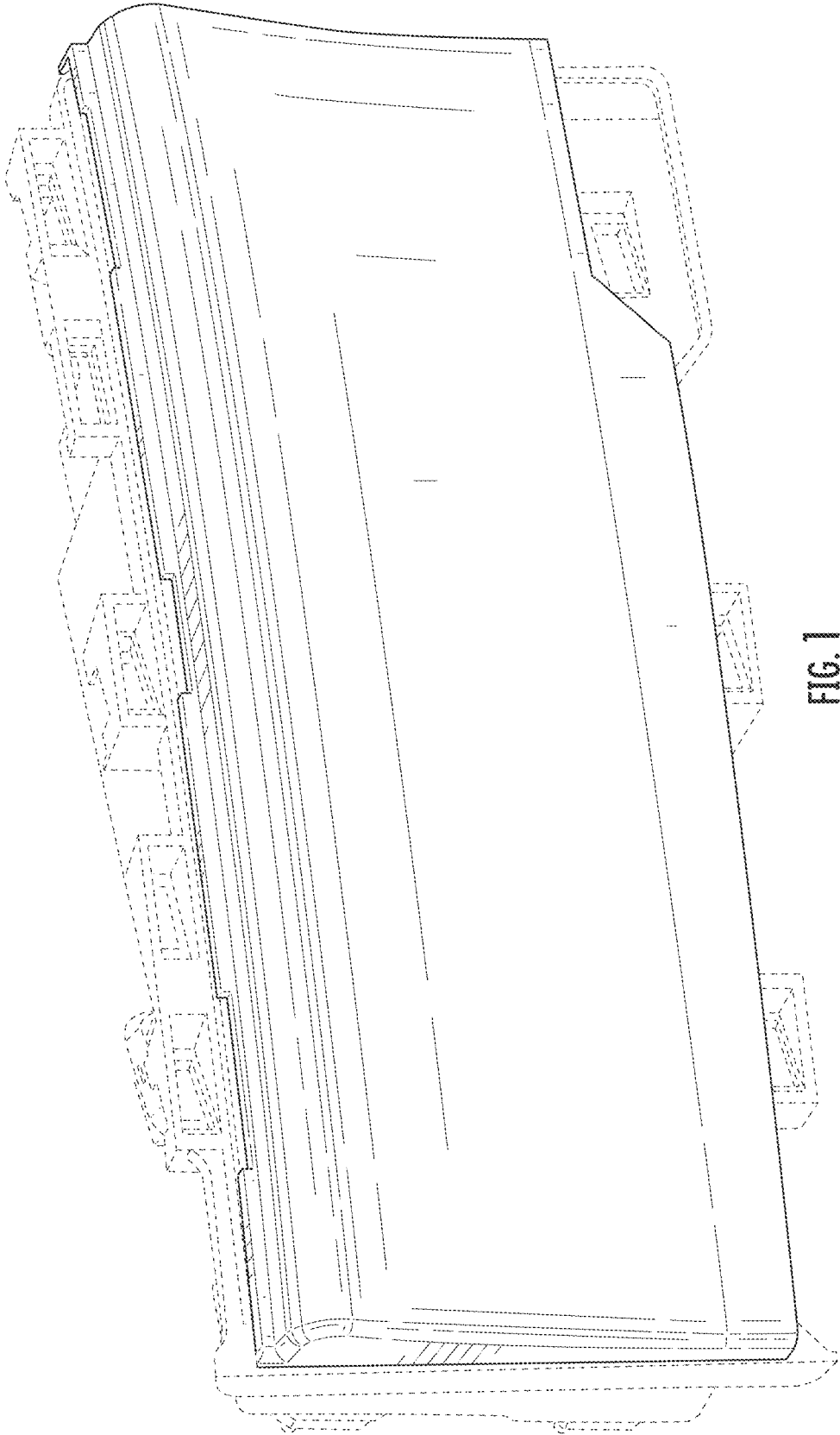


FIG. 1

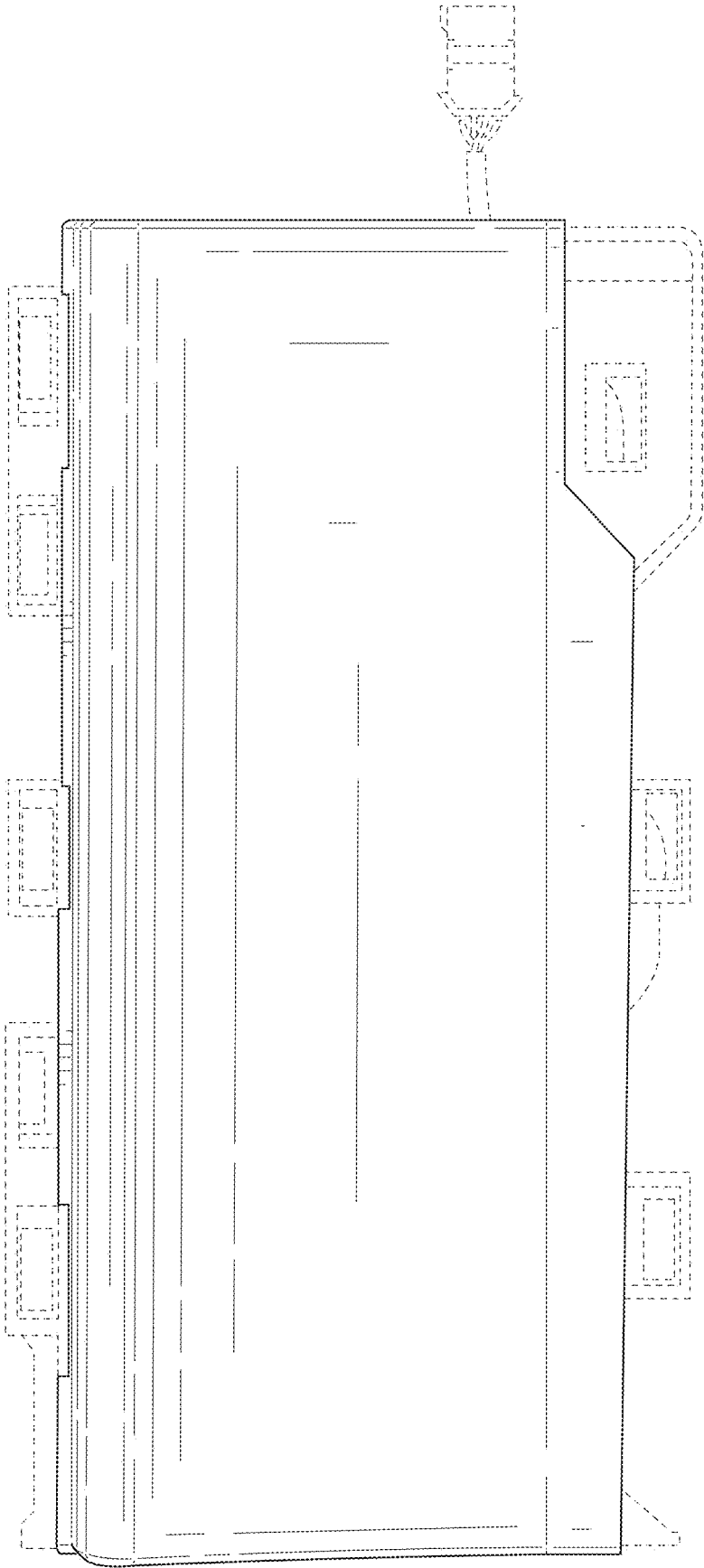


FIG. 2




FIG. 3

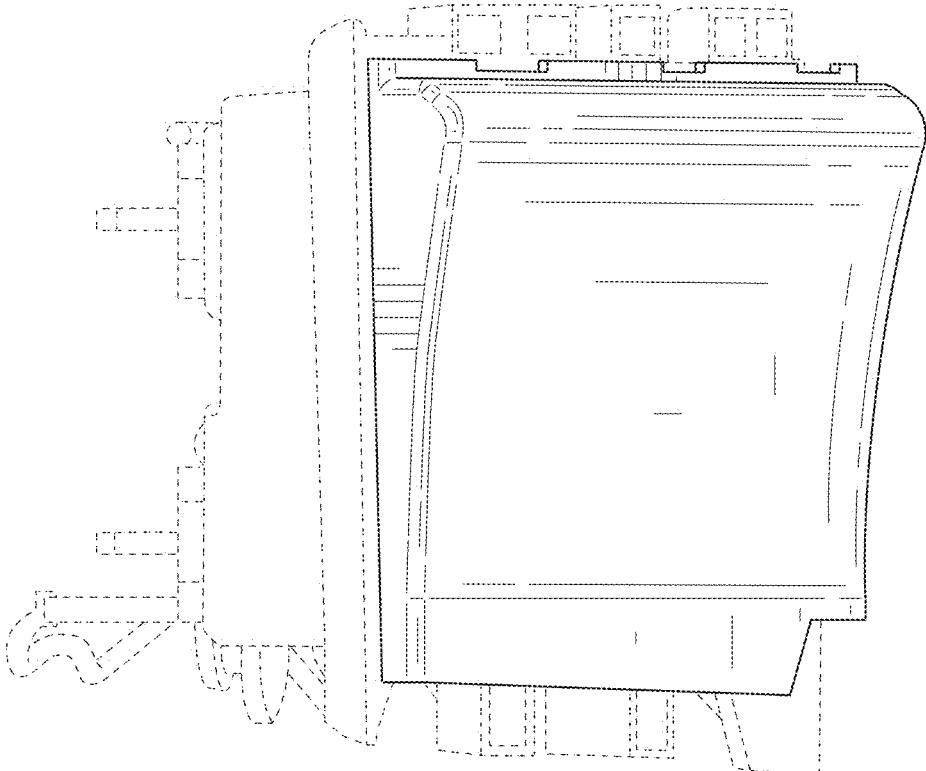


FIG. 4

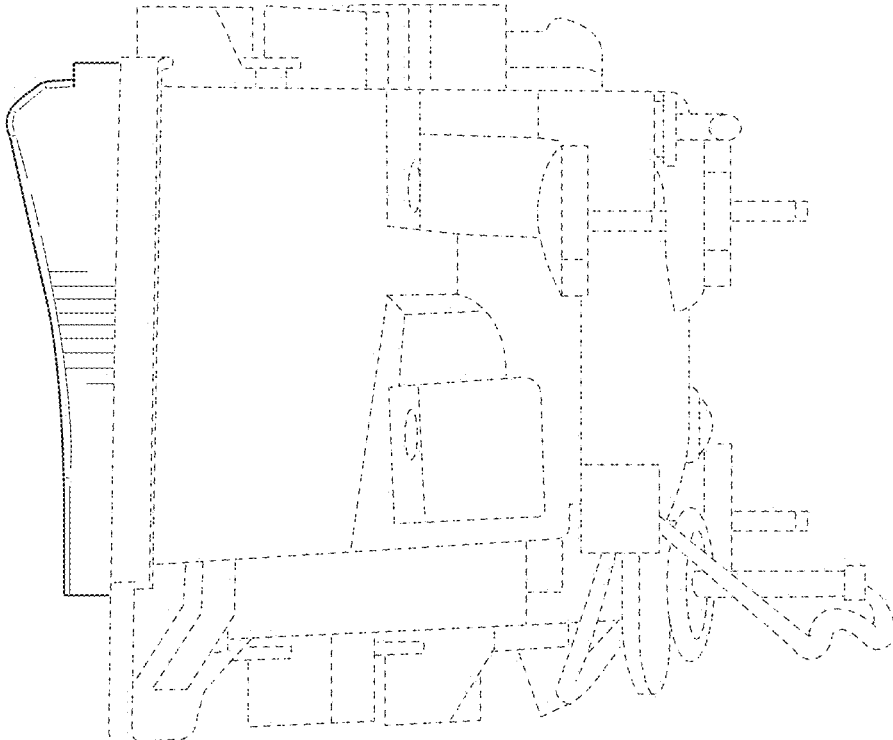


FIG. 5

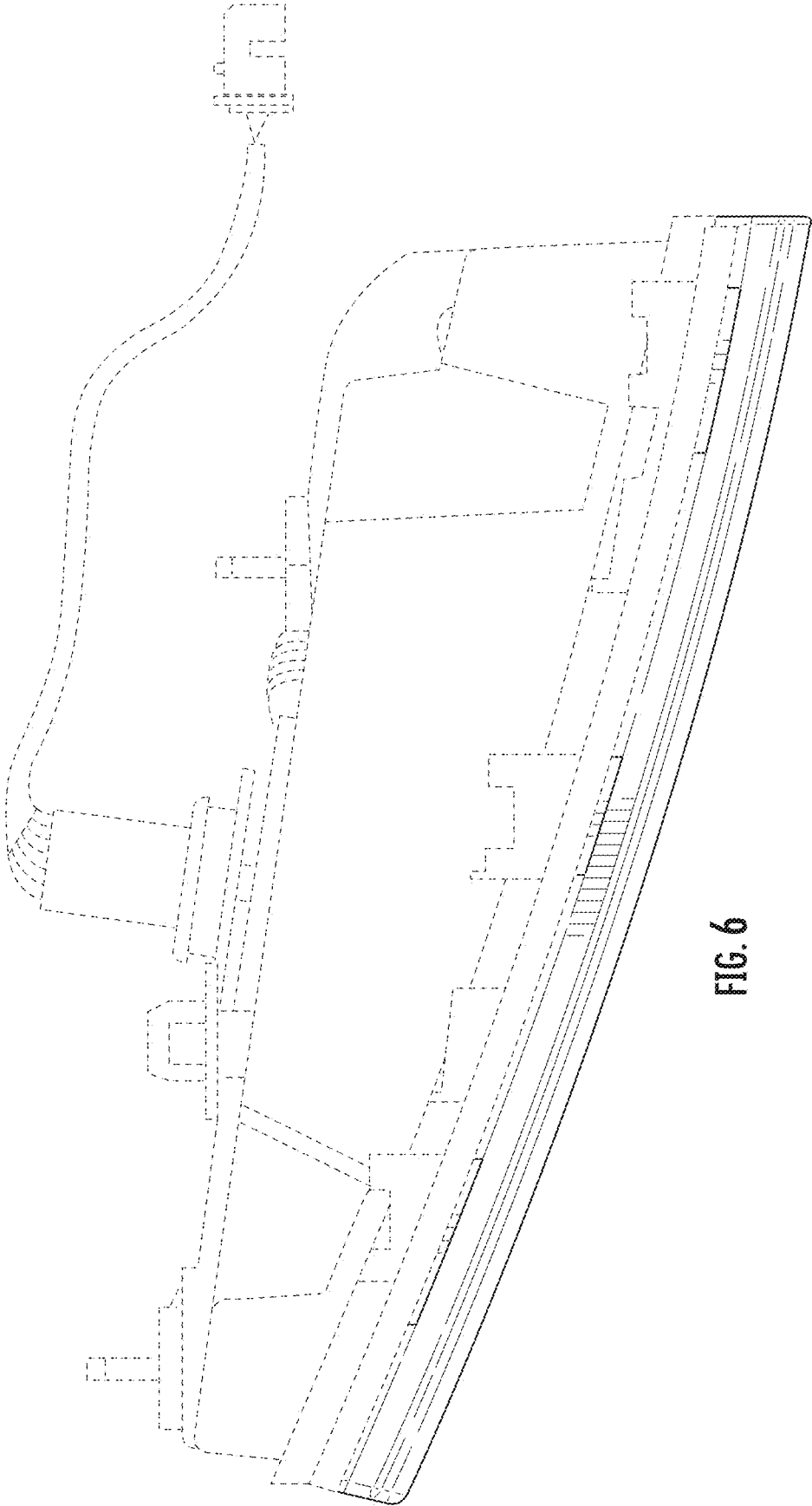


FIG. 6

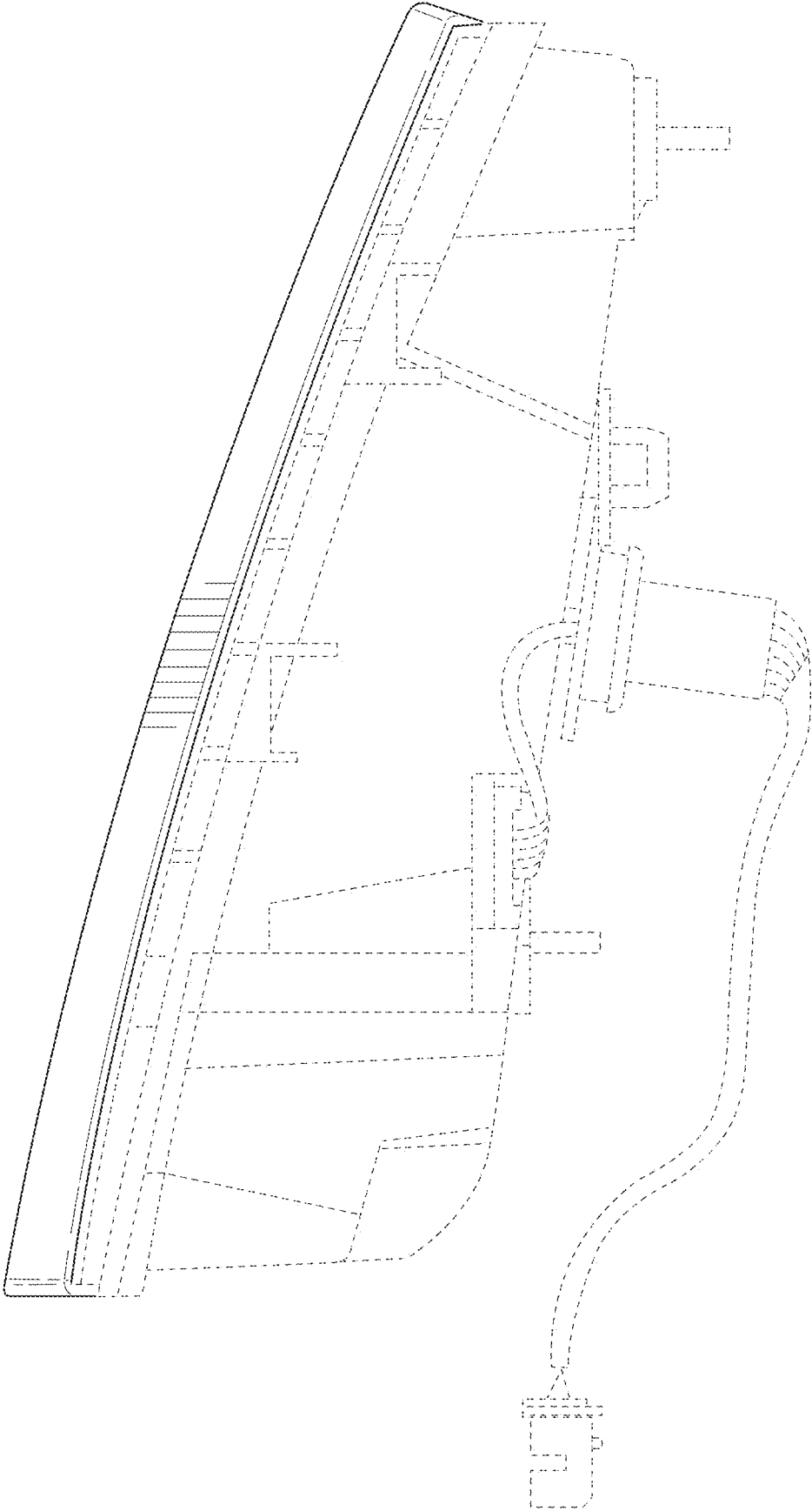


FIG. 7