



US00D814185S

(12) **United States Design Patent**  
**Liu**

(10) **Patent No.:** **US D814,185 S**

(45) **Date of Patent:** **\*\* Apr. 3, 2018**

(54) **WALLET FOR CARD, CASH AND CELLPHONE**

(71) Applicant: **Ying Liu**, Hubei (CN)

(72) Inventor: **Ying Liu**, Hubei (CN)

(\*\*) Term: **15 Years**

(21) Appl. No.: **29/582,308**

(22) Filed: **Oct. 26, 2016**

(51) **LOC (11) Cl.** ..... **03-01**

(52) **U.S. Cl.** ..... **D3/249**  
USPC .....

(58) **Field of Classification Search**  
USPC ..... D3/247, 249–253  
CPC ..... A45C 3/08; A45C 1/06  
See application file for complete search history.

(56) **References Cited**

**U.S. PATENT DOCUMENTS**

D369,239 S *	4/1996	Deutch	.....	D21/394
D613,502 S *	4/2010	Hardy	.....	D3/247
D698,148 S *	1/2014	Sassi	.....	D3/247
D735,473 S *	8/2015	Bulgari	.....	D3/243

\* cited by examiner

*Primary Examiner* — Holly H Baynham

(57) **CLAIM**


The ornamental design for wallet for card, cash and cell-phone, as shown and described.

**DESCRIPTION**

FIG. 1 is a front plan view thereof;  
 FIG. 2 is a back plan view thereof;  
 FIG. 3 is a left plan view thereof;  
 FIG. 4 is a right plan view thereof;  
 FIG. 5 is a top plan view thereof;  
 FIG. 6 is a bottom plan view thereof;  
 FIG. 7 is a perspective view thereof, showing my new design in a folded position;  
 FIG. 8 is a perspective view thereof, showing my new design in a unfolded position;  
 FIG. 9 is a perspective view thereof, showing my new design in a unfolded position;  
 FIG. 10 is a perspective view thereof, showing my new design in a unfolded position;  
 FIG. 11 is a perspective view thereof, showing my new design in a unfolded position; and,  
 FIG. 12 is a front elevational view in an unfolded position, with the cellphone holder detached and showing the opposite side.

The broken lines representing stitching are part of the claimed design.

**1 Claim, 12 Drawing Sheets**






FIG.1




FIG.2




FIG.3

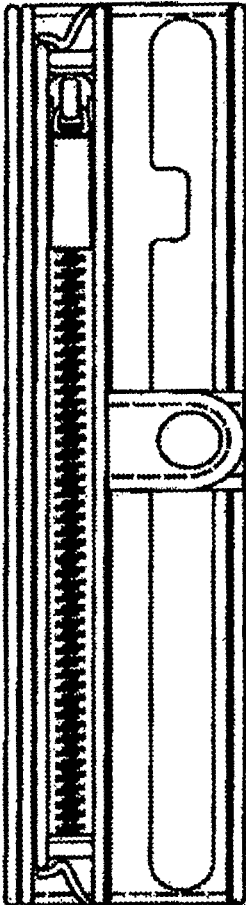


FIG.4



FIG.5




FIG.6

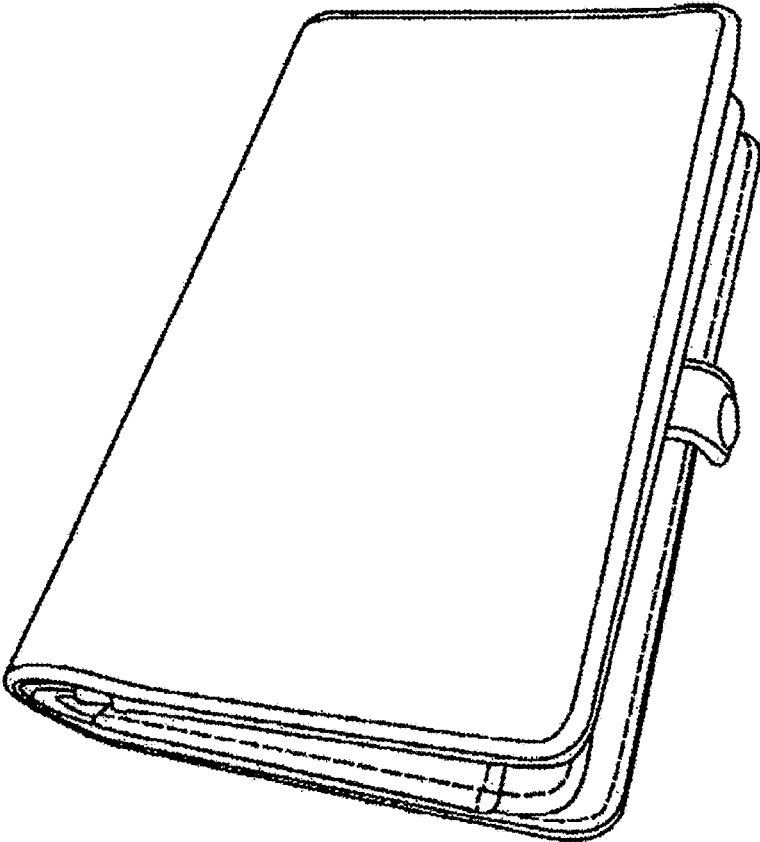


FIG. 7






FIG.8




FIG.9

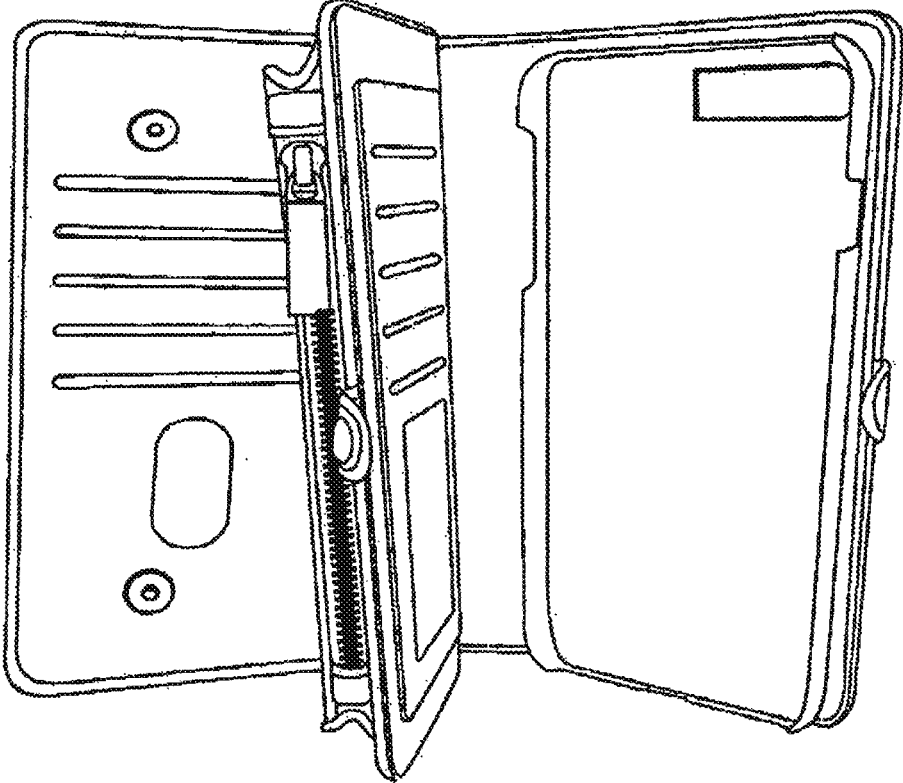


FIG.10

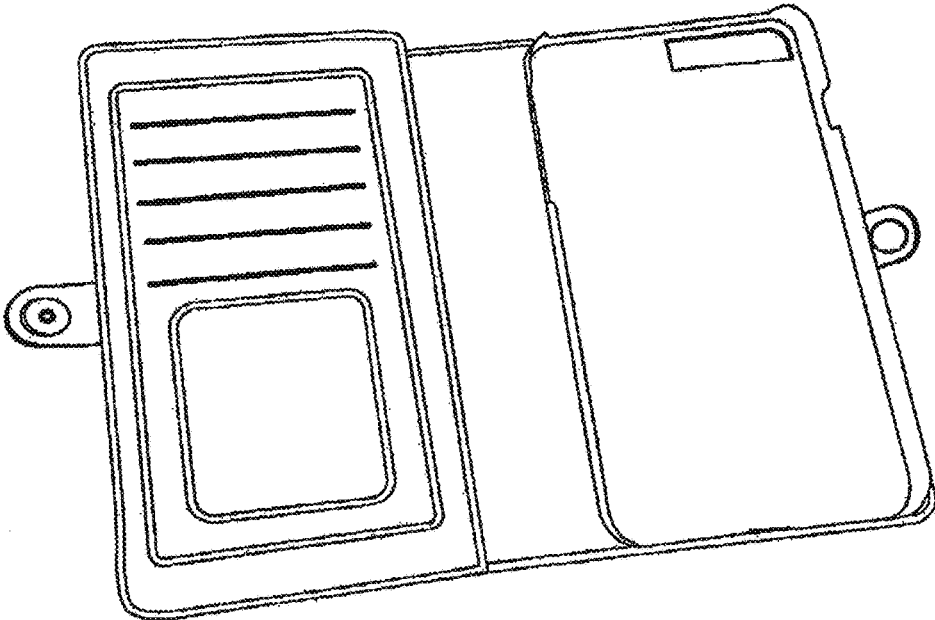


FIG.11

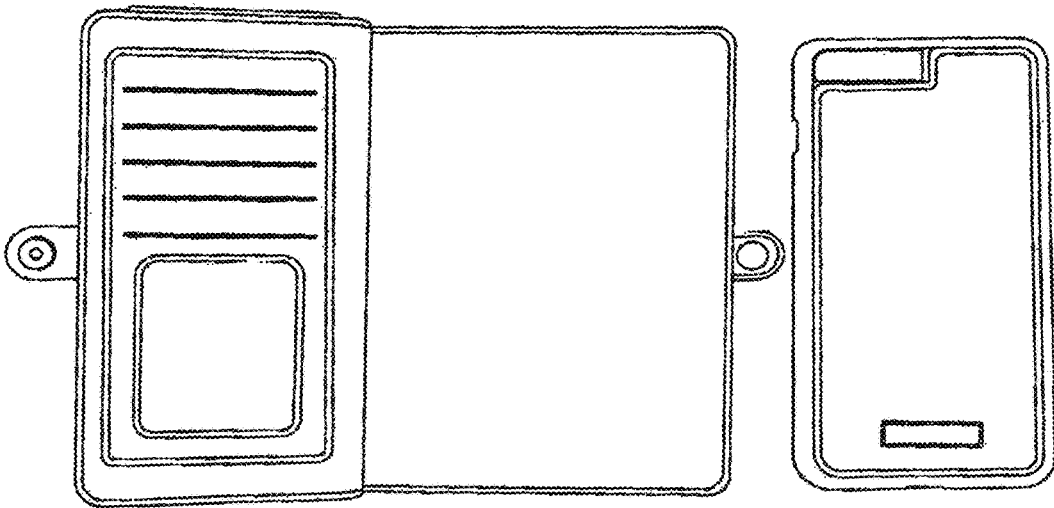


FIG. 12