



(12) **United States Design Patent** (10) **Patent No.:** **US D859,908 S**
Demers et al. (45) **Date of Patent:** **** Sep. 17, 2019**

(54) **PIE PAN**

(71) Applicant: **ANCHOR HOCKING, LLC**,
Columbus, OH (US)

(72) Inventors: **Brian Joseph Demers**, Charlotte, NC
(US); **Ludwin Miguel Mora**,
Columbus, OH (US)

(73) Assignee: **ANCHOR HOCKING, LLC**,
Columbus, OH (US)

(**) Term: **15 Years**

(21) Appl. No.: **29/668,837**

(22) Filed: **Nov. 2, 2018**

(56) **References Cited**

U.S. PATENT DOCUMENTS

D7,948 S *	12/1874	Bryce	D7/562
D283,389 S	4/1986	Durand		
D404,258 S	1/1999	Indekeu		
D424,934 S	5/2000	McCann		
D456,306 S	4/2002	Master		
D551,911 S	10/2007	Hayes		
D576,840 S	9/2008	Hayes		
D578,928 S *	10/2008	White	D11/152
D579,816 S *	11/2008	Lambert	D11/152
D592,671 S *	5/2009	Moshes	D14/484.1
D618,557 S *	6/2010	Jin	D9/545
D648,976 S	11/2011	Thurlow		
D656,034 S	3/2012	Wanders		
D668,066 S *	10/2012	Diringer	D5/66
D674,244 S	1/2013	Sar Shalom		

(Continued)

Primary Examiner — Ricky Pham
 (74) *Attorney, Agent, or Firm* — Tucker Ellis LLP

Related U.S. Application Data

(62) Division of application No. 29/615,229, filed on Aug. 28, 2017, now Pat. No. Des. 836,382.

(51) **LOC (12) Cl.** **07-02**

(52) **U.S. Cl.**
USPC **D7/354**


(58) **Field of Classification Search**
USPC D5/66; D7/323, 354-361, 543, 545, 549, D7/550.1, 553.1-553.8, 554.1-554.4, 555, D7/562, 575, 584, 586, 688; D9/430-433, 455-456, 655, 737, D9/756-762; D11/152; D14/484.1
CPC .. A21B 3/00; A21B 3/003; A21B 3/13; A21B 3/15; A21B 3/134; A21B 5/00; A21B 5/02; A44C 27/00; A47J 36/022; A47J 36/025; A47J 36/027; A47J 37/00; A47J 37/04; A47J 43/28; A47J 43/284; B65D 1/22; B65D 1/24; B65D 1/34; B65D 1/36; B65D 81/343; B65D 85/36
See application file for complete search history.

(57) **CLAIM**
The ornamental design for a pie pan, as shown and described.

DESCRIPTION

FIG. 1 is a top perspective view of another embodiment of the pie pan.
 FIG. 2 is a side view thereof, the opposite side view being a mirror image thereof.
 FIG. 3 is a front view thereof, the opposite rear view being a mirror image thereof.
 FIG. 4 is a top view thereof; and,
 FIG. 5 is a bottom view thereof.
 The evenly-spaced broken lines in the drawings are included for purpose of illustrating portions of the square baking pan that form no part of the claimed design. The dot-dash-dot broken lines in the drawings are included for the purpose of defining the boundary of the claim, it being understood that the dot-dash-dot broken lines themselves form no part of the claimed design.

1 Claim, 4 Drawing Sheets



(56)

References Cited

U.S. PATENT DOCUMENTS

D694,578	S	12/2013	Eide	
D699,075	S	2/2014	Mariotti	
D716,611	S	* 11/2014	Pople	D7/396.4
D734,102	S	7/2015	Schonfeld	
D734,204	S	* 7/2015	Thuma	D11/152
D734,990	S	7/2015	Pople	
D835,934	S	* 12/2018	Demers	D7/354
D835,935	S	* 12/2018	Demers	D7/354
D836,382	S	* 12/2018	Demers	D7/354
D842,641	S	* 3/2019	Demers	D7/354
2010/0307671	A1	* 12/2010	David	A44C 27/00 156/247

* cited by examiner




FIG. 1




FIG. 2




FIG. 3

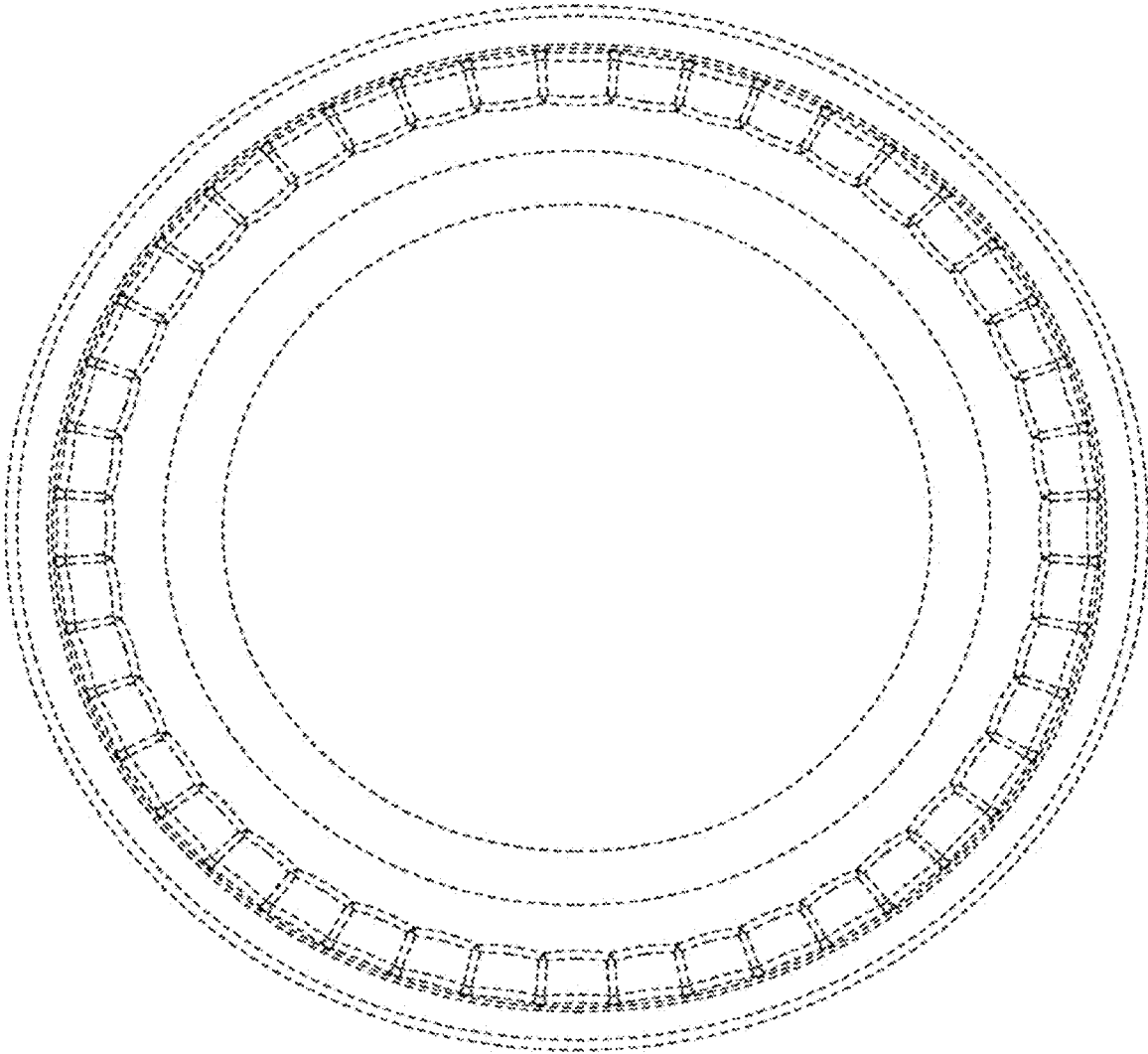


FIG. 4

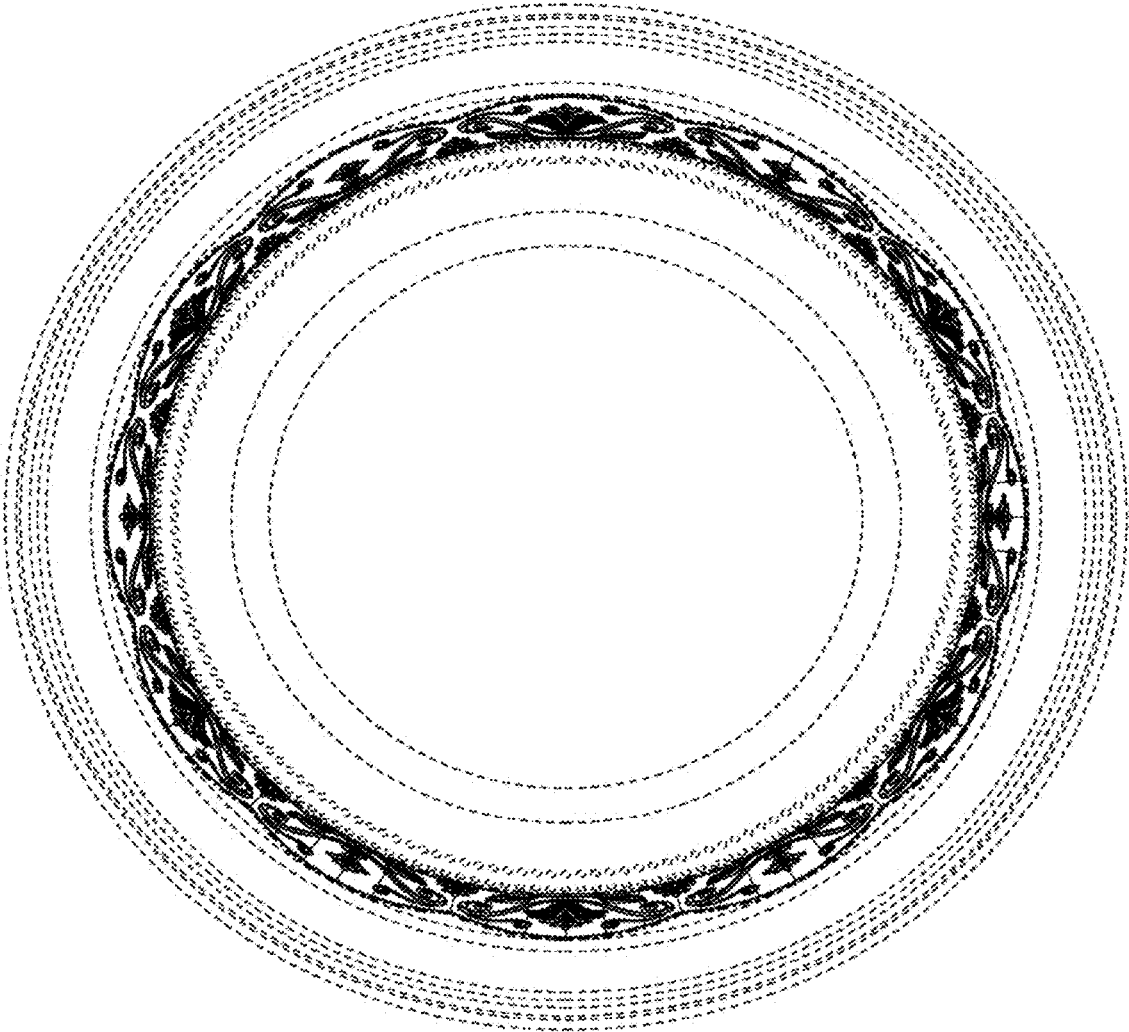


FIG. 5