



US00D941129S

(12) **United States Design Patent**
Chen

(10) **Patent No.:** **US D941,129 S**

(45) **Date of Patent:** **** Jan. 18, 2022**

(54) **HOOK**
(71) Applicant: **Mengnan Chen**, Fuding (CN)
(72) Inventor: **Mengnan Chen**, Fuding (CN)
(**) Term: **15 Years**
(21) Appl. No.: **29/773,449**

7,748,673 B2 *	7/2010	Barrese	A47H 13/02 248/215
D631,332 S	1/2011	Bauer et al.	
D646,960 S *	10/2011	Goodman	D8/372
D707,112 S	6/2014	Schraufnagel et al.	
D742,727 S *	11/2015	Martin	D8/372
D813,324 S *	3/2018	Batten	D21/694
D816,354 S *	5/2018	Richardson	D6/323
D819,431 S	6/2018	Goodman et al.	
D878,186 S *	3/2020	Toye	D8/370
D913,778 S *	3/2021	Huang	D8/372

(22) Filed: **Mar. 9, 2021**
(51) **LOC (13) Cl.** **08-05**
(52) **U.S. Cl.**
USPC **D8/372; D8/367**
(58) **Field of Classification Search**
USPC D8/349, 354, 367; D6/323
CPC A47G 25/1471; A47H 13/02
See application file for complete search history.

* cited by examiner

Primary Examiner — Cynthia R Underwood

(56) **References Cited**

U.S. PATENT DOCUMENTS

D255,646 S *	7/1980	Fischer	D8/370
5,018,694 A *	5/1991	Olson	A47G 25/1471 248/340
D396,371 S *	7/1998	Oliver	D6/552
D422,199 S *	4/2000	Snell	D8/372
D432,316 S *	10/2000	Duggan	D6/317
D613,586 S *	4/2010	Goodman	D8/367

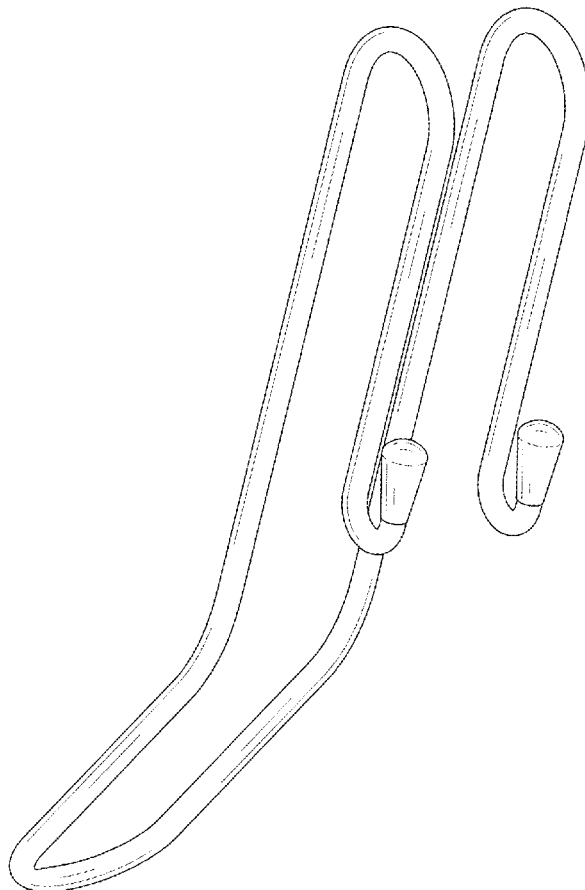
(57) **CLAIM**

The ornamental design for a hook, as shown and described.

DESCRIPTION

FIG. 1 is a first perspective view of a hook showing my new design;
FIG. 2 is a second perspective view thereof;
FIG. 3 is a front view thereof;
FIG. 4 is a back view thereof;
FIG. 5 is a left side view thereof;
FIG. 6 is a right side view thereof;
FIG. 7 is a top view thereof; and,
FIG. 8 is a bottom view thereof.

1 Claim, 8 Drawing Sheets



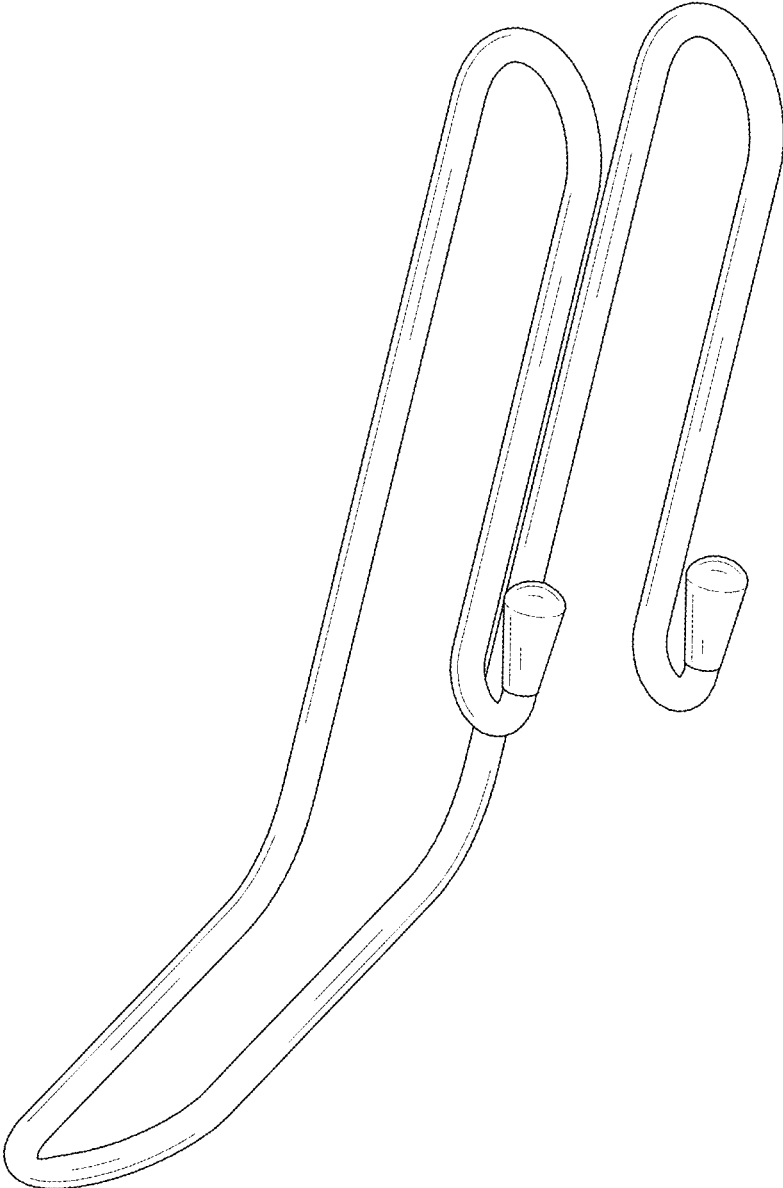


FIG. 1

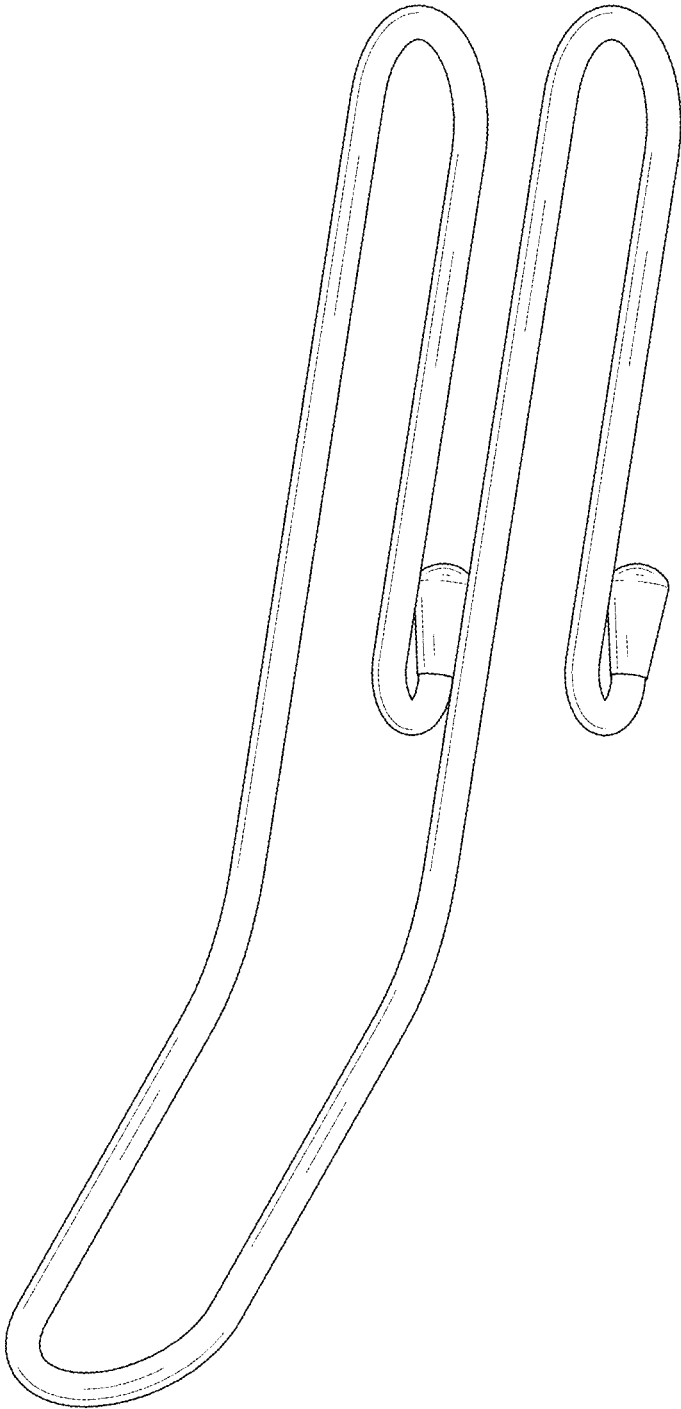


FIG. 2

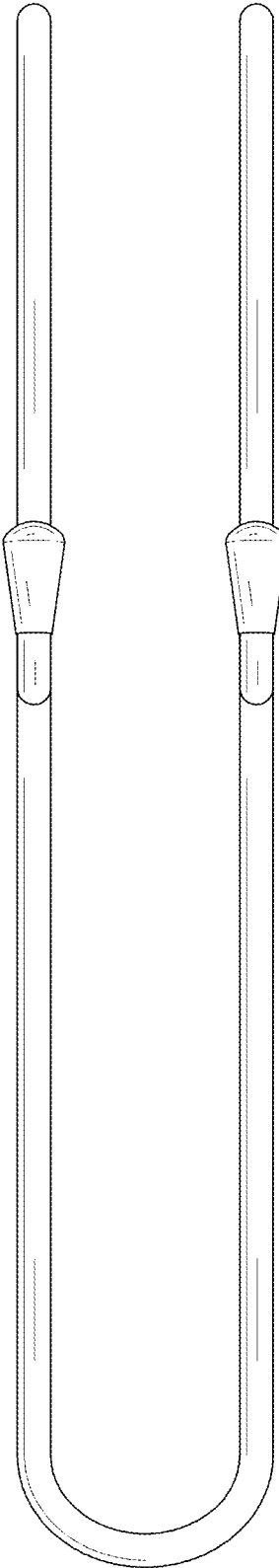


FIG. 3




FIG. 4

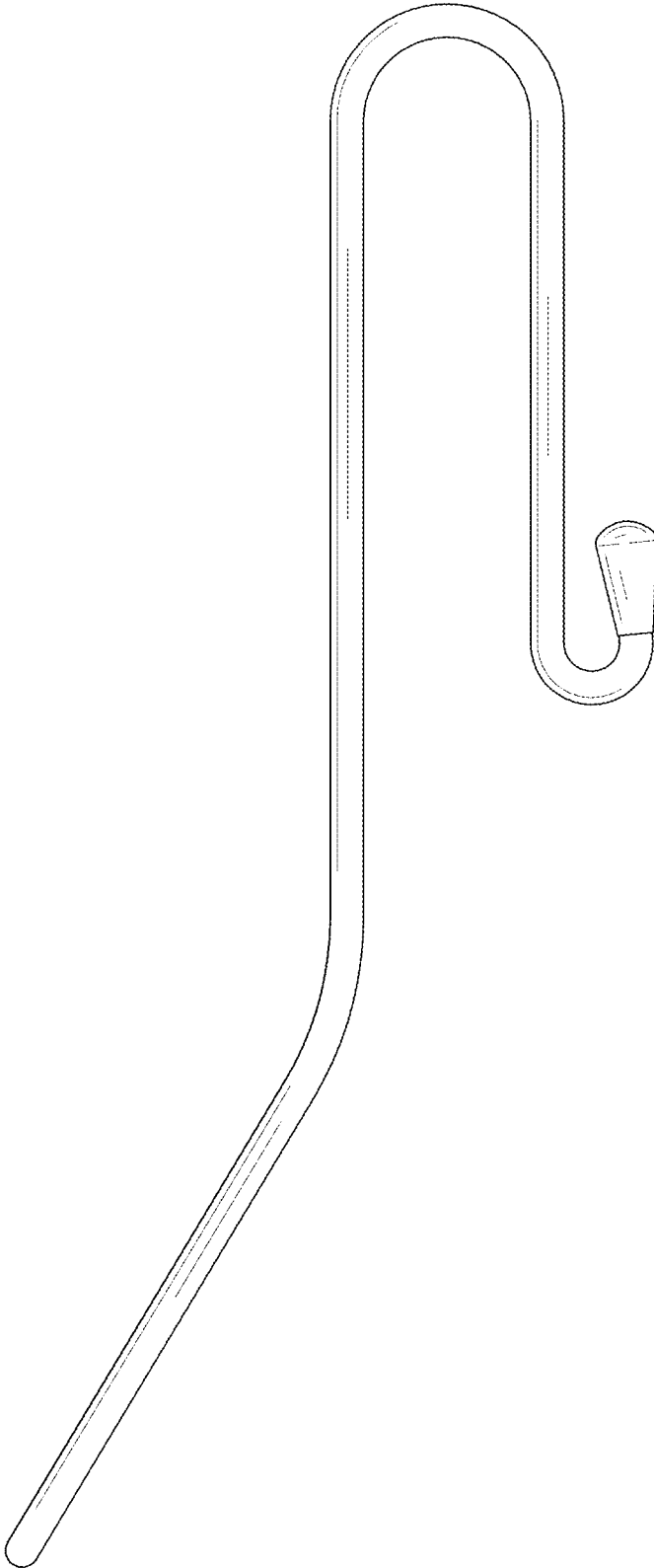


FIG. 5

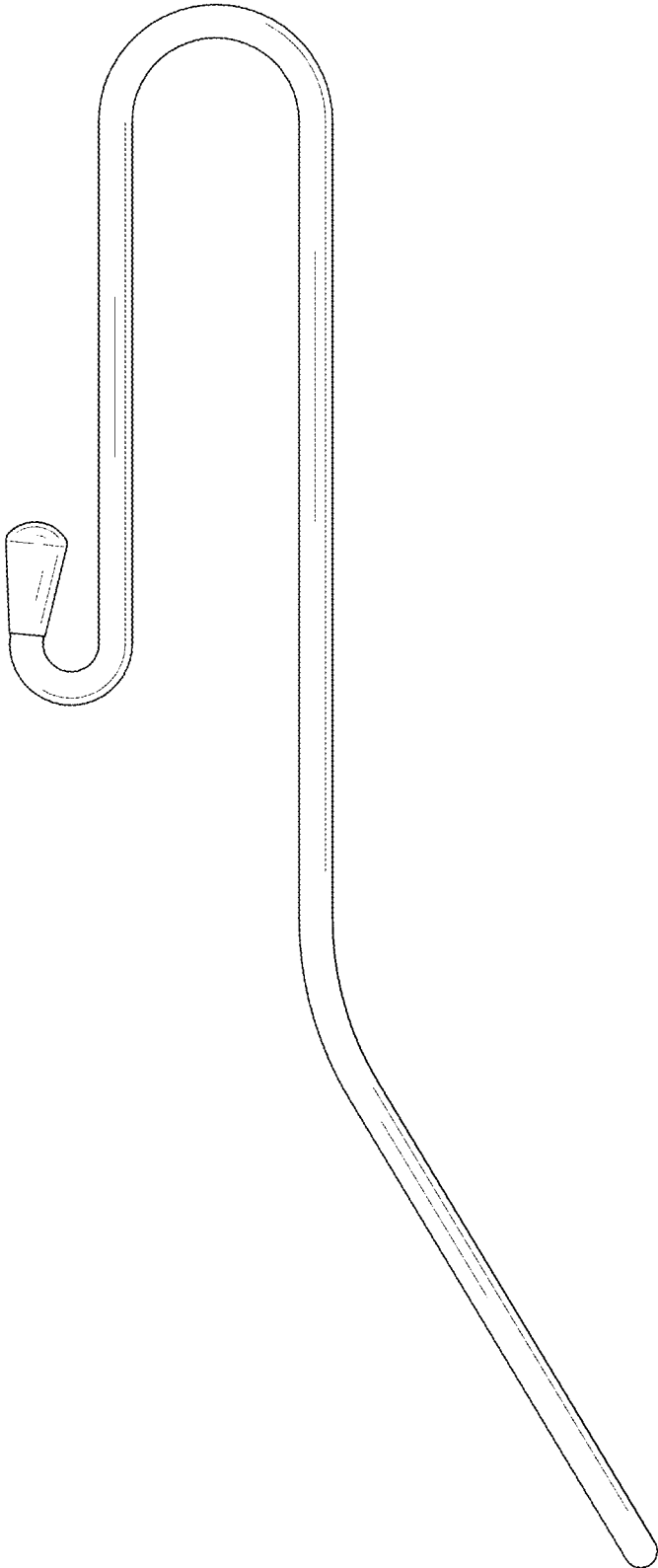


FIG. 6

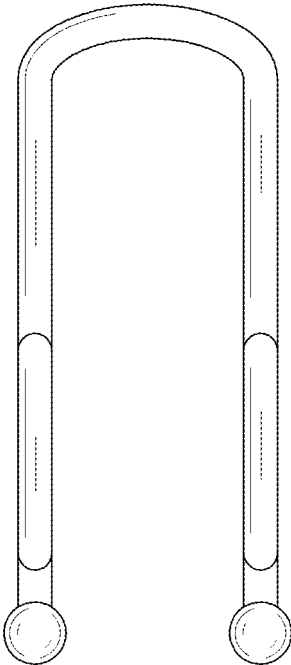


FIG. 7

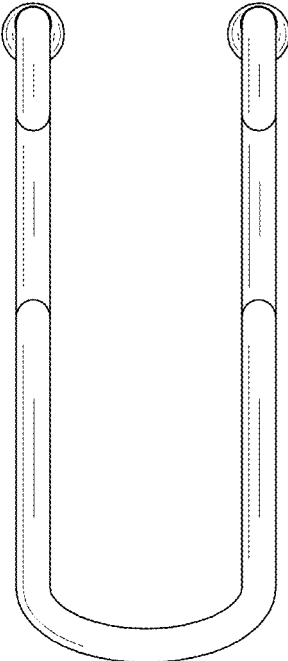


FIG. 8