

United States Patent [19]

Miyashita

[11] Patent Number: **Des. 288,923**

[45] Date of Patent: **** Mar. 24, 1987**

[54] **VIDEO TAPE RECORDER OR THE LIKE**

[75] Inventor: **Shin Miyashita, Tokyo, Japan**

[73] Assignee: **Sony Corporation, Tokyo, Japan**

[**] Term: **14 Years**

[21] Appl. No.: **636,715**

[22] Filed: **Aug. 1, 1984**

[30] **Foreign Application Priority Data**

Mar. 7, 1984 [JP] Japan 59-8754

[52] U.S. Cl. **D14/2; D14/6**

[58] Field of Search **D1/1, 2, 5, 6, 8, 10, D1/11**

[56] **References Cited**

U.S. PATENT DOCUMENTS

D. 234,958 4/1975 Kawano D14/6

D. 264,585 5/1982 Takanaga et al. D14/2
D. 277,850 3/1985 Miyashita D14/2
D. 281,970 12/1985 Imai D14/1

Primary Examiner—Carmen H. Vales
Attorney, Agent, or Firm—Lewis H. Eslinger; Alvin Sinderbrand

[57] CLAIM

The ornamental design for video tape recorder or the like, substantially as shown.

DESCRIPTION

FIG. 1 is a front perspective view of a video tape recorder or the like, showing my new design; FIG. 2 is a front elevational view thereof; FIG. 3 is a rear elevational view thereof; FIG. 4 is a left side elevational view thereof; FIG. 5 is a top plan view thereof; and FIG. 6 is a bottom plan view thereof.




FIG. 1




FIG. 4

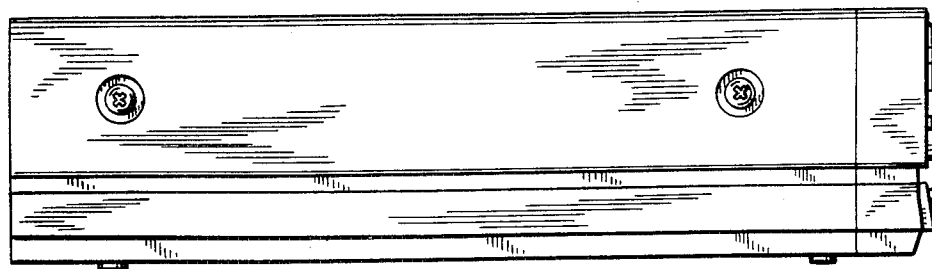


FIG. 2

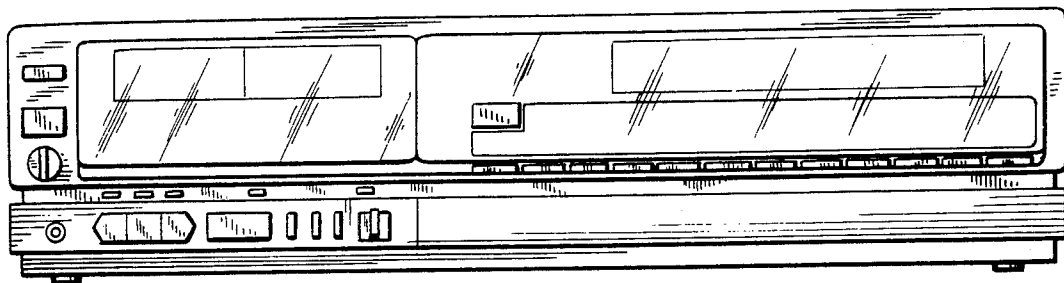


FIG. 5

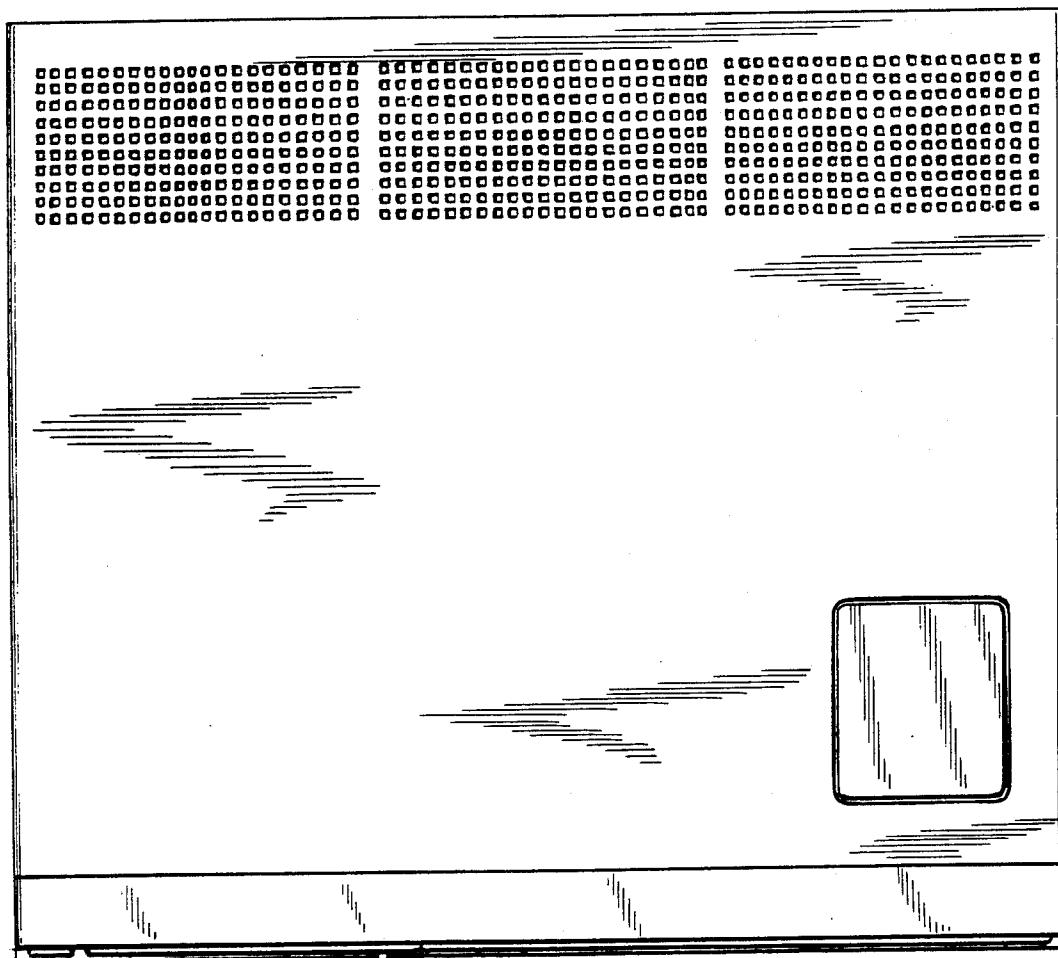


FIG. 3

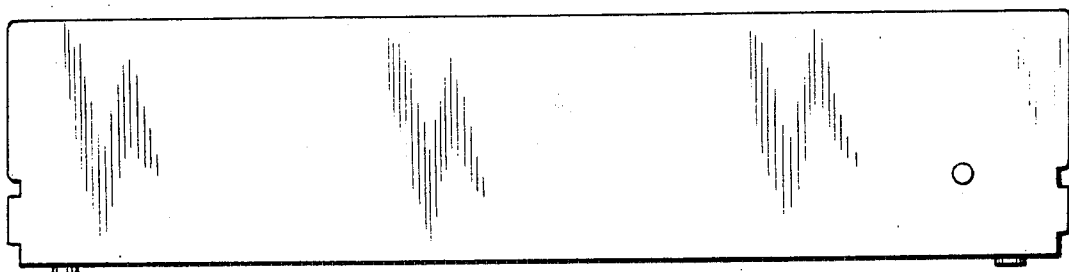


FIG. 6

