



US00D795639S

(12) **United States Design Patent**
Singer

(10) **Patent No.:** **US D795,639 S**

(45) **Date of Patent:** **** Aug. 29, 2017**

(54) **KNIFE**

(71) Applicant: **Norman Singer**, Beit Shemesh (IL)

(72) Inventor: **Norman Singer**, Beit Shemesh (IL)

(**) Term: **15 Years**

(21) Appl. No.: **29/548,728**

(22) Filed: **Dec. 16, 2015**

(51) **LOC (10) Cl.** **07-03**

(52) **U.S. Cl.**

USPC **D7/401.2**; D7/649

(58) **Field of Classification Search**

USPC D7/393-395, 401.2, 642-652, 693,
D7/695-696; D8/93, 97-100, 107, 300,
D8/321; D22/117-118

CPC A01B 1/20; A01B 1/22; A22C 25/006;
A47G 21/06; A47G 21/065; A47J 17/02;
A61B 17/3211; A61B 17/3213; B21D
53/64; B25G 3/36; B26B 1/00; B26B
1/08; B26B 1/10; B26B 3/00; B26B 3/02;
B26B 3/03; B26B 3/04; B26B 3/06;
B26B 5/00; B26B 5/001; B26B 5/007;
B26B 7/00; B26B 7/005; B26B 9/00;
B26B 9/02; B26B

(Continued)

(56) **References Cited**

U.S. PATENT DOCUMENTS

108,141 A 10/1870 Houseman et al.
165,841 A 7/1875 Kellogg

(Continued)

FOREIGN PATENT DOCUMENTS

CN 2052708 U 2/1990
CN 201573219 U 9/2010

(Continued)

OTHER PUBLICATIONS

Hilton Knife, <http://www.candlepowerforums.com/vb/showthread.php?343017-Another-Spyderco-paramilitary-2-review>, Aug. 23, 2012.

(Continued)

Primary Examiner — Ricky Pham

(74) *Attorney, Agent, or Firm* — Pearl Cohen Zedek
Latzter Baratz LLP

(57) **CLAIM**

The ornamental design for a knife, as shown and described.

DESCRIPTION

FIG. 1 is a top, front, right side perspective of a first embodiment of a knife;

FIG. 2 is a right side elevation view of the first embodiment;

FIG. 3 is a left side elevation view of the first embodiment;

FIG. 4 is a rear elevation view of the first embodiment;

FIG. 5 is a front elevation view of the first embodiment;

FIG. 6 is a top plan view of the first embodiment;

FIG. 7 is a bottom plan view of the first embodiment;

FIG. 8 is a top, front, right side perspective of a second embodiment of a knife;

FIG. 9 is a right side elevation view of the second embodiment

FIG. 10 is a left side elevation view of the second embodiment;

FIG. 11 is a rear elevation view of the second embodiment;

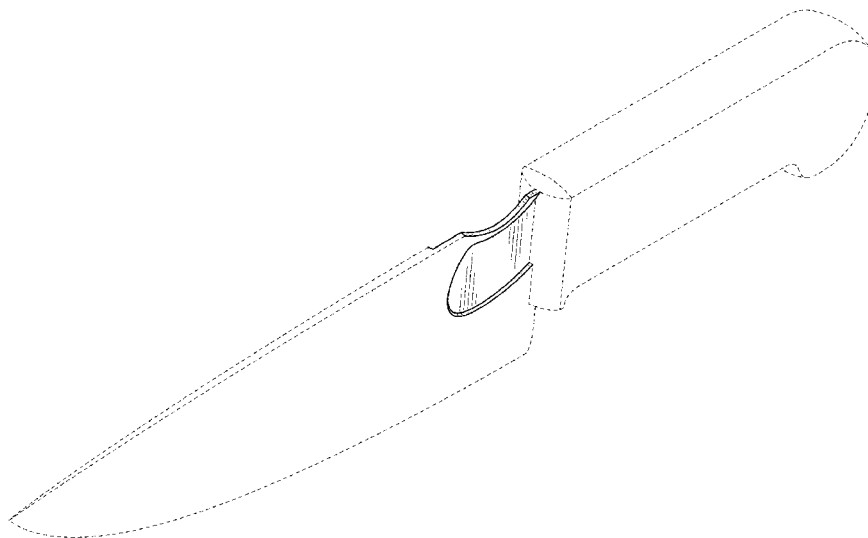
FIG. 12 is a front elevation view of the second embodiment;

FIG. 13 is a top plan view of the second embodiment; and,

FIG. 14 is a bottom plan view of the second embodiment.

The broken lines that appear on the drawings form no part of the claimed design and are included for illustrative purposes only.

1 Claim, 6 Drawing Sheets



(58) **Field of Classification Search**
 CPC 11/00; B26B 11/006; B26B 17/00; B26B
 17/006; B26B 29/02
 See application file for complete search history.

(56) **References Cited**

U.S. PATENT DOCUMENTS

173,955 A 2/1876 Hudson
 226,146 A 3/1880 Zimmerer
 235,425 A 12/1880 Gearon
 296,304 A 4/1884 Allen
 369,314 A 9/1887 Brougher
 391,268 A 10/1888 Parker
 490,577 A 1/1893 Memminger
 492,409 A * 2/1893 May B26B 29/02
 30/295
 D22,439 S 5/1893 McGuigan
 538,459 A 4/1895 McCausland
 605,577 A 6/1898 Hutchinson
 649,059 A * 5/1900 Kern B26B 29/02
 30/295
 673,506 A 5/1901 Pitts
 682,624 A 9/1901 Klickman
 682,938 A 9/1901 Ingram
 725,811 A 4/1903 Asbell
 983,736 A 2/1911 Maconochie
 1,118,507 A 11/1914 Meyer
 1,299,084 A 4/1919 Wilson
 1,333,960 A 3/1920 Brehm
 1,491,623 A 4/1924 Pitchur
 1,505,444 A 8/1924 Swanson
 1,571,886 A * 2/1926 North B26B 9/00
 30/155
 1,602,032 A 10/1926 March
 1,750,577 A * 3/1930 De Bracht A47J 17/02
 30/295
 1,967,479 A 7/1934 Platts
 2,153,759 A 4/1939 Katzinger
 2,168,237 A 8/1939 Polacsek
 2,217,100 A 10/1940 Burns
 D131,224 S 1/1942 Parisi
 2,279,833 A 4/1942 Madan
 2,315,898 A * 4/1943 Krilow B26B 9/02
 30/345
 D136,023 S 7/1943 Phillips
 2,467,327 A 4/1949 McKee
 2,494,306 A 1/1950 Morvey
 D173,124 S 9/1954 Niblack
 2,737,719 A 3/1956 Ember et al.
 2,739,498 A 3/1956 Champlin
 D177,743 S 5/1956 Marx
 2,803,876 A 8/1957 Nelson
 D202,780 S 11/1965 Baer
 D235,841 S 7/1975 Cremonese
 D239,623 S 4/1976 Behunin
 D252,790 S 9/1979 Reinschreiber
 4,178,684 A 12/1979 Mightly
 D255,974 S 7/1980 Jacoby
 D262,731 S 1/1982 Austin
 4,578,864 A 4/1986 Hoffman
 D306,957 S 4/1990 Cohen et al.
 5,365,666 A 11/1994 Gonzalez
 D391,115 S 2/1998 Roberton
 D397,282 S * 8/1998 Derkatz D8/107
 D405,338 S * 2/1999 Balolia D27/195
 D439,806 S 4/2001 Juhlin et al.
 D445,643 S * 7/2001 Kazaklaris D7/401.2
 D461,681 S * 8/2002 Lothe D7/401.2

D461,688 S 8/2002 Lothe
 6,502,314 B1 1/2003 McCatty
 6,725,545 B2 4/2004 Frank
 D537,850 S 3/2007 Moore et al.
 D538,591 S 3/2007 Ashton, III
 D539,086 S 3/2007 Aston, III
 D552,430 S 10/2007 Chen
 D554,949 S 11/2007 Hood
 7,302,760 B2 12/2007 Lake
 7,434,320 B2 * 10/2008 Aston, III B26B 29/02
 30/295
 D600,506 S 9/2009 Miltner et al.
 D612,694 S 3/2010 Eide et al.
 D643,256 S 8/2011 Hirai
 D643,257 S 8/2011 Hirai
 D643,260 S 8/2011 Spiegel
 D643,261 S * 8/2011 Spiegel D7/649
 8,082,669 B2 12/2011 Hayes
 D677,551 S 3/2013 Pelton
 8,584,365 B2 11/2013 Zeitlin
 8,707,490 B1 4/2014 Pelton
 8,732,958 B2 5/2014 Huang
 D719,405 S 12/2014 Miller
 8,931,381 B2 * 1/2015 Poran B26B 29/02
 30/1
 8,943,935 B2 2/2015 Qian
 9,132,559 B2 9/2015 Hatch et al.
 D750,948 S 3/2016 Pelton
 D766,672 S 9/2016 Mishan
 D766,673 S 9/2016 Mishan
 D766,674 S 9/2016 Mishan
 D774,354 S * 12/2016 Scobey, Jr. D7/401.2
 D781,666 S 3/2017 Mishan
 2002/0170184 A1 11/2002 Lothe
 2003/0182808 A1 10/2003 Mireles
 2005/0241111 A1 11/2005 Prokop
 2012/0159793 A1 6/2012 Hatch et al.
 2013/0104403 A1 5/2013 Stokes
 2016/0193742 A1 7/2016 Faiola
 2016/0375598 A1 12/2016 Singer

FOREIGN PATENT DOCUMENTS

DE 29914226 U1 11/1999
 KR 20090007796 U 8/2009

OTHER PUBLICATIONS

Jade Knife, <http://andy321.proboards.com/thread/50295/jade-knife>,
 Feb. 1, 2012.
 Tac-Force TF-578BK Karambit A/O Finger Ring Knife, <http://www.moosetreegear.com/tac-force-tf578bk-karambit-ao-linerlock-knife.html>, last accessed Jun. 25, 2015.
 Gerber Myth Pocket Folder Knife, <http://www.amazon.com/Gerber-Myth-Pocket-Folder-Knife/dp/B00P6M07B4>, last accessed Jun. 25, 2015.
 High Desert Survival School Knife, <http://jasonklass.blogspot.in/2011/05/high-desert-survival-school-knife.html>, last accessed Jun. 25, 2015.
 Notice of Allowance of Design U.S. Appl. No. 29/548,734 dated Apr. 17, 2017.
 Notice of Allowance of Design U.S. Appl. No. 29/548,770 dated Apr. 18, 2017.
 Notice of Allowance of Design U.S. Appl. No. 29/548,797 dated Apr. 19, 2017.
 Notice of Allowance of Design U.S. Appl. No. 29/550,397 dated Apr. 18, 2017.

* cited by examiner

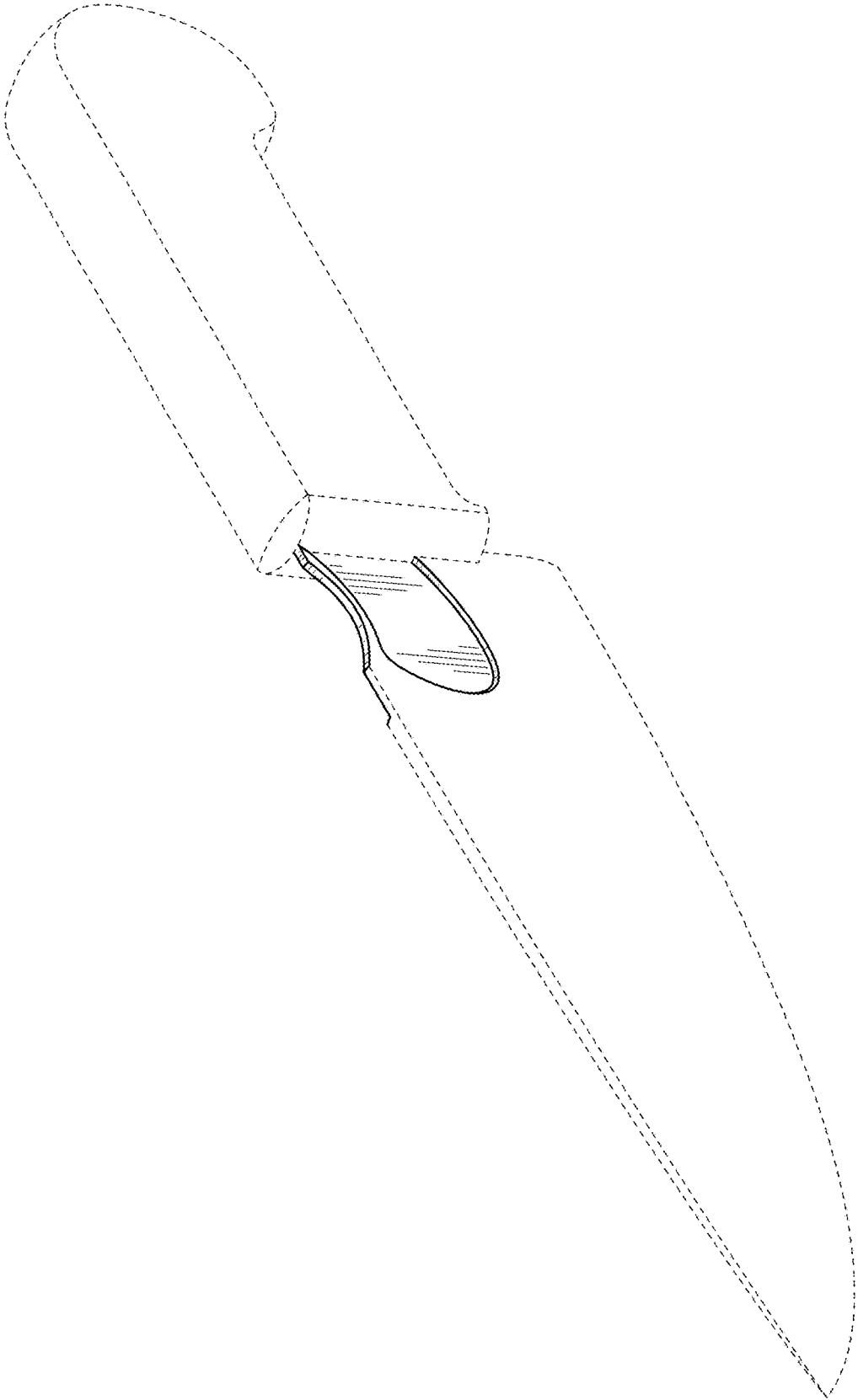


FIG. 1

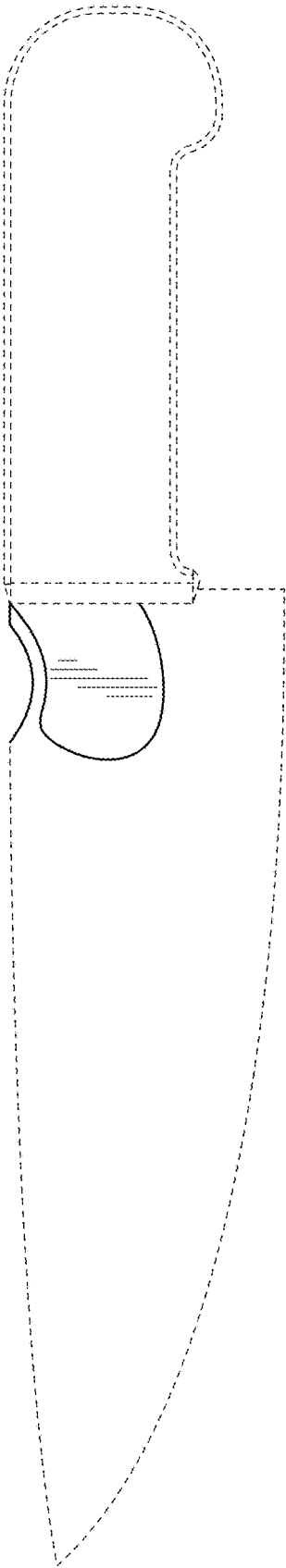


FIG. 2

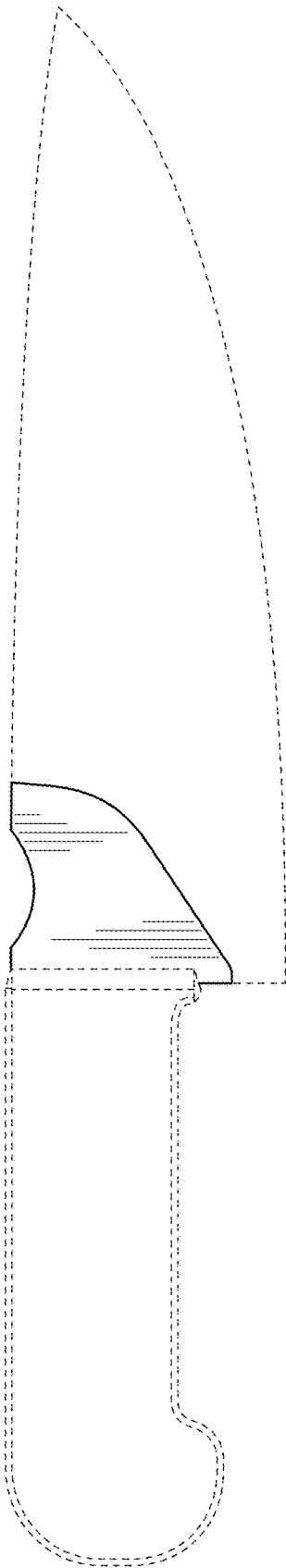


FIG. 3



FIG. 4

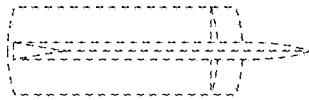


FIG. 5

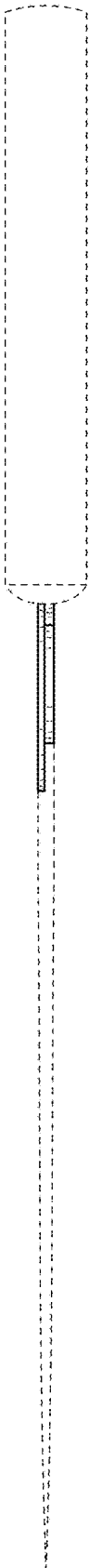


FIG. 6




FIG. 7

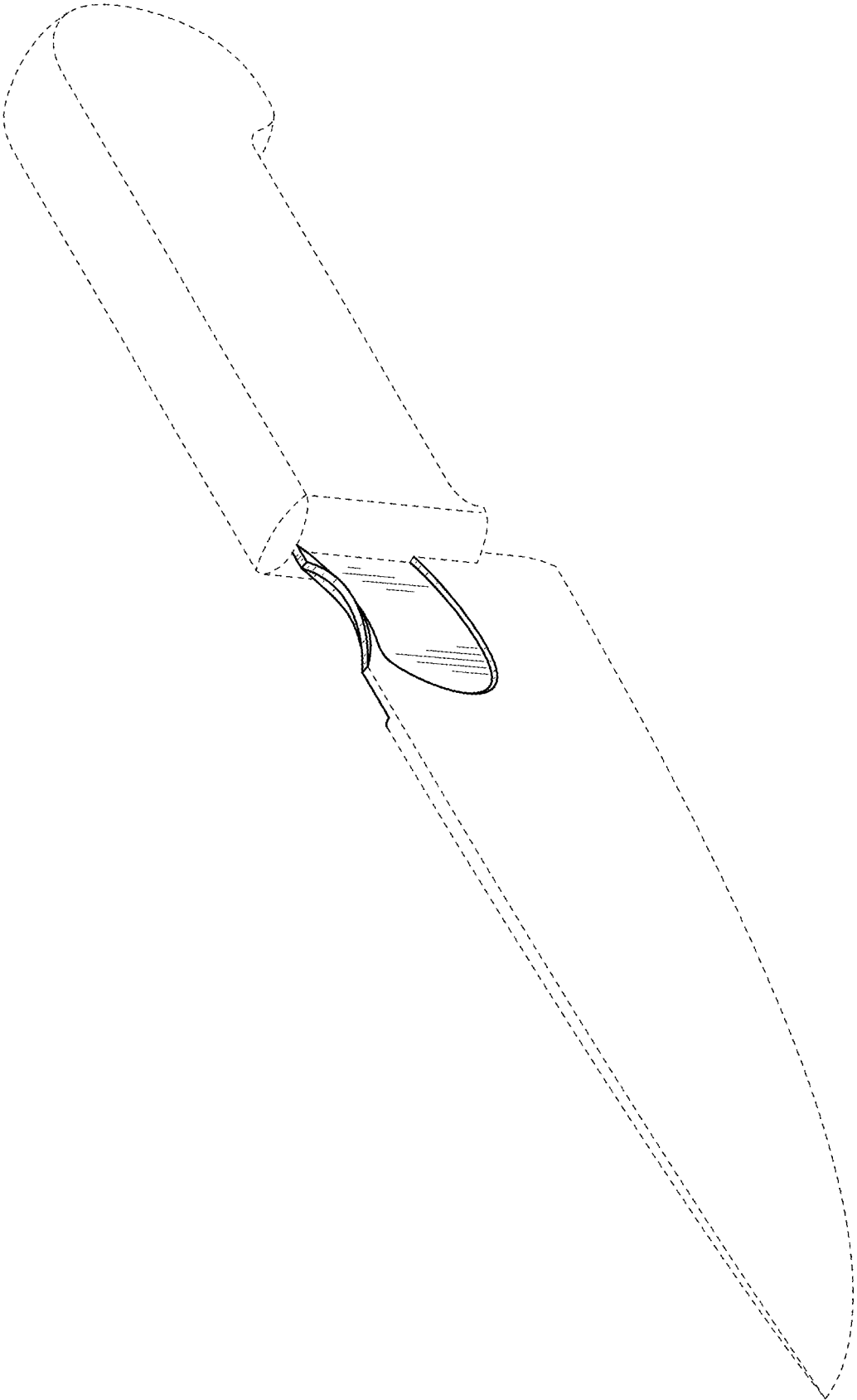


FIG. 8

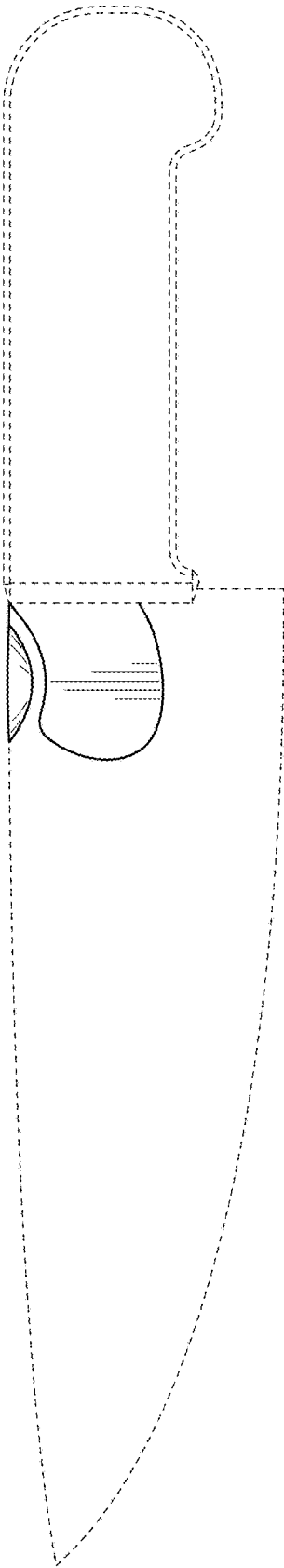


FIG. 9

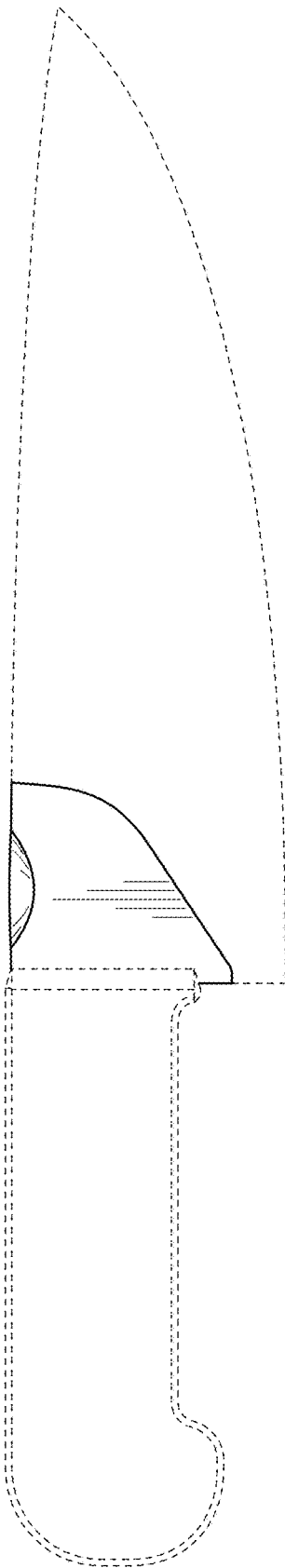


FIG. 10



FIG. 11



FIG. 12

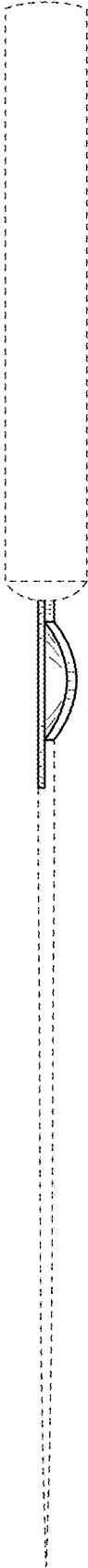


FIG. 13

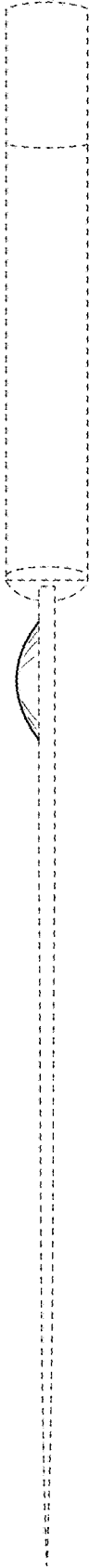


FIG. 14