



US00D751843S

(12) **United States Design Patent**  
**Clark et al.**

(10) **Patent No.:** **US D751,843 S**  
(45) **Date of Patent:** **\*\* Mar. 22, 2016**

- (54) **RETAIL DISPLAY FIXTURE**
- (71) Applicant: **TARGET BRANDS, INC.,**  
Minneapolis, MN (US)
- (72) Inventors: **Jeremy A. Clark,** Minneapolis, MN (US); **Michael A. Whittier,** Minneapolis, MN (US); **David Joseph Floersch,** Brooklyn Park, MN (US); **David Cheney,** New Brighton, MN (US)
- (73) Assignee: **TARGET BRANDS, INC.,** Minneapolis, MN (US)

6,520,355 B1 2/2003 Pritchard et al.  
6,659,294 B1 12/2003 Simard  
D537,274 S 2/2007 Pirro et al.

(Continued)

**OTHER PUBLICATIONS**

U.S. Appl. No. 62/111,893, filed Feb. 4, 2015 (36 pages).

*Primary Examiner* — Kelley Donnelly  
(74) *Attorney, Agent, or Firm* — Griffiths & Seaton PLLC;  
Joann M. Seaton

(\*\*) Term: **14 Years**

(57) **CLAIM**  
The ornamental design for a retail display fixture, as shown and described.

(21) Appl. No.: **29/516,633**

**DESCRIPTION**

- (22) Filed: **Feb. 4, 2015**
- (51) **LOC (10) Cl.** ..... **06-06**
- (52) **U.S. Cl.**  
USPC ..... **D6/675**
- (58) **Field of Classification Search**  
USPC ..... D6/552, 670, 672, 675, 682.2, 683,  
D6/708; D13/184; D16/215  
CPC ..... A47F 1/00; A47F 5/025; A47F 9/00  
See application file for complete search history.

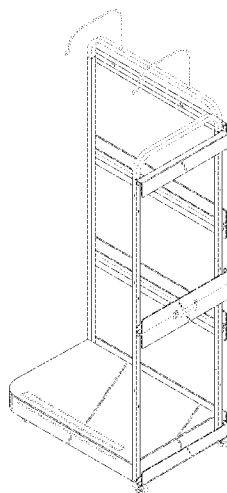
FIG. 1 is a front perspective view of a retail display fixture showing our new design;  
FIG. 2 is a front view thereof;  
FIG. 3 is a rear view thereof;  
FIG. 4 is a right side view thereof;  
FIG. 5 is a left side view thereof;  
FIG. 6 is a top view thereof; and  
FIG. 7 is a bottom view thereof.  
FIG. 8 is a front perspective view of a retail display fixture shown with environment thereof;  
FIG. 9 is a front view thereof;  
FIG. 10 is a rear view thereof;  
FIG. 11 is a right side view thereof;  
FIG. 12 is a left side view thereof;  
FIG. 13 is a top view thereof; and,  
FIG. 14 is a bottom view thereof.  
The features shown in broken lines are portions of the retail display fixture or environmental subject matter to the retail display fixture forming no part of the claimed design. The features shown in long dash-short dash bolded broken lines indicate the bounds of the claimed design and otherwise form no part of the claimed design.

(56) **References Cited**

**U.S. PATENT DOCUMENTS**

2,710,241 A	6/1957	Lieberman
3,297,374 A	1/1967	Radek
3,302,797 A	2/1967	Kolster
3,334,952 A	8/1967	Brach
3,394,973 A	7/1968	Scott
3,677,614 A	7/1972	Radek
3,992,068 A	11/1976	Galton
4,627,542 A	12/1986	Fredrickson
D406,707 S	3/1999	Battaglia
5,918,750 A	7/1999	Jackson
5,947,307 A	9/1999	Battaglia et al.
D419,338 S	1/2000	Battaglia
6,467,856 B1	10/2002	Chang et al.

**1 Claim, 12 Drawing Sheets**



(56)

**References Cited**

U.S. PATENT DOCUMENTS

D576,426	S	9/2008	Yuen-Schat et al.	8,191,720	B2	6/2012	Clark et al.
D584,078	S	1/2009	Weigand	D681,978	S	5/2013	Pirro et al.
7,478,732	B2	1/2009	Brownfield et al.	D684,396	S	6/2013	Stukenberg et al.
D602,713	S	10/2009	Stukenberg	8,646,618	B2	2/2014	Peota et al.
D608,115	S	1/2010	Trinh et al.	8,733,563	B2	5/2014	Fadrowski
7,810,658	B2	10/2010	Clark et al.	8,752,718	B2	6/2014	Stukenberg et al.
7,988,000	B2	8/2011	Clark et al.	8,789,899	B2	7/2014	Pirro et al.
				8,807,356	B2	8/2014	Weigand et al.
				8,919,579	B2	12/2014	Weigand et al.
				2014/0230295	A1	8/2014	Hawkins

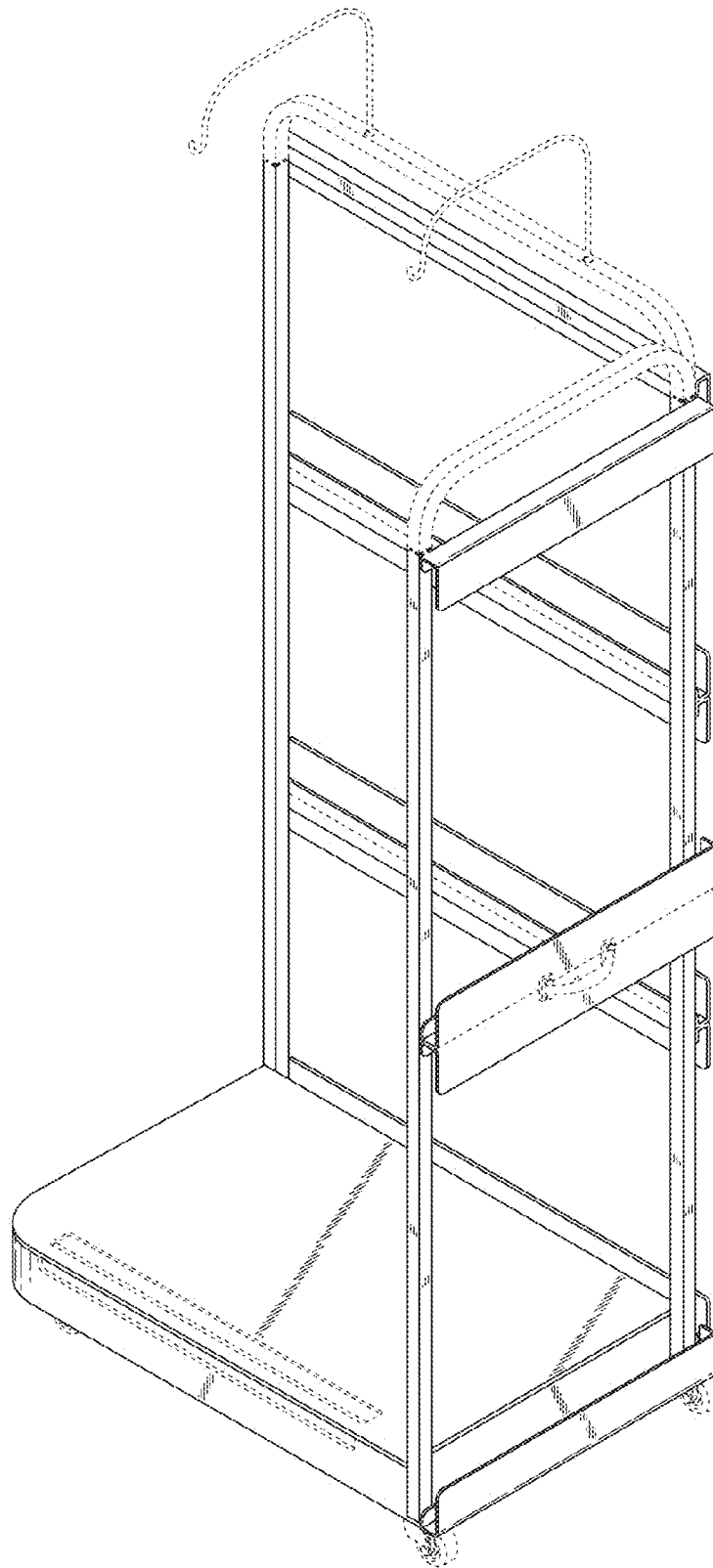


FIG. 1

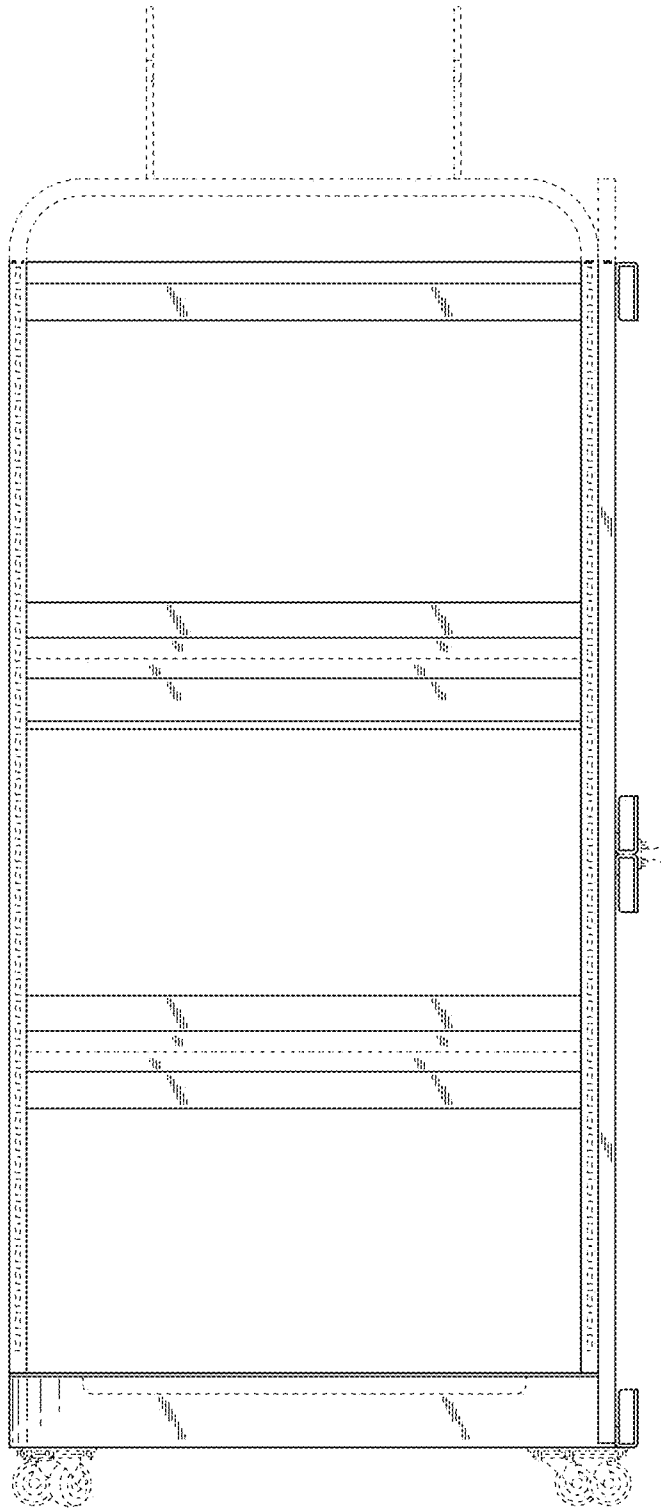


FIG. 2

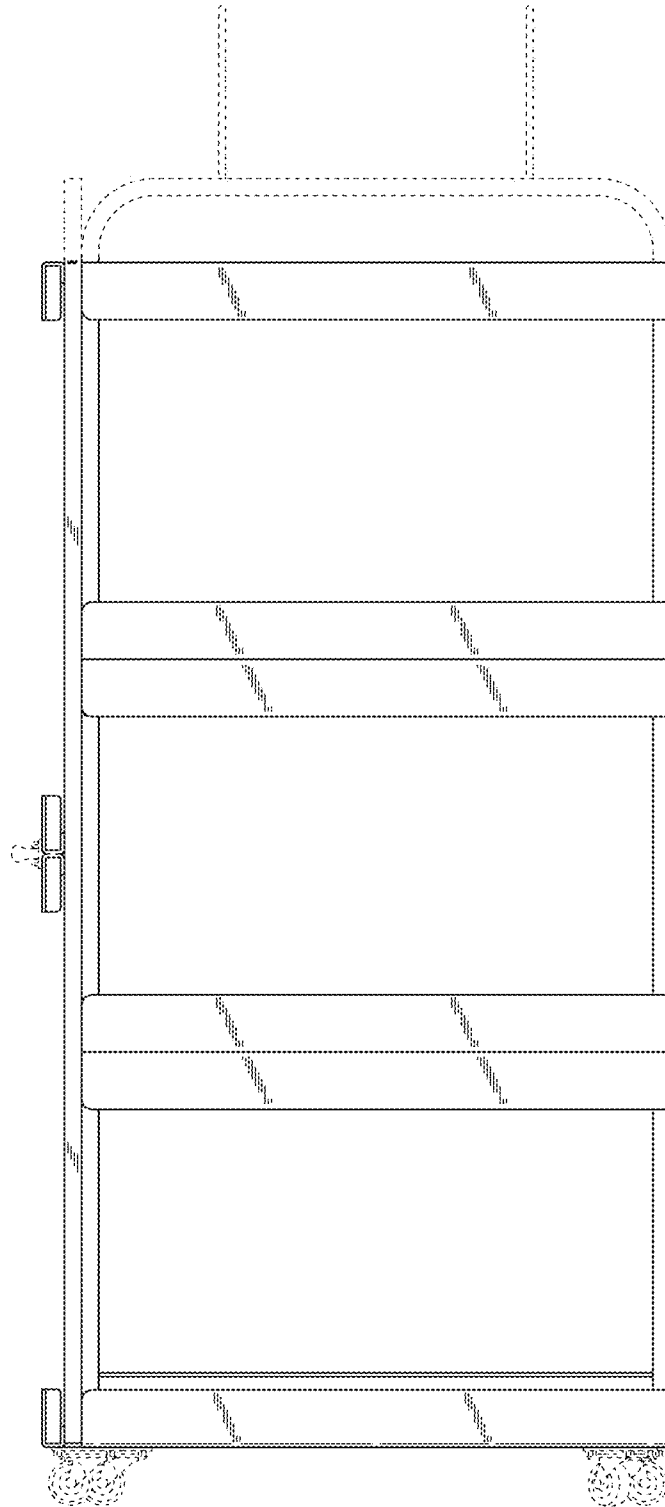


FIG. 3

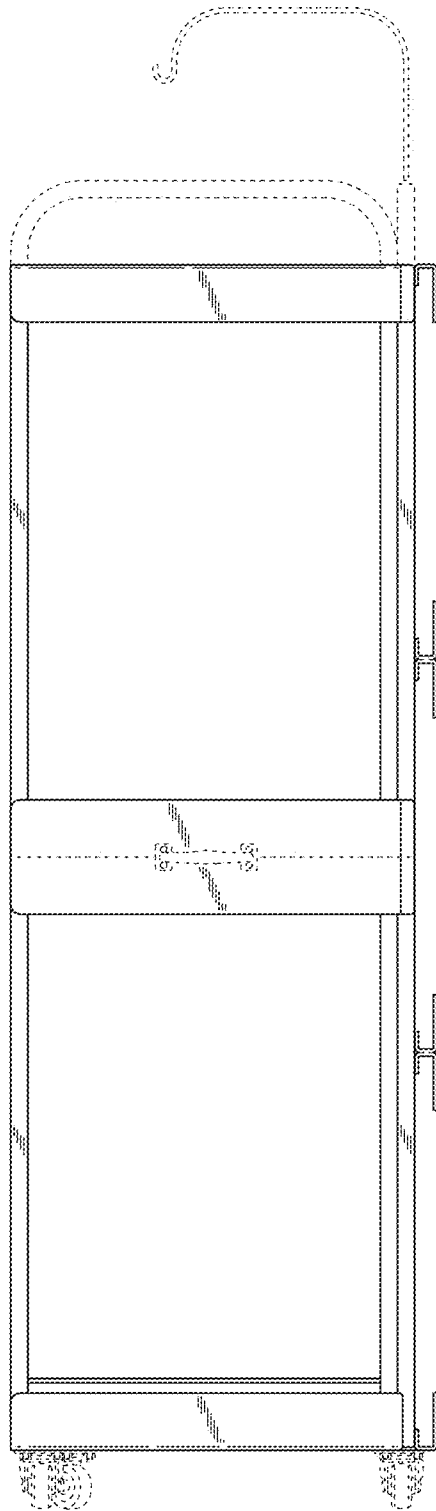


FIG. 4

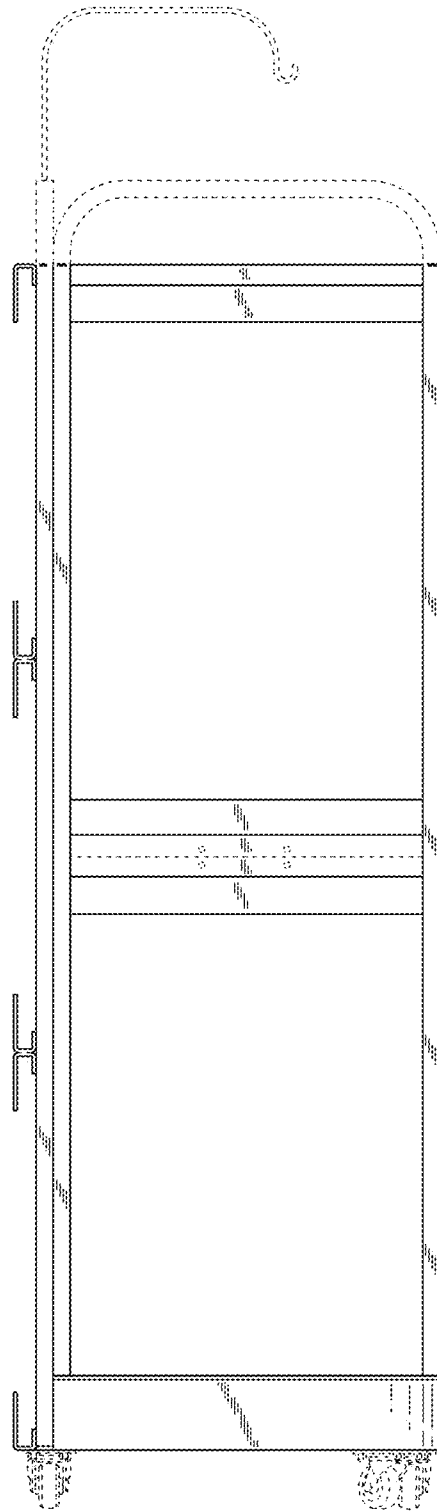


FIG. 5

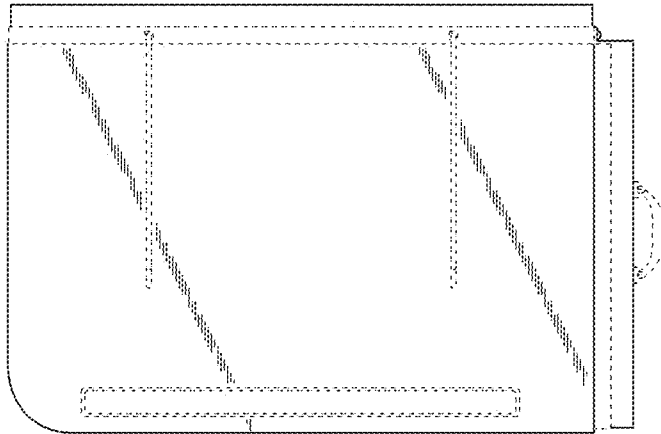


FIG. 6

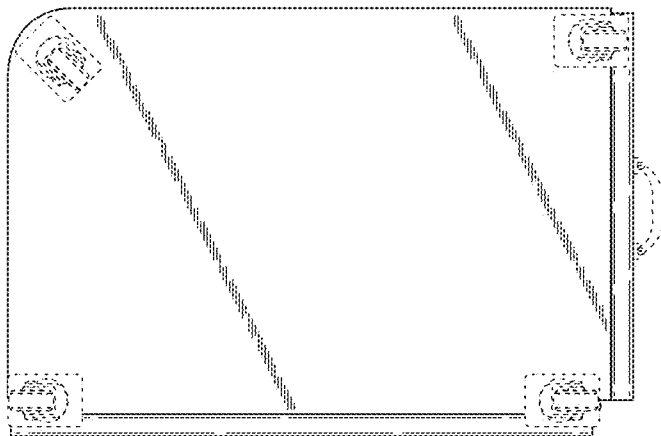


FIG. 7



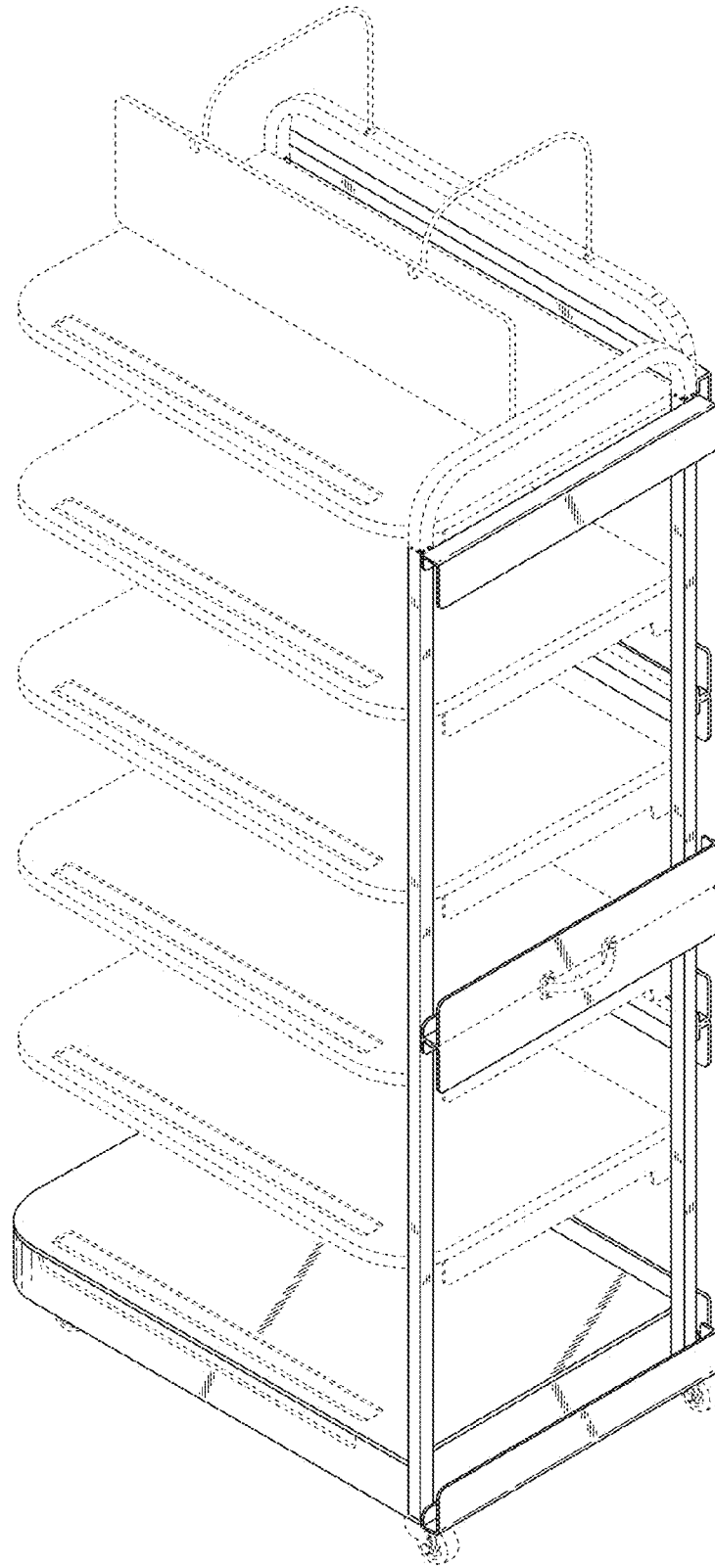


FIG. 8

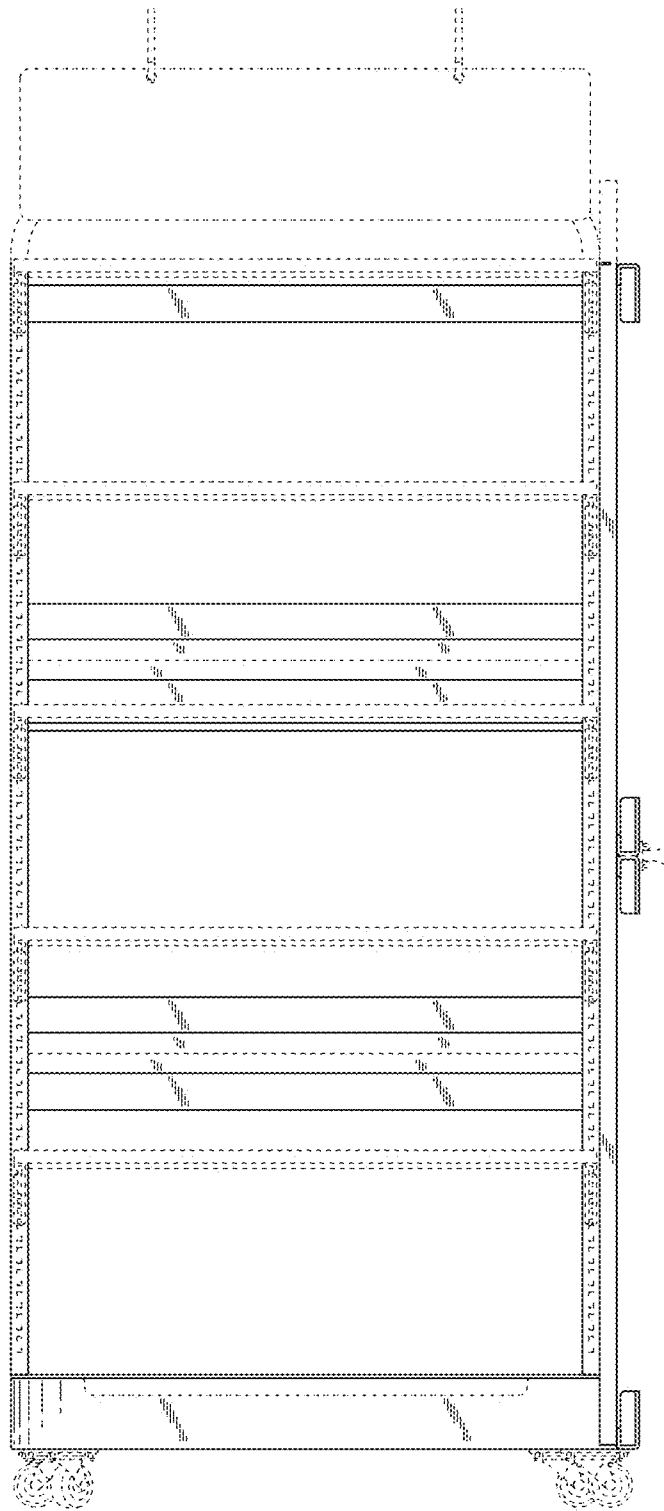


FIG. 9

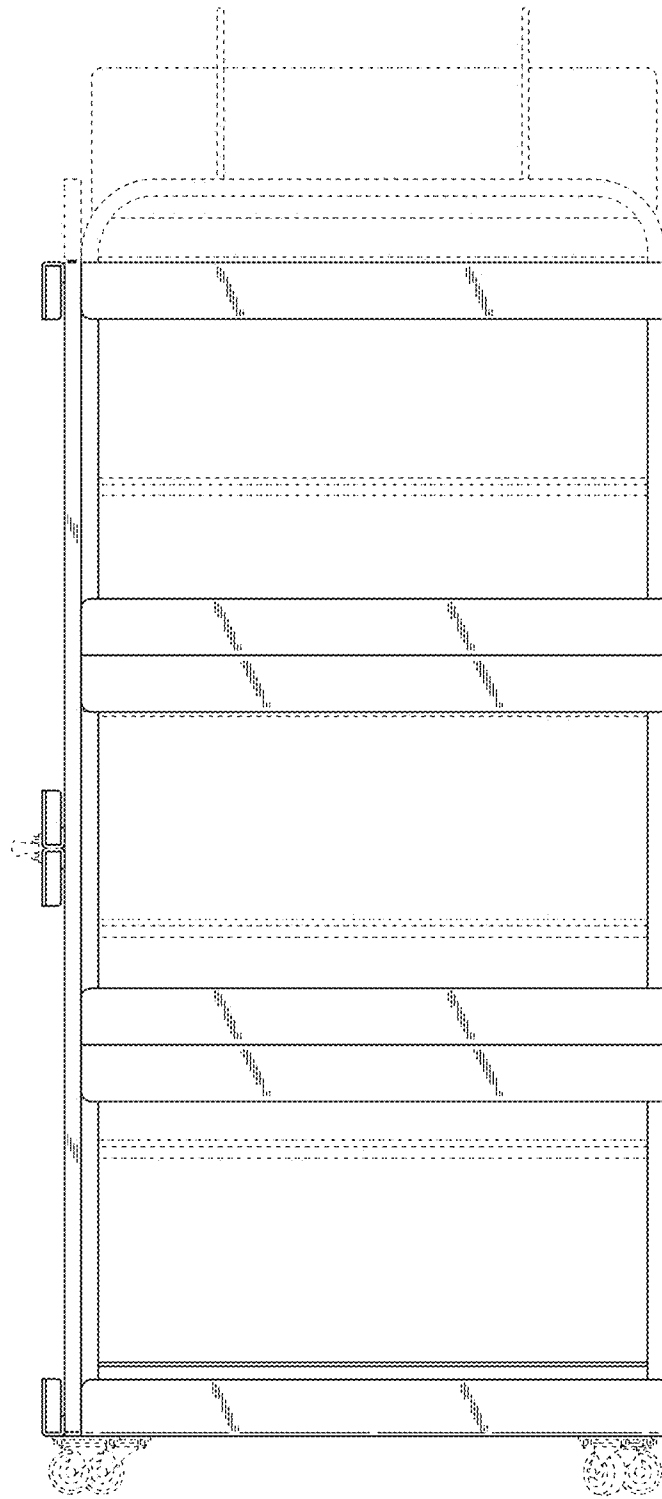


FIG. 10

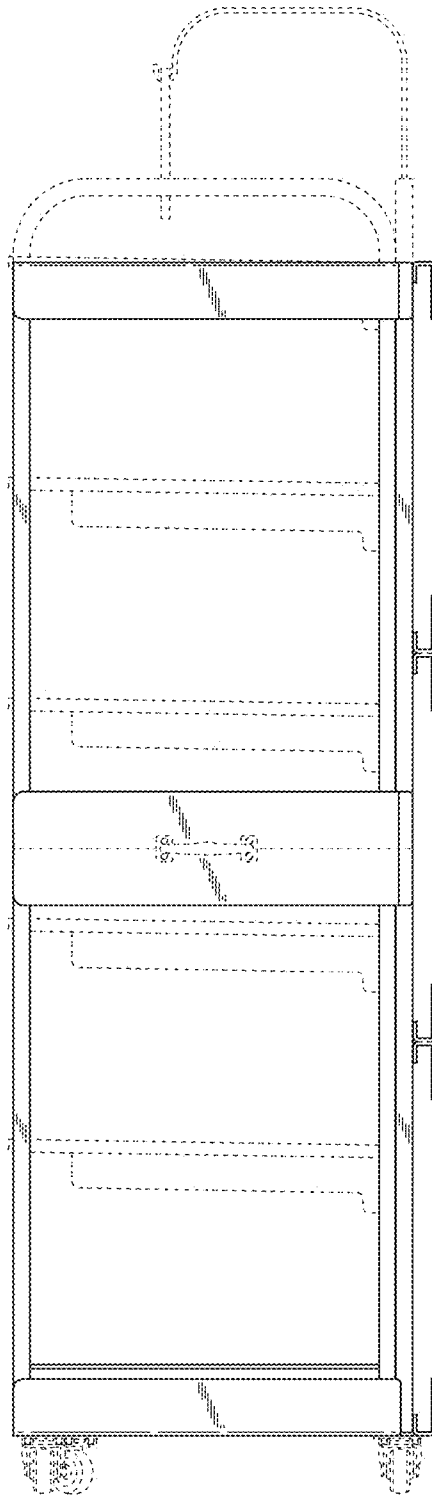


FIG. 11

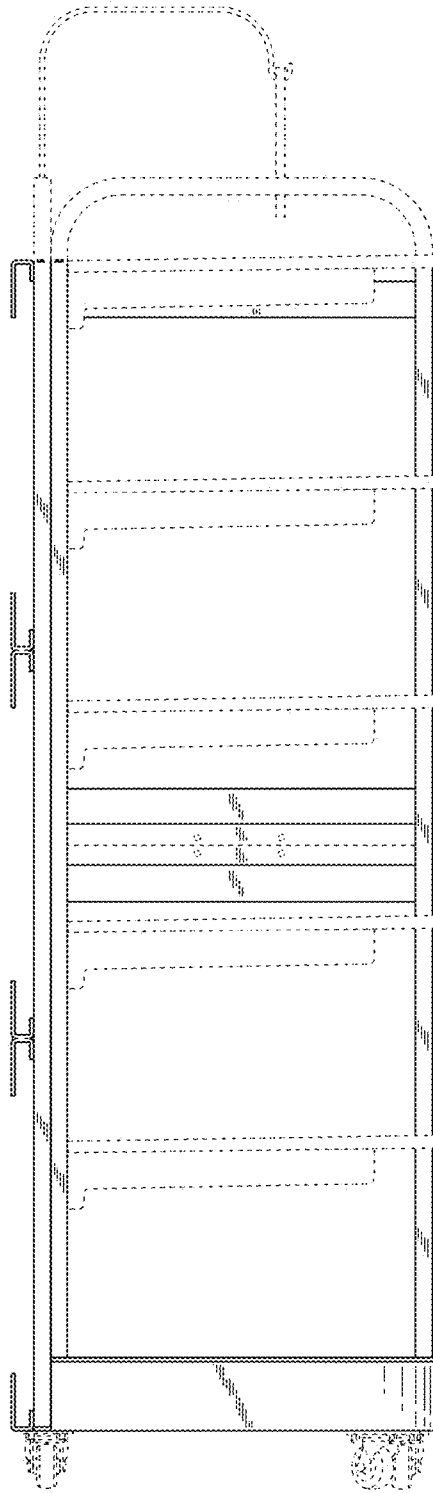


FIG. 12




FIG. 13

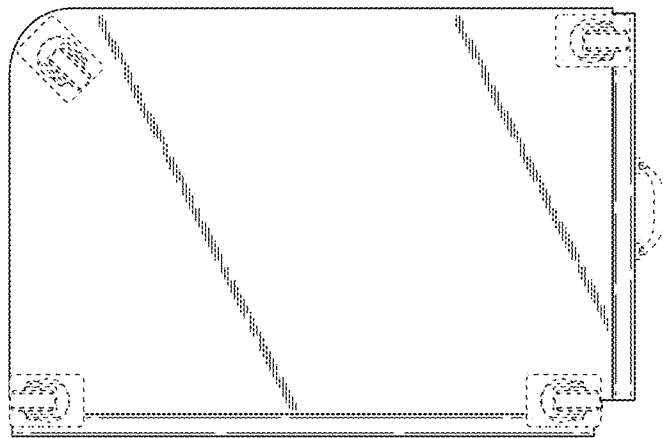


FIG. 14