



US00D927678S

(12) **United States Design Patent**  
**Lee**

(10) **Patent No.:** **US D927,678 S**

(45) **Date of Patent:** **\*\* Aug. 10, 2021**

(54) **AROMA DIFFUSER**  
(71) Applicant: **PUZHEN LIFE CO., LTD**, Hong Kong (HK)  
(72) Inventor: **Andy Lee**, Hong Kong (HK)  
(73) Assignee: **PUZHEN LIFE CO., LTD**, Hong Kong (HK)  
(\*\*) Term: **15 Years**

D828,527 S \* 9/2018 Xu ..... D23/356  
D840,013 S \* 2/2019 Zhang ..... D23/366  
D856,501 S \* 8/2019 Netkin ..... D23/366  
D862,671 S \* 10/2019 Zhou ..... D23/356  
D869,629 S \* 12/2019 Li ..... D23/366  
D888,922 S \* 6/2020 Zhong ..... D23/364

\* cited by examiner

*Primary Examiner* — John A Voytek

(21) Appl. No.: **29/717,484**  
(22) Filed: **Dec. 17, 2019**

(57) **CLAIM**

The ornamental design for an aroma diffuser, as shown and described.

(30) **Foreign Application Priority Data**

Jun. 18, 2019 (HK) ..... 1914017.3

(51) **LOC (13) Cl.** ..... **28-99**

(52) **U.S. Cl.**  
USPC ..... **D23/366**

(58) **Field of Classification Search**  
USPC ..... D23/209, 355, 356, 358, 359, 360, 364, D23/365, 366, 367; D99/5; D17/22  
CPC . A61L 9/03; A61L 9/012; A61L 9/015; A61L 9/037; F41J 1/01  
See application file for complete search history.

**DESCRIPTION**


FIG. 1 is a top, front and right side perspective view of an aroma diffuser showing my new design;  
FIG. 2 is a bottom, rear and left side perspective view thereof;  
FIG. 3 is a front elevational view thereof;  
FIG. 4 is a rear elevational view thereof;  
FIG. 5 is a left side view thereof;  
FIG. 6 is a right side view thereof,  
FIG. 7 is a top plan view thereof; and,  
FIG. 8 is a bottom plan view thereof.  
The broken lines in the drawings illustrate portions of the aroma diffuser which form no part of the claimed design.

(56) **References Cited**

**U.S. PATENT DOCUMENTS**

D370,704 S \* 6/1996 Oberhoff ..... D21/684  
D816,200 S \* 4/2018 Hu ..... D23/356

**1 Claim, 8 Drawing Sheets**






Fig. 1

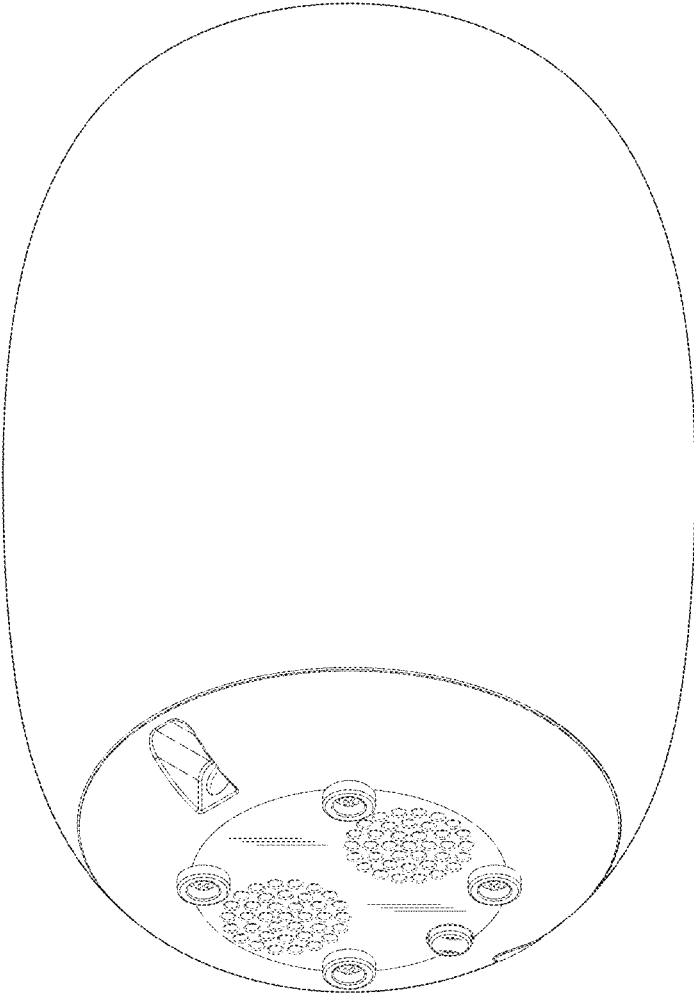


Fig. 2




Fig. 3




Fig. 4




Fig. 5




Fig. 6




Fig. 7



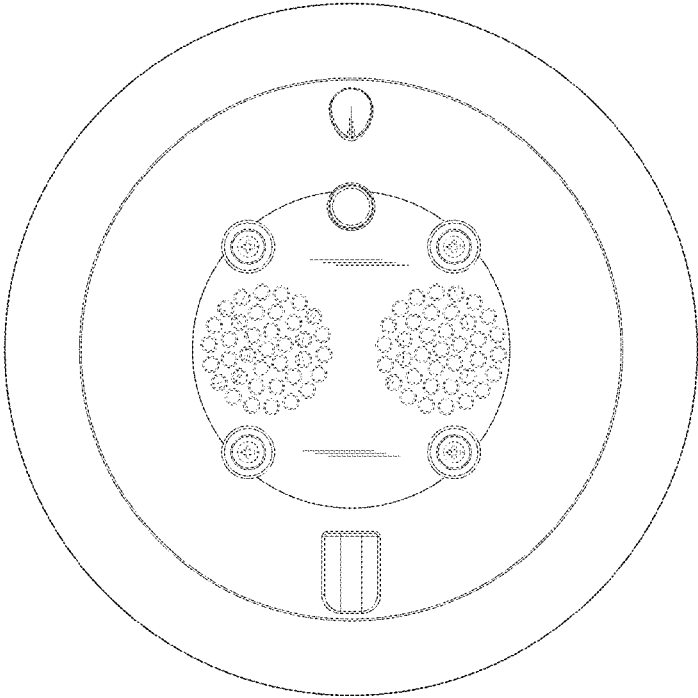


Fig. 8