



US00D646578S

(12) **United States Design Patent**
Marais et al.

(10) **Patent No.:** **US D646,578 S**

(45) **Date of Patent:** **** Oct. 11, 2011**

(54) **CONTAINER**

(75) Inventors: **Hendrik Dawid Marais**, Johannesburg (ZA); **Johannes Van Rensburg**, Johannesburg (ZA)

(73) Assignee: **Eureka DIY Solutions (Proprietary) Limited**, Roodespoort (ZA)

(**) Term: **14 Years**

(21) Appl. No.: **29/357,602**

(22) Filed: **Mar. 15, 2010**

(30) **Foreign Application Priority Data**

Sep. 14, 2009 (ZA) A2009/01389

(51) **LOC (9) Cl.** **09-01**

(52) **U.S. Cl.** **D9/553**; D9/540; D9/549; D9/571; D9/575

(58) **Field of Classification Search** D9/500, D9/502-505, 516, 522, 529, 537-540, 549, D9/553, 571, 575; D24/224; 215/379, 381-382; 22/660, 662, 669-673, 675
See application file for complete search history.

(56) **References Cited**

U.S. PATENT DOCUMENTS

D61,658 S *	11/1922	Graham	D9/538
D177,263 S *	3/1956	Kilmon, Jr.	D9/538
D177,570 S *	5/1956	James	D7/612
D317,123 S *	5/1991	Colani	D9/540
5,052,567 A *	10/1991	Colani	215/384
D465,412 S *	11/2002	Addis et al.	D9/562
D497,777 S *	11/2004	Sanders et al.	D7/603
D507,748 S *	7/2005	McCutchan et al.	D9/521
D510,028 S *	9/2005	Hasler	D9/520

D516,432 S *	3/2006	McCutchan et al.	D9/521
D536,617 S *	2/2007	Cote	D9/516
D538,659 S *	3/2007	Eaton et al.	D9/516
D575,162 S *	8/2008	Schwab, Sr.	D9/543
D620,366 S *	7/2010	Bruscha et al.	D9/529

* cited by examiner

Primary Examiner — Ian Simmons

Assistant Examiner — Dana L Sipos

(74) *Attorney, Agent, or Firm* — The Webb Law Firm

(57) **CLAIM**

The ornamental design for a container, as shown and described.

DESCRIPTION

FIG. 1 is a front perspective view of a first embodiment of a container in accordance with our new design;

FIG. 2 is a front view thereof;

FIG. 3 is a rear view thereof;

FIG. 4 is a left side view thereof (the right side view is the mirror image of the view shown in FIG. 4);

FIG. 5 is a top view thereof;

FIG. 6 is a bottom view thereof;

FIG. 7 is a front perspective view of a second embodiment of a container in accordance with our new design;

FIG. 8 is a front view thereof;

FIG. 9 is a rear view thereof;

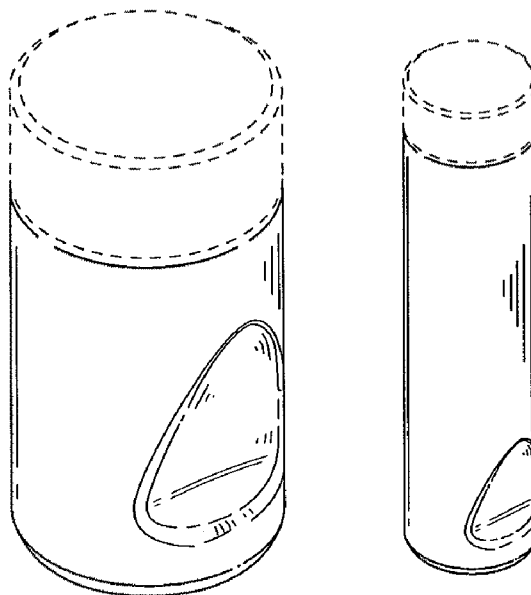
FIG. 10 is a left side view thereof (the right side view is the mirror image of the view shown in FIG. 10);

FIG. 11 is a top view thereof; and,

FIG. 12 is a bottom view thereof.

In the drawings, the broken lines depict unclaimed subject matter only and form no part of the claimed design.

1 Claim, 2 Drawing Sheets



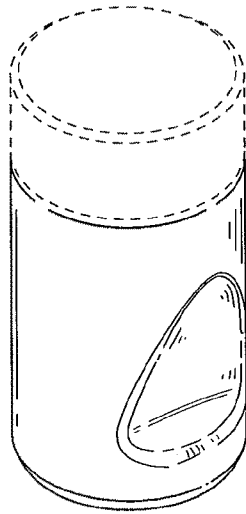


FIG. 1

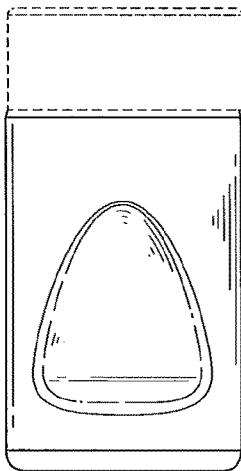


FIG. 2




FIG. 3

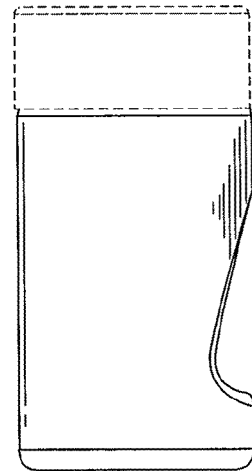


FIG. 4

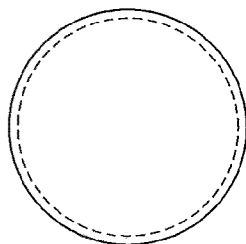


FIG. 5

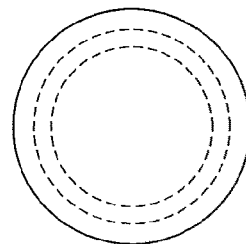


FIG. 6

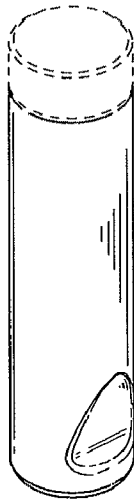


FIG. 7



FIG. 8




FIG. 9

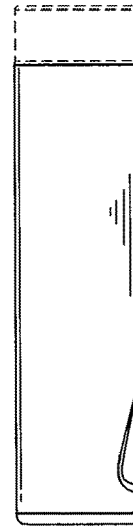


FIG. 10

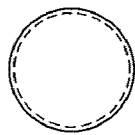


FIG. 11

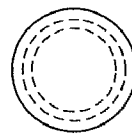


FIG. 12