



US00D626539S

(12) **United States Design Patent**
Brown et al.

(10) **Patent No.:** **US D626,539 S**

(45) **Date of Patent:** **** *Nov. 2, 2010**

(54) **PORTABLE ELECTRONIC DEVICE CASE**

5,360,108 A 11/1994 Alagia
5,368,159 A 11/1994 Doria
5,383,091 A 1/1995 Snell

(75) Inventors: **Dustin Brown**, Chicago, IL (US); **Scott Wilson**, Chicago, IL (US); **Jon Godston**, Chicago, IL (US); **Daniel Berg**, Antioch, IL (US)

(Continued)

(73) Assignee: **Uncommon LLC**, Chicago, IL (US)

OTHER PUBLICATIONS

(*) Notice: This patent is subject to a terminal disclaimer.

ifrogz iPhone 3G Luxe Case—Silver/Black, <URL:http://ilounge.pricegrabber.com/search_getprod.php/masterid=94739102/search=iphone+cases/st=product_tab>, retrieved from internet Feb. 12, 2010.*

(**) Term: **14 Years**

(Continued)

(21) Appl. No.: **29/341,734**

Primary Examiner—Robert M Spear
Assistant Examiner—Carla Jobe Wright
(74) *Attorney, Agent, or Firm*—Bishop & Diehl, Ltd.

(22) Filed: **Aug. 11, 2009**

(51) **LOC (9) Cl.** **14-03**

(57) **CLAIM**

(52) **U.S. Cl.** **D14/250**

(58) **Field of Classification Search** D14/140,
D14/142, 167, 217, 218, 240, 242, 248, 250–253,
D14/299, 341–347, 440; D3/200–201, 215,
D3/218–219, 226, 228, 269, 301, 272–273,
D3/276, 294; D13/103, 107–108, 119; 220/4.02;
224/191, 240, 241, 245, 682–683; 248/206.2–206.4,
248/220.21, 279.1, 309.1; 361/679.3, 679.56;
379/420.04, 426, 433.11, 446–447, 454,
379/455; 455/575.1, 575.6, 575.7, 575.8,
455/575.9; 190/100; 206/305, 320

The ornamental design for a portable electronic device case, as shown and described.

See application file for complete search history.

DESCRIPTION

(56) **References Cited**

U.S. PATENT DOCUMENTS

2,316,143 A 4/1943 Peebles et al.
D267,850 S 2/1983 Groenewold et al.
4,515,272 A 5/1985 Newhouse
D284,372 S 6/1986 Carpenter
4,610,900 A 9/1986 Nishibori
4,615,464 A 10/1986 Byrns
D302,177 S 7/1989 Evenson
D312,534 S 12/1990 Nelson et al.
D322,719 S 12/1991 Jayez
D324,220 S * 2/1992 Evans et al. D14/253

FIG. 1 is a perspective front view of a portable electronic device case, wherein the upper and lower case portions are assembled together;

FIG. 2 is a front elevation view thereof;

FIG. 3 is a back elevation view thereof;

FIG. 4 is a left side elevation view thereof;

FIG. 5 is a right elevation view thereof;

FIG. 6 is a top plan view thereof;

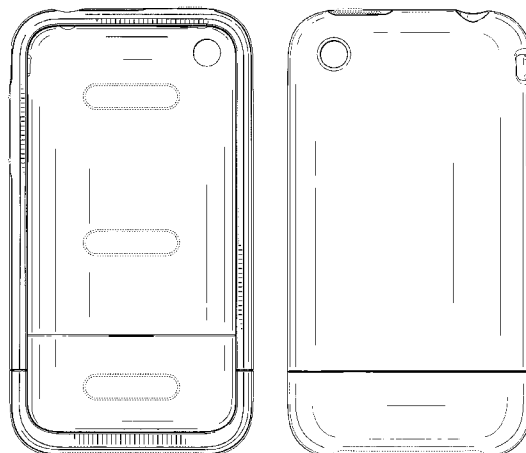
FIG. 7 is a bottom plan view thereof;

FIG. 8 is a front elevation view of the portable electronic device case, wherein upper and lower case portions are shown separated for ease of illustration; and,

FIG. 9 is a left side elevation view thereof.

In the drawing, the broken lines depict unclaimed environment.

1 Claim, 7 Drawing Sheets



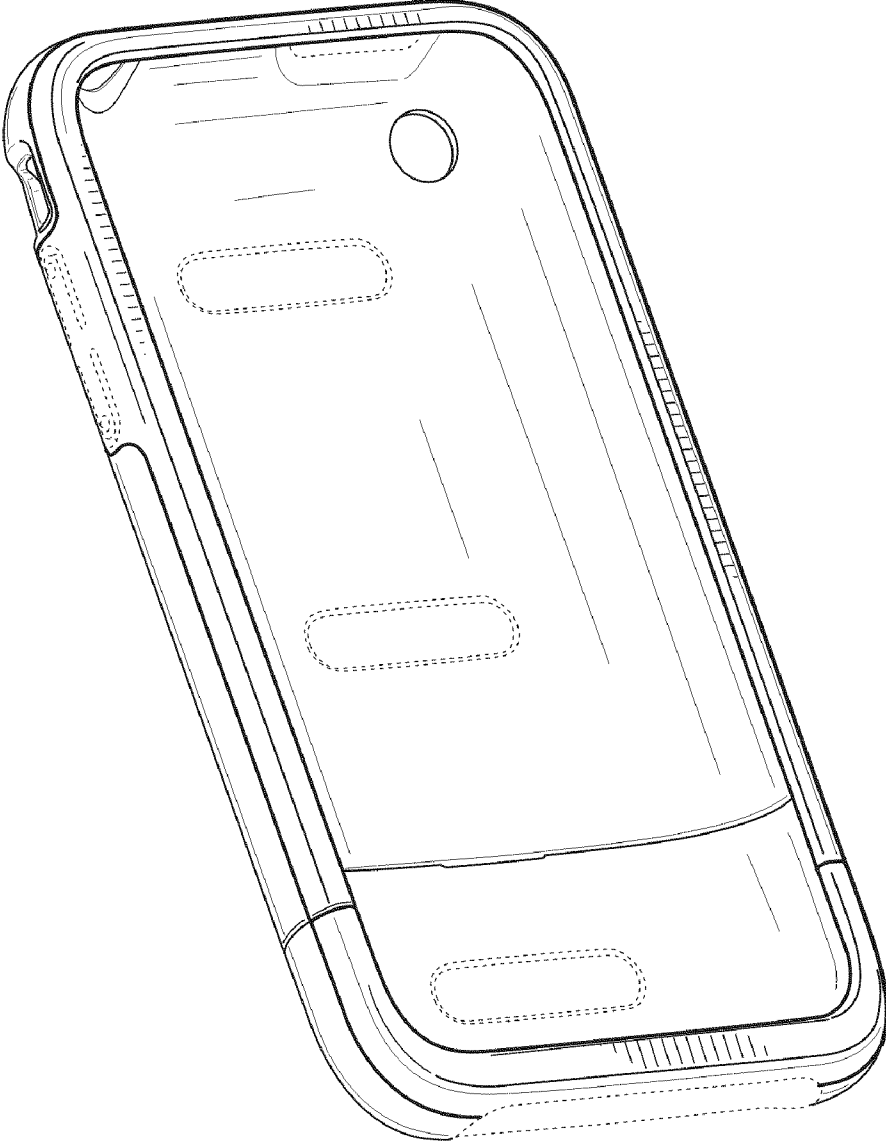


FIG. 1

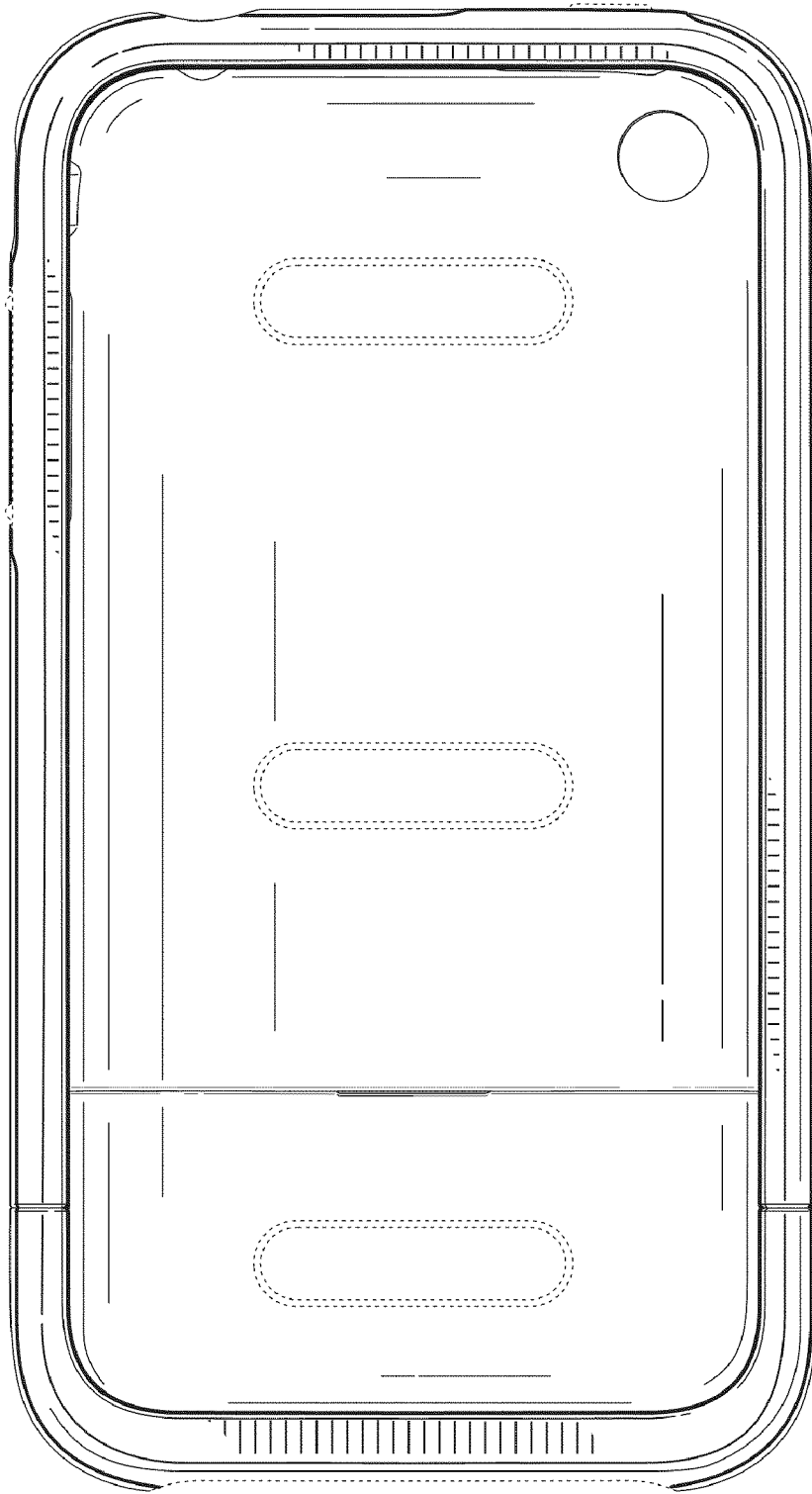


FIG. 2




FIG. 3




FIG. 4




FIG. 5

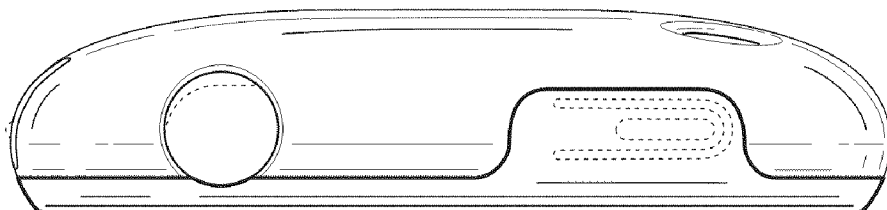


FIG. 6

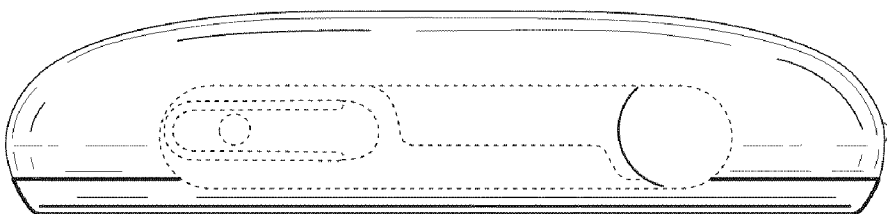


FIG. 7

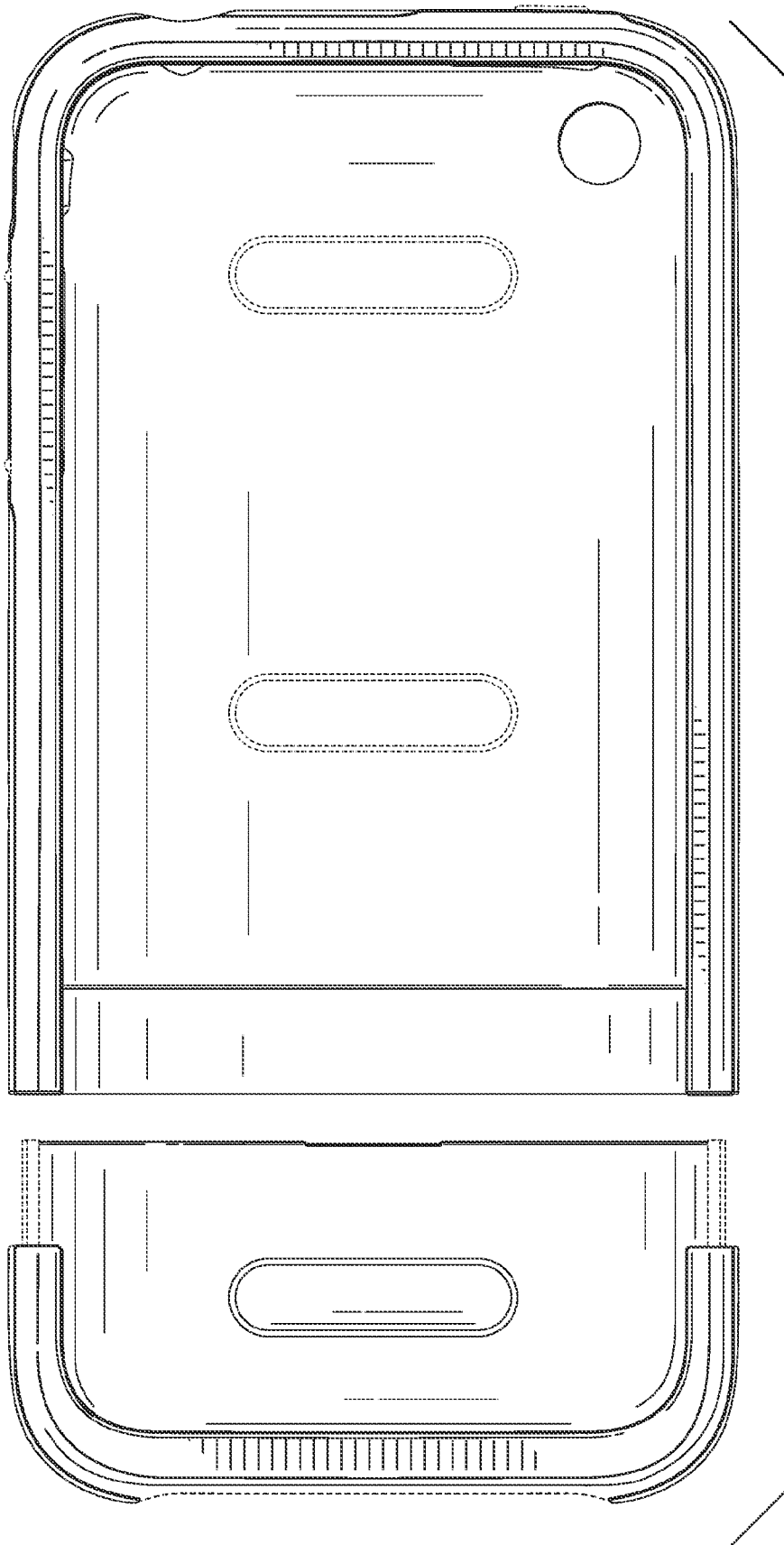


FIG. 8

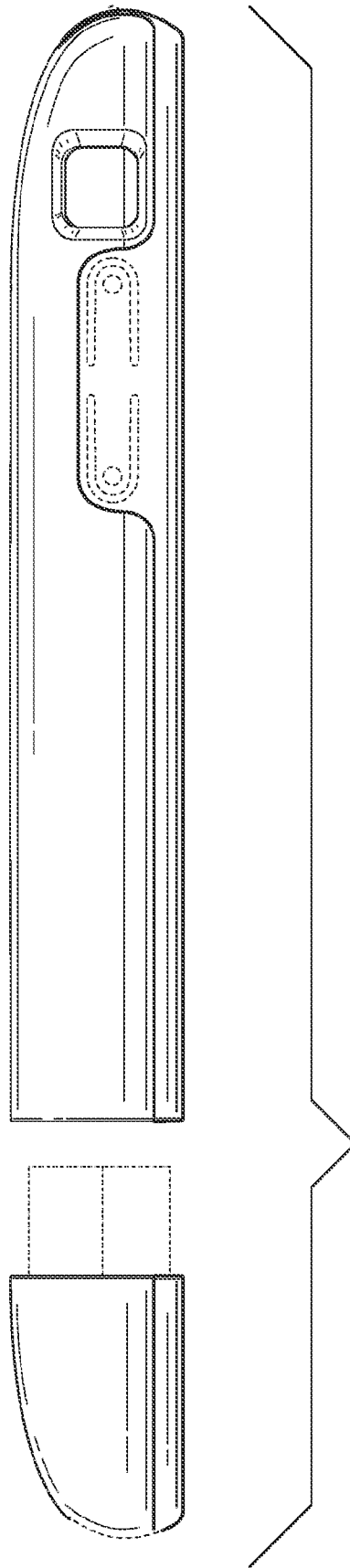


FIG. 9