

(19) World Intellectual Property
Organization
International Bureau



(43) International Publication Date
19 February 2004 (19.02.2004)

PCT

(10) International Publication Number
WO 2004/014369 A1

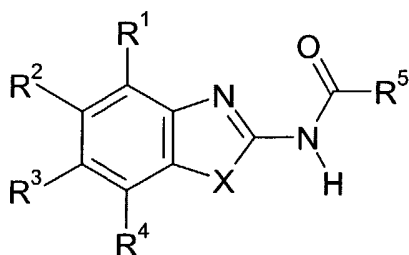
- (51) International Patent Classification⁷: **A61K 31/4184**, C07D 235/30, 401/06, 413/12, 403/12, 417/12, 409/12, 401/12, 277/82, A61P 9/00
- (21) International Application Number: PCT/EP2003/008102
- (22) International Filing Date: 24 July 2003 (24.07.2003)
- (25) Filing Language: English
- (26) Publication Language: English
- (30) Priority Data: 02017585.7 7 August 2002 (07.08.2002) EP
- (71) Applicant: **AVENTIS PHARMA DEUTSCHLAND GMBH** [DE/DE]; Brüningstrasse 50, 65929 Frankfurt (DE).
- (72) Inventors: **STROBEL, Hartmut**; Erlenweg 22, 65835 Liederbach (DE). **WOHLFART, Paulus**; Bertolt-Brecht-Ring 16c, 64625 Bensheim (DE). **BELOW, Peter**; Völklinger Weg 62, 60529 Frankfurt (DE).
- (81) Designated States (*national*): AE, AG, AL, AM, AT, AU, AZ, BA, BB, BG, BR, BY, BZ, CA, CH, CN, CO, CR, CU, CZ, DE, DK, DM, DZ, EC, EE, ES, FI, GB, GD, GE, GH, GM, HR, HU, ID, IL, IN, IS, JP, KE, KG, KP, KR, KZ, LC, LK, LR, LS, LT, LU, LV, MA, MD, MG, MK, MN, MW, MX, MZ, NI, NO, NZ, OM, PG, PH, PL, PT, RO, RU, SC, SD, SE, SG, SK, SL, SY, TJ, TM, TN, TR, TT, TZ, UA, UG, UZ, VC, VN, YU, ZA, ZM, ZW.
- (84) Designated States (*regional*): ARIPO patent (GH, GM, KE, LS, MW, MZ, SD, SL, SZ, TZ, UG, ZM, ZW), Eurasian patent (AM, AZ, BY, KG, KZ, MD, RU, TJ, TM), European patent (AT, BE, BG, CH, CY, CZ, DE, DK, EE, ES, FI, FR, GB, GR, HU, IE, IT, LU, MC, NL, PT, RO, SE, SI, SK, TR), OAPI patent (BF, BJ, CF, CG, CI, CM, GA, GN, GQ, GW, ML, MR, NE, SN, TD, TG).

Published:

— with international search report

For two-letter codes and other abbreviations, refer to the "Guidance Notes on Codes and Abbreviations" appearing at the beginning of each regular issue of the PCT Gazette.

(54) Title: ACYLAMINO-SUBSTITUTED HETEROAROMATIC COMPOUNDS AND THEIR USE AS PHARMACEUTICALS



(I)

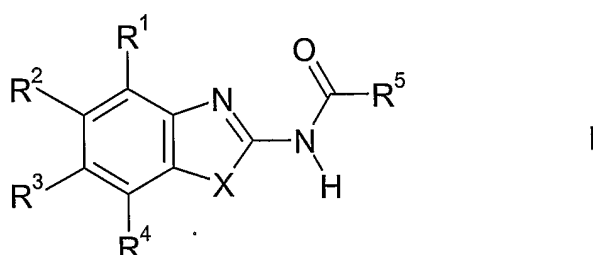
(57) Abstract: The present invention relates to acylamino-substituted heteroaromatic compounds of the formula (I), in which R¹, R², R³, R⁴ and R⁵ and X have the meanings indicated in the claims. The compounds of formula (I) are valuable pharmaceutically active compounds which are useful in the treatment of various disease states including cardiovascular disorders such as atherosclerosis, thrombosis, coronary artery disease, hypertension and cardiac insufficiency. They upregulate the expression of the enzyme endothelial nitric oxide (NO) synthase and can be applied in conditions in which an increased expression of said enzyme or an increased NO level or the normalization of a decreased NO level is desired. The invention furthermore relates to processes for the

preparation of compounds of the formula (I), their use, in particular as active ingredients in pharmaceuticals, and pharmaceutical preparations comprising them.

WO 2004/014369 A1

Acylamino-substituted heteroaromatic compounds and their use as pharmaceuticals

The present invention relates to acylamino-substituted heteroaromatic compounds of
5 the formula I,



in which R¹, R², R³, R⁴ and R⁵ and X have the meanings indicated below. The
10 compounds of formula I are valuable pharmaceutically active compounds which are
useful in the treatment of various disease states including cardiovascular disorders
such as atherosclerosis, thrombosis, coronary artery disease, hypertension and
cardiac insufficiency. They upregulate the expression of the enzyme endothelial nitric
oxide (NO) synthase and can be applied in conditions in which an increased
15 expression of said enzyme or an increased NO level or the normalization of a
decreased NO level is desired. The invention furthermore relates to processes for the
preparation of compounds of the formula I, their use, in particular as active
ingredients in pharmaceuticals, and pharmaceutical preparations comprising them.

20 Endothelial NO synthase (eNOS, NOS-III) belongs to a group of three isoenzymes
which produce nitric oxide (NO) by oxidation of arginine. Endothelially released NO is
of central importance in a number of key cardiovascular mechanisms. It has a
vasodilating effect and inhibits the aggregation of platelets, the adhesion of
leukocytes to the endothelium and the proliferation of intimal smooth muscle cells.

25

Endothelial NO synthase is subject to physiological and pathophysiological regulation
both at the transcriptional and at the post-transcriptional level. Enzyme already
present in the endothelium may undergo calcium-dependent and calcium-

- independent activation through phosphorylation of specific amino acids, but also by direct interactions with specific proteins. Stimulators of this, usually transient, NO release are, extracellular arginine, 17β -estrogen and the mechanical stimulus exerted on the luminal surface of the endothelium by the blood flow (shear stress). The latter additionally leads to regulation of eNOS at the transcriptional level. Thus, for example, Sessa et al. (Circ. Research 74 (1994) 349) were able by means of exercise training and the increase in shear stress associated therewith to obtain a marked increase in eNOS.
- 10 Whether regulation at the post-transcriptional level is relevant *in vivo*, has not been unambiguously proven. Thus, for example, administration of a high arginine dose is followed by only a transient improvement in the endothelium-dependent vasorelaxation in patients with coronary heart disease.
- 15 On the other hand, the significance of the upregulation of the eNOS protein is scientifically accepted. Thus, there are findings which show that the protective properties of the HMG-CoA reductase inhibitor simvastatin can be attributed, besides to the lipid lowering effect, also in part to an increase in eNOS expression *in vivo* (Endres et al., Proc. Natl. Acad. Sci. USA 95 (1998) 8880). It is additionally known that single point mutations in the 5'-flanking region of the eNOS gene ("eNOS promoter"), and the reduction in the rate of eNOS gene transcription associated therewith, in the Japanese population is associated with an increase in the risk of coronary spasms (Nakayama et al., Circulation 99 (1999) 2864).
- 25 The current assumption therefore is that the transcriptional and post-transcriptional mechanisms of eNOS regulation are seriously disturbed in a large number of disorders, especially in cardiovascular disorders. Even in very early stages of a wide variety of cardiovascular disorders it is possible for a dysfunction of this type in the endothelium lining the blood vessels to lead to a deficiency of bioactive NO, which is manifested as the disorder progresses in the form of measurable pathophysiological and morphological changes. Thus, critical steps in early atherogenesis are speeded up by a decrease in endothelial NO release, such as, for example, the oxidation of
- 30

low density lipoproteins, the recruitment and deposition of monocytes in the intima of vessels, and the proliferation of intimal cells. A consequence of atherogenesis is the formation of plaques on the inside of the blood vessels, which may in turn lead, through a diminution in the shear stress, to a further decrease in endothelial NO
5 release and a further deterioration in the pathology. Since endothelial NO is also a vasodilator, a decrease thereof frequently also leads to hypertension, which may, as an independent risk factor, cause further organ damage.

The aim of a therapeutic approach to the treatment of these disorders must
10 accordingly be to interrupt this chain of events by increasing the endothelial NO expression. Gene transfer experiments which lead in vitro to overexpression of NO synthase in previously damaged vessels are in fact able to counteract the described processes and are thus evidence of the correctness of this approach (Varenne et al., Hum. Gene Ther. 11 (2000) 1329).

15 Some low molecular weight compounds which, in cell cultures, may lead to a direct effect on eNOS transcription and expression are disclosed in the literature. The statins which have already been mentioned are, however, the only substances for which it has been possible to date to show such an increase in eNOS in vivo as a
20 side effect. But in view of the known range of side effects of this class of substances it is unclear how far this effect is present in a toxicologically unproblematic dose.

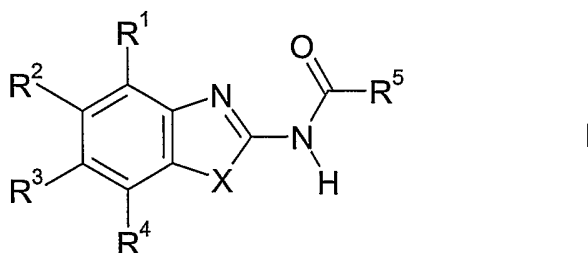
Liao et al. claim in WO 99/47153 and WO 00/03746 the use of rhoGTPase inhibitors and agents which influence the organization of the actin cytoskeleton for increasing
25 eNOS in endothelial cells and for the therapy of various disorders such as, for example, stroke or pulmonary hypertension without, however, indicating a specific way of achieving this.

WO 02/064146, WO 02/064545, WO 02/064565 and WO 02/064546 disclose
30 acylated, benzo-condensed cycloalkenylamines which upregulate eNOS expression in endothelial cells and are useful pharmaceutically active ingredients for the treatment of various diseases, but there is an ongoing need for further eNOS

expression enhancers with a favorable property profile. The present invention satisfies this need by providing compounds of the formula I and methods of using them.

5 Certain acylamino-substituted heteroaromatic compounds of the formula I have already been described. In many cases the known compounds have been prepared in the course of merely chemical investigations or for use as intermediates in the synthesis of other compounds, and no biological activity of them has been described. Compounds of the formula I and structurally similar compounds for which a
10 pharmaceutical activity has already been described include, for example, certain hypotensive 2-acetylaminobenzimidazoles (Bellasio et al., Farmaco, Ed. Sci., 28 (1973) 164) which, however, do not suggest the 2-(hetero)aroylaminobenzimidazoles comprised by the present invention and their biological activity. The activating effect on guanylate cyclase of certain N-benzimidazolylcarboxamides and N-
15 benzothiazolylcarboxamides described in WO 00/27394 seems to depend on the presence of a 3-(3-(dimethylamino)propoxy)-1-(phenylmethyl)-1H-pyrazol-5-carboxamide moiety. In WO 01/97786 the adenosine receptor affinity of certain N-benzothiazolylcarboxamides has been disclosed. In WO 01/83427, WO 98/11073 and Pilyugin et al., Bashkirskii Khimicheskii Zhurnal 8 (2001) 18, it has been
20 described that similar compounds exhibit a hypoglycemic activity, antiviral activity or antifungal activity, respectively. There are no indications in the prior art that compounds of the formula I would upregulate the expression of endothelial NO synthase, but it is surprising that they exhibit this activity and therefore are valuable pharmaceutically active ingredients which are useful in the treatment of a variety of
25 diseases including cardiovascular diseases such as, for example, atherosclerosis, thrombosis, coronary artery disease, hypertension and cardiac insufficiency.

A subject of the present invention are novel acylamino-substituted heteroaromatic compounds of the formula I,



in any of their stereoisomeric forms and mixtures thereof in any ratio, and the pharmaceutically acceptable salts thereof, wherein in the formula I:

5

R^1 and R^4 are independently from each other selected from the group consisting of: H; unsubstituted and at least monosubstituted C_1 - C_{10} -alkyl, C_2 - C_{10} -alkenyl and C_2 - C_{10} -alkynyl, the substituents of which are selected from the group consisting of F, OH, C_1 - C_8 -alkoxy, C_1 - C_8 -alkylmercapto, -CN, $COOR^6$, $CONR^7R^8$, and unsubstituted and at least monosubstituted phenyl and heteroaryl where the substituents of the phenyl and heteroaryl groups are selected from the group consisting of halogens, -CN, C_1 - C_3 -alkyl, C_1 - C_3 -alkoxy and CF_3 ; unsubstituted and at least monosubstituted phenyl and heteroaryl the substituents of which are selected from the group consisting of halogens, -CN, C_1 - C_3 -alkyl, C_1 - C_3 -alkoxy and CF_3 ; COR^9 ; $CONR^{10}R^{11}$;
 15 $COOR^{12}$; CF_3 ; halogens; -CN; $NR^{13}R^{14}$; OR^{15} ; $S(O)_mR^{16}$; $SO_2NR^{17}R^{18}$; and NO_2 ;

R^2 and R^3 are independently from each other selected from the group consisting of: H; halogens; -CN; unsubstituted and at least monosubstituted C_1 - C_{10} -alkyl the substituents of which are selected from the group consisting of OH, phenyl, and heteroaryl; OH; C_1 - C_{10} -alkoxy; phenoxy; $S(O)_mR^{19}$; CF_3 ; -CN; NO_2 ; C_1 - C_{10} -alkylamino; di(C_1 - C_{10} -alkyl)amino; (C_1 - C_6 -alkyl)-CONH-; unsubstituted and at least monosubstituted phenyl-CONH- and phenyl- SO_2 -O- the substituents of which are selected from the group consisting of halogens, -CN, methyl and methoxy; C_1 - C_6 -alkyl- SO_2 -O-; unsubstituted and at least monosubstituted (C_1 - C_6 -alkyl)-CO- the substituents of which are selected from the group consisting of F, di(C_1 - C_3 -alkyl)amino, pyrrolidinyl and piperidinyl; and phenyl-CO- the phenyl part of which is unsubstituted or at least monosubstituted by substituents selected from the group consisting of C_1 - C_3 -alkyl, halogens and methoxy;

 20
 25

R⁵ is a group Ar or a group Hetar both of which are unsubstituted or carry one or more identical or different substituents selected from the group consisting of: halogens; -CN; NH₂; unsubstituted and at least monosubstituted C₁-C₁₀-alkyl, C₂-C₁₀-alkenyl, C₂-C₁₀-alkynyl, C₁-C₁₀-alkoxy, C₁-C₁₀-alkylamino and di(C₁-C₁₀-alkyl)amino, the substituents of which are selected from the group consisting of F, OH, C₁-C₈-alkoxy, aryloxy, C₁-C₈-alkylmercapto, NH₂, C₁-C₈-alkylamino and di(C₁-C₈-alkyl)amino; C₃-C₅-alkandiyl; phenyl; heteroaryl; aryl-substituted or heteroaryl-substituted C₁-C₄-alkyl; CF₃; NO₂; OH; phenoxy; benzyloxy; (C₁-C₁₀-alkyl)-COO-; S(O)_mR²⁰; SH; phenylamino; benzylamino; (C₁-C₁₀-alkyl)-CONH-; (C₁-C₁₀-alkyl)-CO-N(C₁-C₄-alkyl)-; phenyl-CONH-; phenyl-CO-N(C₁-C₄-alkyl)-; heteroaryl-CONH-; heteroaryl-CO-N(C₁-C₄-alkyl)-; (C₁-C₁₀-alkyl)-CO-; phenyl-CO-; heteroaryl-CO-; CF₃-CO-; -OCH₂O-; -OCF₂O-; -OCH₂CH₂O-; -CH₂CH₂O-; COOR²¹; CONR²²R²³; C(NH)-NH₂; SO₂NR²⁴R²⁵; R²⁶SO₂NH-; R²⁷SO₂N(C₁-C₆-alkyl)-; and a residue of a saturated or at least monounsaturated aliphatic, monocyclic 5-membered to 7-membered heterocycle containing 1, 2 or 3 heteroatoms selected from the group consisting of N, O and S, which heterocycle can be substituted by one or more substituents selected from the group consisting of halogens, C₁-C₃-alkyl, C₁-C₃-alkoxy, OH, oxo and CF₃, where said heterocycle can optionally be condensed to the said group Ar or the said group Hetar; wherein all aryl, heteroaryl, phenyl, aryl-containing, heteroaryl-containing and phenyl-containing groups, which are optionally present in the said substituents of the said group Ar or the said group Hetar, can be substituted by one or more substituents selected from the group consisting of halogens, -CN, C₁-C₃-alkyl, OH, C₁-C₃-alkoxy, and CF₃;

25

R⁶ is selected from the group consisting of:

H; C₁-C₁₀-alkyl which can be substituted by one or more substituents selected from the group consisting of F, C₁-C₈-alkoxy and di(C₁-C₈-alkyl)amino; aryl-(C₁-C₄-alkyl)- and heteroaryl-(C₁-C₄-alkyl)- both of which can be substituted by one or more substituents selected from the group consisting of halogens, C₁-C₄-alkyl, C₁-C₄-alkoxy and di(C₁-C₆-alkyl)amino;

30

R^7 is selected from the group consisting of:

- H; C_1 - C_{10} -alkyl which can be substituted by one or more substituents selected from the group consisting of F, C_1 - C_8 -alkoxy, di(C_1 - C_8 -alkyl)amino and phenyl; phenyl; indanyl; and heteroaryl; wherein each of the aromatic groups can be unsubstituted or
- 5 carry one or more substituents selected from the group consisting of halogens, -CN, C_1 - C_3 -alkyl, C_1 - C_3 -alkoxy and CF_3 ;

R^8 is H or C_1 - C_{10} -alkyl;

- 10 R^9 is selected from the group consisting of:

C_1 - C_{10} -alkyl which can be substituted by one or more substituents from the group consisting of F, C_1 - C_4 -alkoxy and di(C_1 - C_3 -alkyl)amino; and unsubstituted and at least monosubstituted phenyl and heteroaryl the substituents of which are selected from the group consisting of C_1 - C_3 -alkyl, C_1 - C_3 -alkoxy, halogens, -CN and CF_3 ;

15

R^{10} , independently from R^7 , is defined as R^7 ;

R^{11} , independently from R^8 , is defined as R^8 ;

- 20 R^{12} , independently from R^6 , is defined as R^6 ;

R^{13} is selected from the group consisting of:

- H; C_1 - C_6 -alkyl; unsubstituted and substituted phenyl, benzyl, heteroaryl, (C_1 - C_6 -alkyl)-CO-, phenyl-CO-, and heteroaryl-CO-, the substituents of which are selected from
- 25 the group consisting of halogens, -CN, C_1 - C_3 -alkyl, C_1 - C_3 -alkoxy and CF_3 , wherein one or more of these substituents can be present;

R^{14} , independently from R^{13} , is defined as R^{13} ;

- 30 R^{15} is selected from the group consisting of:

H; C_1 - C_{10} -alkyl; (C_1 - C_3 -alkoxy)- C_1 - C_3 -alkyl- and substituted and unsubstituted benzyl, phenyl and heteroaryl, the substituents of which are selected from the group

* consisting of halogens, -CN, C₁-C₃-alkyl, C₁-C₃-alkoxy and CF₃, wherein one or more of these substituents can be present;

R¹⁶ is selected from the group consisting of:

5 C₁-C₁₀-alkyl which can be substituted by one or more substituents selected from the group consisting of F, OH, C₁-C₈-alkoxy, aryloxy, C₁-C₈-alkylmercapto, C₁-C₈-alkylamino and di(C₁-C₈-alkyl)amino; CF₃; and substituted and unsubstituted phenyl and heteroaryl, the substituents of which are selected from the group consisting of halogens, -CN, C₁-C₃-alkyl, C₁-C₃-alkoxy and CF₃, wherein one or more of these
10 substituents can be present;

R¹⁷, independently from R⁷, is defined as R⁷;

R¹⁸, independently from R⁸, is defined as R⁸;

15

R¹⁹, independently from R¹⁶, is defined as R¹⁶;

R²⁰, independently from R¹⁶, is defined as R¹⁶;

20 R²¹, independently from R⁶, is defined as R⁶;

R²², independently from R⁷, is defined as R⁷;

R²³, independently from R⁸, is defined as R⁸;

25

R²⁴, independently from R⁷, is defined as R⁷;

R²⁵, independently from R⁸, is defined as R⁸;

30 R²⁶, independently from R¹⁶, is defined as R¹⁶;

R²⁷, independently from R¹⁶, is defined as R¹⁶;

R³⁰ is selected from the group consisting of: H; unsubstituted and at least monosubstituted C₁-C₁₀-alkyl, C₂-C₁₀-alkenyl and C₂-C₁₀-alkynyl, the substituents of which are selected from the group consisting of F, OH, C₁-C₈-alkoxy, C₁-C₈-alkylmercapto, -CN, COOR³¹, CONR³²R³³, NR³⁴R³⁵, (C₁-C₈-alkyl)-CONH-, (C₁-C₈-alkoxy)-CONH-, benzyloxy-CONH- and unsubstituted and at least monosubstituted phenyl and heteroaryl where the substituents of the phenyl and heteroaryl groups are selected from the group consisting of halogens, -CN, C₁-C₃-alkyl, C₁-C₃-alkoxy and CF₃; and unsubstituted and at least monosubstituted phenyl and heteroaryl the substituents of which are selected from the group consisting of halogens, -CN, C₁-C₃-alkyl, C₁-C₃-alkoxy and CF₃;

R³¹, independently from R⁶, is defined as R⁶;

R³², independently from R⁷, is defined as R⁶;

R³³, independently from R⁸, is defined as R⁶;

R³⁴, independently from R⁶, is defined as R⁶;

R³⁵, independently from R⁶, is defined as R⁶;

X is selected from the group consisting of NR³⁰, S, O, CH=CH, N=CH and CH=N;

heteroaryl is a residue of a 5-membered to 10-membered, aromatic, monocyclic or bicyclic heterocycle containing one or more heteroatoms selected from the group consisting of N, O and S;

the group Hetar is a residue of a 5-membered to 10-membered, aromatic, monocyclic or bicyclic heterocycle containing one or more heteroatoms selected from the group consisting of N, O and S;

aryl is phenyl, naphth-1-yl or naphth-2-yl;

the group Ar is phenyl, naphth-1-yl or naphth-2-yl;

5 m is 0, 1 or 2.

If groups or substituents in the compounds of the formula I such as, for example, aryl, heteroaryl, alkyl etc., can be present several times, they all independently from each other have the meanings indicated and can hence, in each individual case, be
10 identical with or different from each other. As an example the di(C₁-C₁₀-alkyl)amino group may be mentioned in which the alkyl substituents can be identical or different. When a group in the compounds of the formula I can be at least monosubstituted, or when it carries one or more substituents, it can be substituted, for example, by one, two, three, four or five substituents. When a group is substituted by two or more
15 substituents, the substituents can be identical or different from each other.

Alkyl, alkenyl and alkynyl residues can be linear or branched, acyclic or cyclic. This also applies when they are part of other groups, for example alkoxy groups, alkoxy carbonyl groups or substituted amino groups, or when they are substituted.

20

Examples of alkyl groups are methyl, ethyl, propyl, butyl, pentyl, hexyl, heptyl, octyl, nonyl, decyl, the n-isomers of these residues, isopropyl, isobutyl, isopentyl, sec-butyl, tert-butyl, neopentyl, 3,3-dimethylbutyl. The term alkyl here also expressly includes cycloalkyl groups and cycloalkyl-alkyl- groups (i. e., alkyl substituted by cycloalkyl)
25 which groups contain at least three carbon atoms. Examples of such cycloalkyl residues are cyclopropyl, cyclobutyl, cyclopentyl, cyclohexyl, cycloheptyl and cyclooctyl. All cycloalkyl groups can be substituted by one or more identical or different C₁-C₄-alkyl residues, in particular by methyl. Examples of substituted cycloalkyl residues are 4-methylcyclohexyl, 4-tert-butylcyclohexyl or 2,3-
30 dimethylcyclopentyl. Furthermore, unless stated otherwise, the term alkyl here also includes unsubstituted alkyl residues as well as alkyl residues which are substituted by one or more, for example 1, 2, 3 or 4, identical or different residues, for example

aryl groups. In substituted alkyl residues, for example arylalkyl-, hydroxyalkyl- such as hydroxy-(C₁-C₃)-alkyl- or alkoxyalkyl- such as C₁-C₄-alkyl-O-(C₁-C₃)-alkyl-, the substituents can be present in any desired position.

- 5 Examples of alkenyl and alkynyl groups are vinyl, 1-propenyl, 2-propenyl (i.e. allyl), 2-butenyl, 2-methyl-2-propenyl, 3-methyl-2-butenyl, ethynyl, 2-propynyl (i.e. propargyl), 2-butylnyl or 3-butylnyl. The term alkenyl here also expressly includes cycloalkenyl groups and cycloalkenyl-alkyl- groups (i.e. alkyl substituted by cycloalkenyl) which groups contain at least three carbon atoms. Examples of
- 10 cycloalkenyl residues are cyclopentenyl, cyclohexenyl, cycloheptenyl and cyclooctenyl. All cycloalkenyl groups can be substituted by one or more identical or different C₁-C₄-alkyl residues, in particular by methyl. Furthermore, unless stated otherwise, the term alkenyl and alkynyl here also includes unsubstituted alkenyl and alkynyl residues as well as alkenyl and alkynyl residues which are substituted by one
- 15 or more, for example 1, 2, 3 or 4, identical or different residues, for example aryl groups. In substituted alkenyl and alkynyl residues, for example arylalkenyl-, hydroxyalkenyl- such as hydroxy-(C₂-C₃)-alkenyl- or alkoxyalkenyl- such as C₁-C₃-alkyl-O-(C₂-C₄-alkenyl)-, the substituents can be present in any desired position.
- 20 Examples of C₃-C₅-alkandiyl are -CH₂CH₂CH₂-, -CH₂-CH(CH₃)-, -CH₂CH₂CH₂CH₂- and -CH₂CH₂CH₂CH₂CH₂- groups.

If not stated otherwise, the above-mentioned phenyl residues, naphthyl and indanyl residues and heterocyclic residues (including heteroaryl residues) can be

25 unsubstituted or can carry one or more, for example 1, 2, 3 or 4, of the substituents indicated in the above definition which substituents can be present in any desired position. If in compounds of the formula I nitro groups are present as substituents, in a preferred embodiment of the invention in total only up to two nitro groups are present in the molecule. In monosubstituted phenyl residues the substituent can be in

30 the 2-position, the 3-position or the 4-position, in disubstituted phenyl residues the substituents can be in 2,3-position, 2,4-position, 2,5-position, 2,6-position, 3,4-position or 3,5-position. In trisubstituted phenyl residues the substituents can be in

2,3,4-position, 2,3,5-position, 2,3,6-position, 2,4,5-position, 2,4,6-position or 3,4,5-position. In fourfold substituted phenyl residues, the substituents can be in the 2,3,4,5-position, the 2,3,4,6-position, or the 2,3,5,6-position. Tolyl (= methylphenyl) can be 2-tolyl, 3-tolyl or 4-tolyl. Naphthyl can be 1-naphthyl or 2-naphthyl. In 5 monosubstituted 1-naphthyl residues the substituent can be in the 2-position, the 3-position, the 4-position, the 5-position, the 6-position, the 7-position or the 8-position, in monosubstituted 2-naphthyl residues in the 1-position, the 3-position, the 4-position, the 5-position, the 6-position, the 7-position or the 8-position. In higher substituted naphthyl residues, for example 1-naphthyl residues or 2-naphthyl 10 residues which carry two or three substituents, the substituents can be present in any desired positions. Indanyl residues include indan-1-yl residues and indan-2-yl residues which can be unsubstituted or carry one or more of the substituents indicated. In case the indanyl residues are substituted, the substituent or substituents can be present in any of the positions possible.

15

Unless stated otherwise, heteroaryl residues and heterocyclic residues are preferably derived from heterocycles which contain 1, 2, 3 or 4 heteroatoms which can be identical or different; more preferably they are derived from heterocycles which contain 1, 2 or 3, in particular 1 or 2, heteroatoms which can be identical or different.

20

Unless stated otherwise, the heterocycles can be monocyclic or polycyclic, for example monocyclic, bicyclic or tricyclic. Preferably they are monocyclic or bicyclic.

25

The number of ring members preferably is 5, 6, 8, 9 or 10. The individual rings preferably are 5-membered rings, 6-membered rings or 7-membered rings. Examples of monocyclic and bicyclic heterocyclic systems from which residues occurring in the 30 compounds of the formula I can be derived, are pyrrole, furan, thiophene, imidazole, pyrazole, 1,2,3-triazole, 1,2,4-triazole, 1,3-dioxole, 1,3-oxazole (= oxazole), 1,2-oxazole (= isoxazole), 1,3-thiazole (= thiazole), 1,2-thiazole (= isothiazole), tetrazole, pyridine, pyridazine, pyrimidine, pyrazine, pyran, thiopyran, 1,4-dioxine, 1,2-oxazine, 1,3-oxazine, 1,4-oxazine, 1,2-thiazine, 1,3-thiazine, 1,4-thiazine, 1,2,3-triazine, 1,2,4-triazine, 1,3,5-triazine, 1,2,4,5-tetrazine, azepine, 1,2-diazepine, 1,3-diazepine, 1,4-diazepine, 1,3-oxazepine, 1,3-thiazepine, indole, benzothiophene, benzofuran, benzothiazole, benzoxazole, benzimidazole, benzodioxole, quinoline, isoquinoline,

cinnoline, quinazoline, quinoxaline, phthalazine, thienothiophenes, 1,8-naphthyridine and other naphthyridines, pteridin, or phenothiazine, each of them in saturated form (perhydro form) or in partially unsaturated form (for example in the dihydro form or the tetrahydro form) or in maximally unsaturated form or aromatic form, provided that the respective forms are known and stable. The term "aryl" and the term "heteroaryl" as used herein comprise bicyclic residues in which both cycles are aromatic as well as bicyclic residues in which only one cycle is aromatic. The same applies to the term "group Ar" or the term "group Hetar". Suitable heterocycles include, for example, the saturated heterocycles pyrrolidine, piperidine, piperazine, morpholine and thiomorpholine. The degree of saturation of heterocyclic groups is indicated in their individual definitions. Unsaturated heterocycles can contain, for example, 1, 2 or 3, double bonds within the ring system. 5-membered rings and 6-membered rings can in particular also be aromatic.

Residues derived from the mentioned heterocycles can be attached via any suitable carbon atom. Residues derived from nitrogen heterocycles which can carry a hydrogen atom or a substituent on a ring nitrogen atom, such as pyrrole, imidazole, pyrrolidine, morpholine or piperazine residues, can also be attached via a ring nitrogen atom, in particular if the respective heterocyclic residue is attached to a carbon atom. For example, a thienyl residue can be present as 2-thienyl residue or 3-thienyl residue, a furyl residue as 2-furyl residue or 3-furyl residue, a pyridinyl residue as 2-pyridinyl residue, 3-pyridinyl residue or 4-pyridinyl residue, a piperidinyl residue as 1-piperidinyl residue (= piperidino residue), 2-piperidinyl residue, 3-piperidinyl residue or 4-piperidinyl residue, a (thio)morpholinyl residue as 2-(thio)morpholinyl residue, 3-(thio)morpholinyl residue or 4-(thio)morpholinyl residue (= thiomorpholino residue). A residue derived from 1,3-thiazole or imidazole which is attached via a carbon atom can be attached via the 2-position, the 4-position or the 5-position.

In case a heterocyclic groups is substituted, it can carry one or more, for example 1, 2, 3 or 4, identical or different substituents. Substituents in heterocycles can be present in any desired positions, for example in a 2-thienyl residue or 2-furyl residue in the 3-position and/or in the 4-position and/or in the 5-position, in a 3-thienyl residue

- or 3-furyl residue in the 2-position and/or in the 4-position and/or in the 5-position, in a 2-pyridinyl residue in the 3-position and/or in the 4-position and/or in the 5-position and/or in the 6-position, in a 3-pyridinyl residue in the 2-position and/or in the 4-position and/or in the 5-position and/or in the 6-position, in a 4-pyridinyl residue in the 2-position and/or in the 3-position and/or in the 5-position and/or in the 6-position. Suitable nitrogen heterocycles can also be present as N-oxides or as quarternary salts containing a counterion which is derived from a pharmaceutically acceptable acid. Pyridine moieties, for example, can thus be present as pyridine-N-oxides.
- Halogen is fluorine, chlorine, bromine or iodine, preferably fluorine or chlorine.

The present invention includes all stereoisomeric forms of the compounds of the formula I. Centers of asymmetry that are present in the compounds of formula I all independently from one another can have S configuration or R configuration. The invention includes all possible enantiomers and diastereomers and mixtures of two or more stereoisomers, for example mixtures of enantiomers and/or diastereomers, in all ratios. Thus, compounds of the present invention which can exist as enantiomers can be present in enantiomerically pure form, both as levorotatory and as dextrorotatory antipodes, in the form of racemates and in the form of mixtures of the two enantiomers in all ratios. In the case of a cis/trans isomerism the invention includes both the cis form and the trans form as well as mixtures of these forms in all ratios. All these forms are a subject of the present invention. The preparation of individual stereoisomers can be carried out, if desired, by separation of a mixture by customary methods, for example by chromatography or crystallization, by the use of stereochemically uniform starting materials for the synthesis or by stereoselective synthesis. Optionally a derivatization can be carried out before a separation of stereoisomers. The separation of a mixture of stereoisomers can be carried out at the stage of the compounds of the formula I or at the stage of an intermediate during the synthesis or at the stage of a starting compound. The present invention also includes all tautomeric forms of the compounds of formula I.

In case the compounds of the formula I contain one or more acidic or basic groups, the invention also comprises their corresponding pharmaceutically or toxicologically acceptable salts, in particular their pharmaceutically utilizable salts. Thus, the compounds of the formula I which contain acidic groups can be present on these groups and can be used according to the invention, for example, as alkali metal salts, alkaline earth metal salts or as ammonium salts. Examples of such salts include sodium salts, potassium salts, calcium salts, magnesium salts or salts with ammonia or organic amines such as, for example, ethylamine, ethanolamine, triethanolamine or amino acids. Compounds of the formula I which contain one or more basic groups, i.e. groups which can be protonated, can be present and can be used according to the invention in the form of their addition salts with inorganic or organic acids. Examples of suitable acids include hydrogen chloride, hydrogen bromide, phosphoric acid, sulfuric acid, nitric acid, methanesulfonic acid, p-toluenesulfonic acid, naphthalenedisulfonic acids, oxalic acid, acetic acid, tartaric acid, lactic acid, salicylic acid, benzoic acid, formic acid, propionic acid, pivalic acid, diethylacetic acid, malonic acid, succinic acid, pimelic acid, fumaric acid, maleic acid, malic acid, sulfamic acid, phenylpropionic acid, gluconic acid, ascorbic acid, isonicotinic acid, citric acid, adipic acid, and other acids known to the person skilled in the art. If the compounds of the formula I simultaneously contain acidic and basic groups in the molecule, the invention also includes, in addition to the salt forms mentioned, inner salts or betaines (zwitterions). The salts of the compounds of the formula I can be obtained by customary methods which are known to the person skilled in the art like, for example, by contacting the compound of the formula I with an organic or inorganic acid or base in a solvent or diluent, or by anion exchange or cation exchange from another salts. The present invention also includes all salts of the compounds of the formula I which, owing to low physiological compatibility, are not directly suitable for use in pharmaceuticals but which can be used, for example, as intermediates for chemical reactions or for the preparation of pharmaceutically acceptable salts.

The present invention furthermore includes all solvates of compounds of the formula I, for example hydrates and adducts with alcohols, active metabolites of the compounds of the formula I, and also derivatives and prodrugs of the compounds of

the formula I which contain physiologically tolerable and cleavable groups, for example esters, amides and compounds in which the N-H group depicted in formula I is replaced with an N-alkyl group, such as N-methyl, or with an N-acyl group, such as N-acetyl or N-argininyl, including pharmaceutically acceptable salts formed on functional groups present in the N-acyl group.

In preferred embodiments of the present invention, one or more of the structural moieties in the compounds of formula I, including the groups X, R¹, R², R³, R⁴, R⁵ and the other groups present in the compounds of formula I, independently from each other have the following preferred meanings, more preferred meanings, even more preferred meanings or most preferred meanings.

R¹ is preferably selected from the group consisting of: H; C₁-C₄-alkyl; C₁-C₄-alkoxy; CF₃; halogens; -CN; C₁-C₄-alkyl-S(O)_m-; and unsubstituted and at least monosubstituted phenyl and heteroaryl the substituents of which are selected from the group consisting of halogens, -CN, C₁-C₃-alkyl, C₁-C₃-alkoxy and CF₃, where heteroaryl is selected from the group consisting of 5-membered and 6-membered heterocycles containing one or more heteroatoms selected from the group consisting of N, O, and S. More preferably R¹ is H, halogen or C₁-C₄-alkyl.

R² is preferably selected from the group consisting of H, halogens, -CN and C₁-C₄-alkyl, more preferably from the group consisting of H, halogens and C₁-C₄-alkyl. Even more preferably R² is H.

R³ is preferably selected from the group consisting of H, halogens, -CN and C₁-C₄-alkyl, more preferably from the group consisting of H, halogens and C₁-C₄-alkyl. Even more preferably R³ is H.

R⁴ is preferably selected from the group consisting of: H; C₁-C₄-alkyl; C₁-C₄-alkoxy; CF₃; halogens; -CN; C₁-C₄-alkyl-S(O)_m-; and unsubstituted and at least monosubstituted phenyl and heteroaryl the substituents of which are selected from the group consisting of halogens, -CN, C₁-C₃-alkyl, C₁-C₃-alkoxy and CF₃, where

heteroaryl is selected from the group consisting of 5-membered and 6-membered heterocycles containing one or more heteroatoms selected from the group consisting of N, O, and S. More preferably R⁴ is H, halogen or C₁-C₄-alkyl. Most preferably R⁴ is H.

5

In a preferred embodiment of the present invention R¹, R², R³ and R⁴ are all H. In another preferred embodiment of the invention the group X is NR³⁰ and at least one of the groups R¹, R², R³ and R⁴, for example one or two of them, is different from hydrogen.

10

R⁵ is preferably a group Ar or a group Hetar both of which are unsubstituted or carry one or more identical or different substituents selected from the group consisting of: halogens; -CN; NH₂; unsubstituted and at least monosubstituted C₁-C₈-alkyl, C₂-C₈-alkenyl, C₂-C₈-alkynyl, C₁-C₈-alkoxy, C₁-C₈-alkylamino and di(C₁-C₈-alkyl)amino, the substituents of which are selected from the group consisting of F, OH, C₁-C₆-alkoxy, phenoxy, C₁-C₆-alkylmercapto, NH₂, C₁-C₆-alkylamino and di(C₁-C₆-alkyl)amino; C₃-C₅-alkandiyl; phenyl; heteroaryl; phenyl-substituted or heteroaryl-substituted C₁-C₂-alkyl; CF₃; OH; phenoxy; benzyloxy; (C₁-C₆-alkyl)-COO; S(O)_m-(C₁-C₆-alkyl) which can optionally be substituted by OH or C₁-C₆-alkoxy; S(O)_m-phenyl; S(O)_m-heteroaryl; SH; phenylamino; benzylamino; (C₁-C₆-alkyl)-CONH-; (C₁-C₆-alkyl)-CON(C₁-C₄-alkyl)-; phenyl-CONH-; phenyl-CON(C₁-C₄-alkyl)-; heteroaryl-CONH-; heteroaryl-CON(C₁-C₄-alkyl)-; (C₁-C₆-alkyl)-CO-; phenyl-CO-; heteroaryl-CO-; CF₃-CO-; -OCH₂O-; -OCF₂O-; -OCH₂CH₂O-; -CH₂CH₂O-; COO(C₁-C₆-alkyl); -CONH₂; -CONH(C₁-C₆-alkyl); -CON(di(C₁-C₆-alkyl)); C(NH)-NH₂; -SO₂NH₂; -SO₂NH(C₁-C₆-alkyl); -SO₂NH(phenyl); -SO₂N(di(C₁-C₆-alkyl)); (C₁-C₆-alkyl)-SO₂NH-; (C₁-C₆-alkyl)-SO₂N(C₁-C₆-alkyl)-; phenyl-SO₂NH-; phenyl-SO₂N(C₁-C₆-alkyl)-; heteroaryl-SO₂NH-; heteroaryl-SO₂N(C₁-C₆-alkyl)-; and a residue of a saturated or at least monounsaturated aliphatic, mononuclear 5-membered to 7-membered heterocycle containing 1, 2 or 3 heteroatoms selected from the group consisting of N, O and S, which heterocycle can be substituted by one or more substituents selected from the group consisting of halogens, C₁-C₃-alkyl, C₁-C₃-alkoxy, OH, oxo and CF₃, where said heterocycle can optionally be condensed to the said group Ar or the said group

30

Hetar; wherein all heteroaryl, phenyl, heteroaryl-containing and phenyl-containing groups, which are optionally present in the said substituents of the said group Ar or the said group Hetar, can be substituted by one or more substituents selected from the group consisting of halogens, -CN, C₁-C₃-alkyl, OH, C₁-C₃-alkoxy, and CF₃;

5

R⁵ is more preferably phenyl or a group Hetar both of which are unsubstituted or carry one or more identical or different substituents selected from the group consisting of: halogens; -CN; NH₂; unsubstituted and at least monosubstituted C₁-C₆-alkyl, C₂-C₆-alkenyl, C₂-C₆-alkynyl, C₁-C₃-alkoxy, C₁-C₄-alkylamino and di(C₁-C₄-alkyl)amino, the substituents of which are selected from the group consisting of F, C₁-C₃-alkoxy, C₁-C₃-alkylmercapto and NH₂; C₃-C₅-alkandiyl; phenyl; heteroaryl; phenyl-substituted or heteroaryl-substituted C₁-C₂-alkyl; CF₃; OH; (C₁-C₄-alkyl)-COO; S(O)_m-(C₁-C₄-alkyl); (C₁-C₄-alkyl)-CONH-; (C₁-C₄-alkyl)-CON(C₁-C₄-alkyl)-; (C₁-C₄-alkyl)-CO-; phenyl-CO-; heteroaryl-CO-; CF₃-CO-; -OCH₂O-; -OCF₂O-; -OCH₂CH₂O-; -CH₂CH₂O-; COO(C₁-C₆-alkyl); -CONH₂; -CONH(C₁-C₄-alkyl); -CON(di(C₁-C₄-alkyl)); C(NH)NH₂; -SO₂NH₂; -SO₂NH(C₁-C₄-alkyl); -SO₂NH(phenyl); -SO₂N(di(C₁-C₄-alkyl)); (C₁-C₄-alkyl)-SO₂NH-; (C₁-C₄-alkyl)-SO₂N(C₁-C₄-alkyl)-; and a residue of a saturated or at least monounsaturated aliphatic, mononuclear 5-membered to 7-membered heterocycle containing 1, 2 or 3 heteroatoms selected from the group consisting of N, O and S, which heterocycle can be substituted by one or more substituents selected from the group consisting of halogens, C₁-C₃-alkyl, C₁-C₃-alkoxy, OH, oxo and CF₃, where said heterocycle can optionally be condensed to the said phenyl or the said group Hetar; wherein all heteroaryl, phenyl, heteroaryl-containing and phenyl-containing groups, which are optionally present in the said substituents of the said phenyl or the said group Hetar, can be substituted by one or more substituents selected from the group consisting of halogens, -CN, C₁-C₃-alkyl, OH, C₁-C₃-alkoxy, and CF₃.

R⁵ is even more preferably phenyl or a group Hetar both of which are unsubstituted or carry one or more identical or different substituents selected from the group consisting of: F; Cl; Br; C₁-C₃-alkyl; C₁-C₃-alkoxymethyl; 2-amino-3,3,3-trifluoropropyl-; CF₃; C₃-C₅-alkandiyl; phenyl; heteroaryl; benzyl; heteroaryl-methyl-;

30

OH; C₁-C₃-alkoxy; phenoxy; trifluoromethoxy; 2,2,2-trifluoroethoxy; (C₁-C₄-alkyl)-
 COO; C₁-C₃-alkylmercapto; phenylmercapto; C₁-C₃-alkylsulfonyl; phenylsulfonyl;
 NH₂; C₁-C₄-alkylamino; di(C₁-C₄-alkyl)amino; (C₁-C₃-alkyl)-CONH-; (C₁-C₃-alkyl)-
 SO₂NH-; (C₁-C₃-alkyl)-CO-; phenyl-CO-; -OCH₂O-; -OCF₂O-; -CH₂CH₂O-; COO(C₁-
 5 C₄-alkyl); -CONH₂; -CONH(C₁-C₄-alkyl); -CON(di(C₁-C₄-alkyl)); -CN; -SO₂NH₂;
 -SO₂NH(C₁-C₄-alkyl); -SO₂N(di(C₁-C₄-alkyl)); pyrrolidinyl; piperidinyl; morpholinyl and
 thiomorpholinyl; wherein all heteroaryl, phenyl, heteroaryl-containing and phenyl-
 containing groups, which are optionally present in the said substituents of the said
 phenyl or the said group Hetar, can be substituted by one or more substituents
 10 selected from the group consisting of halogens, -CN, C₁-C₃-alkyl, OH, C₁-C₃-alkoxy,
 and CF₃.

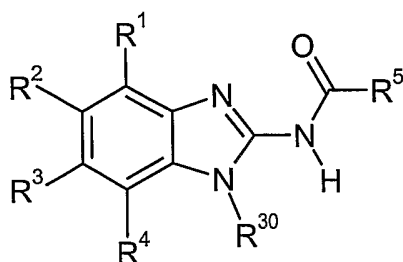
R⁵ is most preferably selected from the group consisting of 4-fluorophenyl, 4-
 chlorophenyl, 4-bromophenyl, 4-(C₁-C₃-alkoxy)-phenyl, 4-trifluoromethoxyphenyl, 2-
 15 bromo-4-fluorophenyl, 2-chloro-4-fluorophenyl, 3,4-dimethylphenyl, 2,4-
 dimethylphenyl, 4-chloro-2-methylphenyl, 2-hydroxy-4-methylphenyl, 2-hydroxy-4-
 ethoxyphenyl, 2-methoxy-4-methylphenyl, 4-phenoxyphenyl, 3-fluoro-4-methylphenyl,
 benzo[1,3]dioxol-5-yl, 2,2-difluoro-benzo[1,3]dioxol-5-yl, 2,3-dihydrobenzofuran-5-yl,
 1-(4-chlorophenyl)-5-trifluoromethyl-1H-pyrazol-4-yl, 1-(4-fluorophenyl)-3,5-dimethyl-
 20 1H-pyrazol-4-yl, 1H-benzotriazol-5-yl, 1H-indol-4-yl, 1H-indol-6-yl, 1-isopropyl-2-
 trifluoromethyl-1H-benzimidazol-5-yl, 1-methyl-3-oxo-1,2,3,4-tetrahydro-quinoxalin-6-
 yl, 1-phenyl-5-trifluoromethyl-1H-pyrazol-4-yl, 2-(2-hydroxypyridin-4-yl)-1H-
 benzimidazol-5-yl, 2-(4-cyanophenyl)-1H-benzimidazol-5-yl, 2,4-dimethyloxazol-5-yl,
 2,4-dimethylpyrimidin-5-yl, 2,4-dimethylthiazol-5-yl, 2,5-dimethyl-1H-pyrrol-3-yl, 2,5-
 25 dimethyl-1-phenyl-1H-pyrrol-3-yl, 2,5-dimethyl-1-(pyridin-4-ylmethyl)-1H-pyrrol-3-yl,
 2,5-dimethyl-2H-pyrazol-3-yl, 2,6-dichloropyridin-3-yl, 2,6-dimethoxypyridin-3-yl, 2,6-
 dimethylpyridin-3-yl, 2-amino-4,6-dimethylpyridin-3-yl, 2-amino-6-chloropyridin-3-yl,
 2-aminopyridin-3-yl, 2-chloro-6-methylpyridin-3-yl, 2-chloropyridin-4-yl, 2-cyclopropyl-
 4-methylthiazol-5-yl, 2-dimethylamino-4-methylthiazol-5-yl, 2-dimethylaminopyridin-4-
 30 yl, 2-ethyl-5-methyl-2H-pyrazol-3-yl, 2-hydroxy-6-methylpyridin-3-yl, 2-methyl-1H-
 benzimidazol-5-yl, 2-methyl-3H-benzimidazol-5-yl, 2-methylpyridin-3-yl, 2-methyl-6-
 trifluoromethylpyridin-3-yl, 2-methylthiazol-5-yl, 2-(morpholin-4-yl)-pyridin-4-yl, 2-

(morpholin-4-yl)-pyrimidin-5-yl, 2-(pyrrolidin-1-yl)-pyridin-4-yl, 3,5-dimethyl-1H-pyrazol-4-yl, 3-amino-5,6-dimethylpyrazin-2-yl, 3-amino-5-methylpyrazin-2-yl, 3-aminopyrazin-2-yl, 3-dimethylamino-4-methylphenyl, 3-dimethylaminophenyl, 3H-benzimidazol-5-yl, 1H-benzimidazol-5-yl, 3-methylsulfonylamino-2-methylphenyl, 3-methylsulfonylamino-2-methylphenyl, 3-methylisoxazol-4-yl, 3-(morpholin-4-yl)-phenyl, 3-(piperidin-1-yl)-phenyl, 3-(pyrrolidin-1-yl)-phenyl, 4-(2,2,2-trifluoroethoxy)phenyl, 4,6-dimethylpyridin-3-yl, 4-amino-2-ethylsulfanylpyrimidin-5-yl, 4-amino-2-methylpyrimidin-5-yl, 4-chloro-3-methylsulfonylamino-2-methylphenyl, 4-chloro-3-sulfamoylphenyl, 4-methyl-3-methylaminophenyl, 4-methylthiazol-5-yl, pyridin-2-yl, 5,6,7,8-tetrahydroquinolin-3-yl, 5-amino-1-phenyl-1H-pyrazol-4-yl, 5-methylsulfonyl-2-methylphenyl, 5-methyl-1-phenyl-1H-pyrazol-4-yl, 5-methylisoxazol-3-yl, 5-methylpyridin-3-yl, 5-methylpyrazin-2-yl, 6-chloropyridin-3-yl, 6-cyanopyridin-3-yl, 6-dimethylaminopyridin-3-yl, 6-ethynylpyridin-3-yl, 6-methoxymethylpyridin-3-yl, 6-methoxypyridin-3-yl, 6-methyl-2-methylaminopyridin-3-yl, 6-methylaminopyrazin-2-yl, 6-methylpyridin-3-yl, 6-(morpholin-4-yl)-pyridin-3-yl, 6-(pyrrolidin-1-yl)-pyridin-3-yl, imidazo[1,2-a]pyridin-2-yl, 6-trifluoromethylpyridin-3-yl, pyrimidin-4-yl, 4-methylsulfanylphenyl, 4-ethylsulfanylphenyl, 3-methoxycarbonylphenyl, 4-methoxycarbonylphenyl, 3-ethoxycarbonylphenyl, 4-ethoxycarbonylphenyl, 2-bromo-4-chlorophenyl, 2,3-dichlorophenyl, 3-chloro-4-(isopropylsulfonyl)thiophen-2-yl, 4-bromo-2-chlorophenyl, 4-methoxyphenyl, 4-ethoxyphenyl, 3-methoxyphenyl, 3-ethoxyphenyl, 2-methyl-thiophen-3-yl, 3-chloro-4-methyl-thiophen-2-yl, 5-bromo-thiophen-2-yl, 5-chloro-thiophen-2-yl, 5-methyl-thiophen-2-yl, 4-methyl-thiophen-2-yl, 3-methyl-thiophen-2-yl, 5-acetyl-thiophen-2-yl, pyridin-3-yl, pyridin-4-yl, 4-trifluoromethylphenyl, 4-ethylaminophenyl, 4-methylaminophenyl, 2-aminophenyl, 4-bromo-2-fluorophenyl, 2-chlorophenyl, 3-chloro-4-methylphenyl, 4-chloro-3-methylphenyl, 2-chloro-3-methylphenyl, 2-methylphenyl, 2-acetoxy-4-methylphenyl, 2-acetoxy-4-ethoxyphenyl, 2-acetoxy-4-methoxyphenyl, 4-trifluoromethylsulfanylphenyl, naphthalen-2-yl, 1,1-dimethylindan-4-yl, 3-isobutyrylamino-2-methylphenyl, 3-(2,2-dimethylpropionylamino)phenyl, 2-bromophenyl, 2-fluorophenyl, 3-bromo-5-methylthiophen-2-yl, 3-chloro-6-fluorobenzo[b]thiophen-2-yl and 3,4-dichlorobenzo[b]thiophen-2-yl.

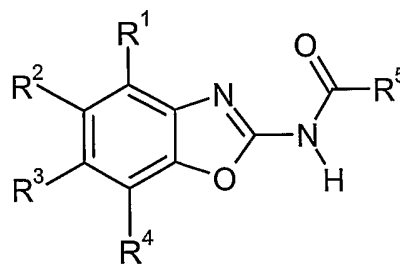
R^{30} is preferably selected from the group consisting of: H; unsubstituted and at least monosubstituted C_1 - C_6 -alkyl the substituents of which are selected from the group consisting of F, OH, C_1 - C_8 -alkoxy and unsubstituted and at least monosubstituted phenyl and heteroaryl where the substituents of the phenyl and monocyclic heteroaryl groups are selected from the group consisting of halogens, C_1 - C_3 -alkyl, C_1 - C_3 -alkoxy and CF_3 ; and unsubstituted and at least monosubstituted phenyl the substituents of which are selected from the group consisting of halogens, C_1 - C_3 -alkyl, C_1 - C_3 -alkoxy and CF_3 . More preferably R^{30} is selected from the group consisting of H and unsubstituted C_1 - C_4 -alkyl, even more preferably from the group consisting of H and methyl. Most preferably R^{30} is methyl.

In a preferred embodiment of the invention X is NR^{30} , S or $CH=CH$, in a more preferred embodiment X is NR^{30} or S, in an even more preferred embodiment X is NR^{30} , where in all these embodiments R^{30} preferably is hydrogen or methyl and more preferably is methyl. In another preferred embodiment of the invention X is NR^{30} , O or S, preferably NR^{30} or S, more preferably NR^{30} , the heteroaromatic ring comprising the group X thus being a 5-membered ring and the encompassed compounds being 2-acylaminoimidazole derivatives of the formula Ia, 2-acylaminooxazole derivatives of the formula Ib or 2-acylaminothiazole derivatives of the formula Ic, respectively. In a further preferred embodiment of the invention X is $CH=CH$, $N=CH$ or $CH=N$, preferably $CH=CH$, the heteroaromatic ring comprising the group X thus being a 6-membered ring and the encompassed compounds being 2-acylaminoquinoline derivatives of the formula Id, 2-acylaminoquinoxalines derivatives of the formula Ie or 2-acylaminoquinazoline derivatives of the formula If, respectively.

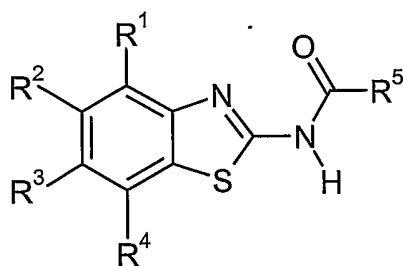
25



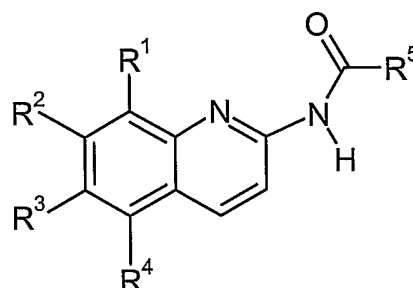
Ia



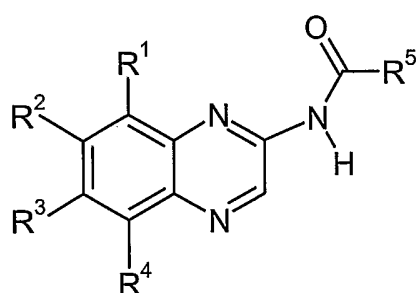
Ib



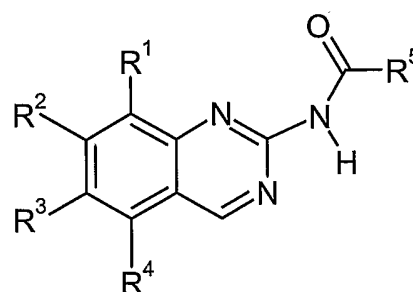
1c



1d



1e



1f

5

In the compounds of formula 1a to 1f the groups R^1 , R^2 , R^3 , R^4 and R^5 can have any of the general or preferred or more preferred etc. meanings or of the specific meanings mentioned above or below. For example, in the compounds of the formula 1a the group R^{30} can have the general meaning of R^3 or a preferred meaning including
 10 hydrogen and methyl.

Heteroaryl is preferably a residue of 5-membered to 10-membered, aromatic, monocyclic or bicyclic heterocycle containing 1, 2 or 3 heteroatoms selected from the group consisting of N, O and S. More preferably heteroaryl is selected from the group
 15 consisting of furyl, pyrrolyl, thienyl, thiazolyl, isothiazolyl, oxazolyl, isoxazolyl, pyrazolyl, imidazolyl, pyridazinyl, pyrazinyl, pyridinyl, pyrimidinyl, benzimidazolyl, benzothiazolyl, benzoxazolyl, quinolinyl, isoquinolinyl, quinoxalinyl, quinazolinyl, indolyl, benzofuranyl, benzodioxolyl, benzothiophenyl and indazolyl.

The group Hetar is preferably a residue of a 5-membered to 10-membered, aromatic, mono- or bicyclic heterocycle containing 1, 2 or 3 heteroatoms selected from the group consisting of N, O and S. More preferably the group Hetar is selected from the group consisting of furyl, pyrrolyl, thienyl, thiazolyl, isothiazolyl, oxazolyl, isoxazolyl, pyrazolyl, imidazolyl, pyridazinyl, pyrazinyl, pyridinyl, pyrimidinyl, benzimidazolyl, benzothiazolyl, benzoxazolyl, quinolinyl, isoquinolinyl, quinoxalinyl, quinazolinyl, indolyl, benzofuranyl, benzodioxolyl, benzothiophenyl and indazolyl.

Aryl is preferably phenyl.

10

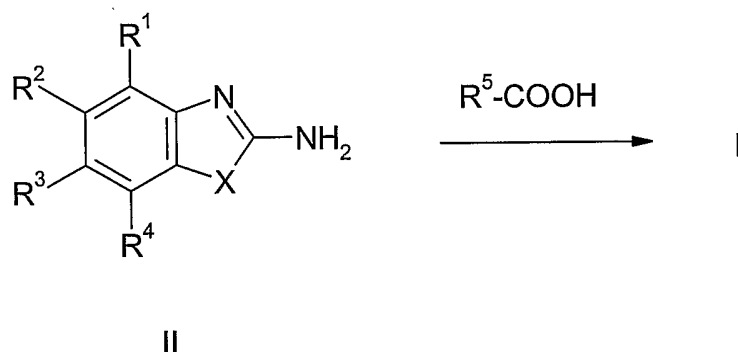
m is preferably 0 or 2.

Preferred compounds of the formula I are those compounds in which one or some or all of the structural moieties and groups contained therein have preferred meanings, more preferred meanings, even more preferred meanings or most preferred meanings defined above, all combinations of such preferred meanings etc. and/or of specific meanings of a group being a subject of the present invention. With respect to all preferred compounds of the formula I the present invention also includes all stereoisomeric forms and mixtures thereof in all ratios, and their pharmaceutically acceptable salts.

20

A compound of the formula I or a salt thereof can be prepared, for example, by a process which comprises the acylation of a heteroaromatic amine of the formula II with a carboxylic acid of the formula R^5 -COOH or a derivative thereof, which process also is a subject of the present invention.

25



Suitable derivatives of the carboxylic acids of the formula R⁵-COOH are, for example, carboxylic acid chlorides, esters including C₁-C₄-alkyl esters, such as methyl esters
5 or ethyl esters, optionally substituted aryl esters, such as phenyl esters or nitrophenyl esters, or activated esters, or anhydrides or mixed anhydrides. In the compounds of the formula II and the carboxylic acids of the formula R⁵-COOH and their derivatives the groups X, R¹, R², R³, R⁴ and R⁵ have the meanings indicated above with respect to the compounds of the formula I, or else functional groups can be present in
10 protected form or in the form of a precursor. For example, when a compound of the formula I is to be prepared which contains a carboxylic acid group or an amino group, it may be appropriate that in the acylation reaction these groups are present in protected form, for example as an ester such as a tert-butyl ester or benzyl ester instead of the free carboxylic acid group, or as an acylated amino group such as a
15 tert-butoxycarbonylamino group or benzyloxycarbonylamino group instead of the free amino group, and only subsequent to the acylation the desired final groups are liberated by deprotection. Suitable protective group strategies which may be used in the synthesis of the compounds of formula I are known to the person skilled in the art. An example of a precursor group of a functional group is the nitro group which
20 can be converted into an amino group by reduction, for example by catalytic hydrogenation, after the acylation reaction.

The acylation reactions can be carried out under standard conditions known to the person skilled in the art. In many cases the reaction is favorably performed in an inert
25 solvent or diluent, for example a hydrocarbon or a chlorinated hydrocarbon, such as

toluene, 1,2-dichloroethane or methylene chloride, an ether, such as tetrahydrofuran, dioxane or 1,2-dimethoxyethane, an alcohol such as methanol, ethanol or isopropanol, an amide such as N,N-dimethylformamide or N-methylpyrrolidone, acetonitrile, water, or a else a mixture of two or more solvents or diluents. Depending
5 on the individual case, it may be advantageous to perform the reaction in the presence of a base, for example an inorganic base such as sodium hydroxide, sodium carbonate or sodium hydrogencarbonate, or an organic base such as triethylamine, ethyldiisopropylamine, N-ethylmorpholine or pyridine, and/or in the presence of an acylation catalyst such as 4-dimethylaminopyridine.

10

If a carboxylic acid of the formula R^5 -COOH is to be used in the acylation of a compound of the formula II, it is often advantageous to activate the acid or a salt thereof with a condensation agent or coupling agent, for example an agent like those commonly used in peptide chemistry for the formation of amide bonds. Examples of
15 suitable coupling agents are carbodiimides such as dicyclohexylcarbodiimide or diisopropylcarbodiimide, TOTU, i.e. O-((cyano(ethoxycarbonyl)methylene)amino)-N,N,N',N'-tetramethyluronium tetrafluoroborate, HATU, i. e. O-(7-azabenzotriazol-1-yl)-1,1,3,3-tetramethyluronium hexafluorophosphate, chloroformic acid esters like ethyl chloroformate or isobutyl chloroformate, tosyl chloride, propylphosphonic acid
20 anhydride or carbonyldiimidazole. Depending on the individual case, the suitable reaction temperature may lie within a wide range. For example, when employing into the acylation reaction a carboxylic acid in the presence of a coupling agent or a carboxylic acid chloride, the reaction can often be carried out at room temperature.

25 Subsequent to the acylation reaction, besides the above-mentioned deprotection of protected groups or the conversion of a precursor group into the desired final group, optionally further functionalizations or modifications of the obtained compounds can be carried out and suitable functional groups can, for example, be esterified, amidated, transesterified, hydrolyzed, alkylated, sulfonylated, acylated, reduced,
30 oxidized, converted into a salt, or subjected to other reactions.

The starting compounds for the preparation of the compounds of the formula I are commercially available or can be prepared according to or analogously to literature procedures. All reactions for the synthesis of the compounds of the formula I are per-
se well-known to the skilled person and can be carried out under standard conditions
5 according to or analogously to procedures described in the literature, for example in Houben-Weyl, Methoden der Organischen Chemie (Methods of Organic Chemistry), Thieme-Verlag, Stuttgart, or Organic Reactions, John Wiley & Sons, New York. As mentioned above, depending on the circumstances of the individual case, in order to avoid side reactions during the synthesis of a compound of the formula I, in any
10 reaction step it can be necessary or advantageous to temporarily block functional groups by introducing protective groups and to deprotect them in a later stage of the synthesis, or introduce functional groups in the form of precursor groups which in a later reaction step are converted into the desired functional groups. Such synthesis strategies and protective groups and precursor groups which are suitable in an
15 individual case are known to the skilled person. If desired, the compounds of the formula I can be purified by customary purification procedures, for example by recrystallization or chromatography.

The compounds of the formula I are useful pharmaceutically active compounds which
20 upregulate the expression of endothelial NO synthase and can be employed as medicaments for the treatment of various diseases. In the context of the present invention, treatment is understood as comprising both therapy, including alleviation and cure, of disease symptoms and prevention or prophylaxis of disease symptoms, such as, for example, the prevention of the appearance of asthmatic disease
25 symptoms or the prevention of myocardial infarction or of myocardial reinfarction in relevant patients. The diseases or disease symptoms can be acute or chronic. Diseases which can be treated with the compounds of the formula I include, for example, cardiovascular diseases like stable and unstable angina pectoris, coronary heart disease, Prinzmetal angina (spasm), acute coronary syndrome, heart failure,
30 myocardial infarction, stroke, thrombosis, peripheral artery occlusive disease (PAOD), endothelial dysfunction, atherosclerosis, restenosis, endothel damage after PTCA, hypertension including essential hypertension, pulmonary hypertension and

secondary hypertension (renovascular hypertension, chronic glomerulonephritis),
erectile dysfunction and ventricular arrhythmia. Further, the compounds of the
formula I lower the cardiovascular risk of postmenopausal women and of women
taking contraceptives. Compounds of the formula I can additionally be used in the
5 treatment, i. e. the therapy and prevention, of diabetes and diabetes complications
(nephropathy, retinopathy), angiogenesis, asthma bronchiale, chronic renal failure,
cirrhosis of the liver, osteoporosis, restricted memory performance or a restricted
ability to learn. Preferred indications are stable angina pectoris, coronary heart
disease, hypertension, endothelial dysfunction, atherosclerosis and diabetes
10 complications.

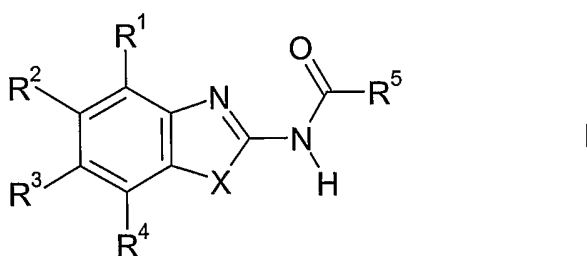
The compounds of the formula I can be used in combination with other
pharmaceutically active compounds, preferably with compounds which are able to
enhance the effect of the compounds of the formula I. Examples of such other
15 compounds include statins; ACE inhibitors; AT1 antagonists; argininase inhibitors;
PDE V inhibitors; calcium antagonists; alpha blockers; beta blockers; thiamazole
(methimazole) and analogous compounds; arginine; tetrahydrobiopterin; vitamins, in
particular vitamin C and vitamin B6; niacine.

20 The compounds of the formula I and their pharmaceutically acceptable salts,
optionally in combination with other pharmaceutically active compounds, can be
administered to animals, preferably to mammals, and in particular to humans, as
pharmaceuticals by themselves, in mixtures with one another or in the form of
pharmaceutical preparations. Further subjects of the present invention therefore also
25 are the compounds of the formula I and their pharmaceutically acceptable salts for
use as pharmaceuticals, their use as transcription stimulating agents or upregulating
agents of endothelial NO synthase, for example in conditions in which an increased
expression of said enzyme or an increased NO level or the normalization of a
decreased NO level in a patient is desired, and in particular their use in the
30 treatment, i. e. the therapy and prevention, of the above-mentioned syndromes, as
well as their use for preparing medicaments for these purposes. Furthermore, a
subject of the present invention are pharmaceutical preparations (or pharmaceutical

compositions) which comprise an effective dose of at least one compound of the formula I and/or a pharmaceutically acceptable salt thereof and a pharmaceutically acceptable carrier, i.e. one or more pharmaceutically acceptable carrier substances or vehicles and/or additives or excipients.

5

Besides the novel compounds of the formula I which are a subject of the present invention as compounds per se, also those compounds comprised by the above definition of the compounds of the formula I which have already been known, upregulate the expression of endothelial NO synthase and are useful medicaments for the treatment of the diseases mentioned above. A subject of the present invention also are those compounds of the formula I which were already known per se, and are not claimed as compounds per se, and their pharmaceutically acceptable salts, for use as transcription stimulating agent or upregulating agent of endothelial NO synthase, for use in the treatment of the diseases mentioned above and in the production of medicaments therefore, and, provided that their use as pharmaceuticals has not yet been known, their use as pharmaceutical, as well as pharmaceutical preparations which comprise an effective dose of at least one of these compounds and/or a pharmaceutically acceptable salt thereof and a pharmaceutically acceptable carrier. Thus, for example, a subject of the present invention are acylamino-substituted heteroaromatic compounds of the formula I,



in any of their stereoisomeric forms and mixtures thereof in any ratio, and the pharmaceutically acceptable salts thereof, wherein in the formula I:

25

R^1 and R^4 are independently from each other selected from the group consisting of: H; unsubstituted and at least monosubstituted C_1 - C_{10} -alkyl, C_2 - C_{10} -alkenyl and C_2 -

- C_{10} -alkynyl, the substituents of which are selected from the group consisting of F, OH, C_1 - C_8 -alkoxy, C_1 - C_8 -alkylmercapto, -CN, COOR⁶, CONR⁷R⁸, and unsubstituted and at least monosubstituted phenyl and heteroaryl where the substituents of the phenyl and heteroaryl groups are selected from the group consisting of halogens,
- 5 -CN, C_1 - C_3 -alkyl, C_1 - C_3 -alkoxy and CF₃; unsubstituted and at least monosubstituted phenyl and heteroaryl the substituents of which are selected from the group consisting of halogens, -CN, C_1 - C_3 -alkyl, C_1 - C_3 -alkoxy and CF₃; COR⁹; CONR¹⁰R¹¹; COOR¹²; CF₃; halogens; -CN; NR¹³R¹⁴; OR¹⁵; S(O)_mR¹⁶; SO₂NR¹⁷R¹⁸; and NO₂;
- 10 R² and R³ are independently from each other selected from the group consisting of: H; halogens; -CN; unsubstituted and at least monosubstituted C_1 - C_{10} -alkyl the substituents of which are selected from the group consisting of OH, phenyl, and heteroaryl; OH; C_1 - C_{10} -alkoxy; phenoxy; S(O)_mR¹⁹; CF₃; -CN; NO₂; C_1 - C_{10} -alkylamino; di(C_1 - C_{10} -alkyl)amino; (C_1 - C_6 -alkyl)-CONH-; unsubstituted and at least
- 15 monosubstituted phenyl-CONH- and phenyl-SO₂-O- the substituents of which are selected from the group consisting of halogens, -CN, methyl and methoxy; C_1 - C_6 -alkyl-SO₂-O-; unsubstituted and at least monosubstituted (C_1 - C_6 -alkyl)-CO- the substituents of which are selected from the group consisting of F, di(C_1 - C_3 -alkyl)amino, pyrrolidinyl and piperidinyl; and phenyl-CO- the phenyl part of which is
- 20 unsubstituted or at least monosubstituted by substituents selected from the group consisting of C_1 - C_3 -alkyl, halogens and methoxy;
- R⁵ is a group Ar or a group Heter both of which are unsubstituted or carry one or more identical or different substituents selected from the group consisting of:
- 25 halogens; -CN; NH₂; unsubstituted and at least monosubstituted C_1 - C_{10} -alkyl, C_2 - C_{10} -alkenyl, C_2 - C_{10} -alkynyl, C_1 - C_{10} -alkoxy, C_1 - C_{10} -alkylamino and di(C_1 - C_{10} -alkyl)amino, the substituents of which are selected from the group consisting of F, OH, C_1 - C_8 -alkoxy, aryloxy, C_1 - C_8 -alkylmercapto, NH₂, C_1 - C_8 -alkylamino and di(C_1 - C_8 -alkyl)amino; C_3 - C_5 -alkandiyl; phenyl; heteroaryl; aryl-substituted or heteroaryl-
- 30 substituted C_1 - C_4 -alkyl; CF₃; NO₂; OH; phenoxy; benzyloxy; (C_1 - C_{10} -alkyl)-COO-; S(O)_mR²⁰; SH; phenylamino; benzylamino; (C_1 - C_{10} -alkyl)-CONH-; (C_1 - C_{10} -alkyl)-CO-N(C_1 - C_4 -alkyl)-; phenyl-CONH-; phenyl-CO-N(C_1 - C_4 -alkyl)-; heteroaryl-CONH-;

heteroaryl-CO-N(C₁-C₄-alkyl)-; (C₁-C₁₀-alkyl)-CO-; phenyl-CO-; heteroaryl-CO-; CF₃-CO-; -OCH₂O-; -OCF₂O-; -OCH₂CH₂O-; -CH₂CH₂O-; COOR²¹; CONR²²R²³; C(NH)-NH₂; SO₂NR²⁴R²⁵; R²⁶SO₂NH-; R²⁷SO₂N(C₁-C₆-alkyl)-; and a residue of a saturated or at least monounsaturated aliphatic, monocyclic 5-membered to 7-membered heterocycle containing 1, 2 or 3 heteroatoms selected from the group consisting of N, O and S, which heterocycle can be substituted by one or more substituents selected from the group consisting of halogens, C₁-C₃-alkyl, C₁-C₃-alkoxy, OH, oxo and CF₃, where said heterocycle can optionally be condensed to the said group Ar or the said group Hetar; wherein all aryl, heteroaryl, phenyl, aryl-containing, heteroaryl-containing and phenyl-containing groups, which are optionally present in the said substituents of the said group Ar or the said group Hetar, can be substituted by one or more substituents selected from the group consisting of halogens, -CN, C₁-C₃-alkyl, OH, C₁-C₃-alkoxy, and CF₃;

15 R⁶ is selected from the group consisting of:
H; C₁-C₁₀-alkyl which can be substituted by one or more substituents selected from the group consisting of F, C₁-C₈-alkoxy and di(C₁-C₈-alkyl)amino; aryl-(C₁-C₄-alkyl)- and heteroaryl-(C₁-C₄-alkyl)- both of which can be substituted by one or more substituents selected from the group consisting of halogens, C₁-C₄-alkyl, C₁-C₄-alkoxy and di(C₁-C₆-alkyl)amino;

R⁷ is selected from the group consisting of:
H; C₁-C₁₀-alkyl which can be substituted by one or more substituents selected from the group consisting of F, C₁-C₈-alkoxy, di(C₁-C₈-alkyl)amino and phenyl; phenyl; indanyl; and heteroaryl; wherein each of the aromatic groups can be unsubstituted or carry one or more substituents selected from the group consisting of halogens, -CN, C₁-C₃-alkyl, C₁-C₃-alkoxy and CF₃;

R⁸ is H or C₁-C₁₀-alkyl;

30

R⁹ is selected from the group consisting of:

- C₁-C₁₀-alkyl which can be substituted by one or more substituents from the group consisting of F, C₁-C₄-alkoxy and di(C₁-C₃-alkyl)amino; and unsubstituted and at least monosubstituted phenyl and heteroaryl the substituents of which are selected from the group consisting of C₁-C₃-alkyl, C₁-C₃-alkoxy, halogens, -CN and CF₃;

5

R¹⁰, independently from R⁷, is defined as R⁷;

R¹¹, independently from R⁸, is defined as R⁸;

10

R¹², independently from R⁶, is defined as R⁶;

R¹³ is selected from the group consisting of:

H; C₁-C₆-alkyl; unsubstituted and substituted phenyl, benzyl, heteroaryl, (C₁-C₆-alkyl)-CO-, phenyl-CO-, and heteroaryl-CO-, the substituents of which are selected from

15

the group consisting of halogens, -CN, C₁-C₃-alkyl, C₁-C₃-alkoxy and CF₃, wherein one or more of these substituents can be present;

R¹⁴, independently from R¹³, is defined as R¹³;

20

R¹⁵ is selected from the group consisting of:

H; C₁-C₁₀-alkyl; (C₁-C₃-alkoxy)-C₁-C₃-alkyl- and substituted and unsubstituted benzyl, phenyl and heteroaryl, the substituents of which are selected from the group consisting of halogens, -CN, C₁-C₃-alkyl, C₁-C₃-alkoxy and CF₃, wherein one or more of these substituents can be present;

25

R¹⁶ is selected from the group consisting of:

C₁-C₁₀-alkyl which can be substituted by one or more substituents selected from the group consisting of F, OH, C₁-C₈-alkoxy, aryloxy, C₁-C₈-alkylmercapto, C₁-C₈-alkylamino and di(C₁-C₈-alkyl)amino; CF₃; and substituted and unsubstituted phenyl

30

and heteroaryl, the substituents of which are selected from the group consisting of halogens, -CN, C₁-C₃-alkyl, C₁-C₃-alkoxy and CF₃, wherein one or more of these substituents can be present;

R¹⁷, independently from R⁷, is defined as R⁷;

R¹⁸, independently from R⁸, is defined as R⁸;

5

R¹⁹, independently from R¹⁶, is defined as R¹⁶;

R²⁰, independently from R¹⁶, is defined as R¹⁶;

10 R²¹, independently from R⁶, is defined as R⁶;

R²², independently from R⁷, is defined as R⁷;

R²³, independently from R⁸, is defined as R⁸;

15

R²⁴, independently from R⁷, is defined as R⁷;

R²⁵, independently from R⁸, is defined as R⁸;

20 R²⁶, independently from R¹⁶, is defined as R¹⁶;

R²⁷, independently from R¹⁶, is defined as R¹⁶;

R³⁰ is selected from the group consisting of: H; unsubstituted and at least
25 monosubstituted C₁-C₁₀-alkyl, C₂-C₁₀-alkenyl and C₂-C₁₀-alkynyl, the substituents of
which are selected from the group consisting of F, OH, C₁-C₈-alkoxy, C₁-C₈-
alkylmercapto, -CN, COOR³¹, CONR³²R³³, NR³⁴R³⁵, (C₁-C₈-alkyl)-CONH-, (C₁-C₈-
alkoxy)-CONH-, benzyloxy-CONH- and unsubstituted and at least monosubstituted
phenyl and heteroaryl where the substituents of the phenyl and heteroaryl groups are
30 selected from the group consisting of halogens, -CN, C₁-C₃-alkyl, C₁-C₃-alkoxy and
CF₃; and unsubstituted and at least monosubstituted phenyl and heteroaryl the

substituents of which are selected from the group consisting of halogens, -CN, C₁-C₃-alkyl, C₁-C₃-alkoxy and CF₃;

R³¹, independently from R⁶, is defined as R⁶;

5

R³², independently from R⁷, is defined as R⁶;

R³³, independently from R⁸, is defined as R⁶;

10 R³⁴, independently from R⁶, is defined as R⁶;

R³⁵, independently from R⁶, is defined as R⁶;

X is selected from the group consisting of NR³⁰, S, O, CH=CH, N=CH and CH=N;

15

heteroaryl is a residue of a 5-membered to 10-membered, aromatic, monocyclic or bicyclic heterocycle containing one or more heteroatoms selected from the group consisting of N, O and S;

20 the group Hetar is a residue of a 5-membered to 10-membered, aromatic, monocyclic or bicyclic heterocycle containing one or more heteroatoms selected from the group consisting of N, O and S;

aryl is phenyl, naphth-1-yl or naphth-2-yl;

25

the group Ar is phenyl, naphth-1-yl or naphth-2-yl;

m is 0, 1 or 2;

30 for use as stimulating agent of the expression of endothelial NO synthase, or for use in the treatment of cardiovascular diseases, stable or unstable angina pectoris, coronary heart disease, Prinzmetal angina, acute coronary syndrome, heart failure,

myocardial infarction, stroke, thrombosis, peripheral artery occlusive disease, endothelial dysfunction, atherosclerosis, restenosis, endothel damage after PTCA, hypertension, essential hypertension, pulmonary hypertension, secondary hypertension, renovascular hypertension, chronic glomerulonephritis, erectile dysfunction, ventricular arrhythmia, diabetes, diabetes complications, nephropathy, retinopathy, angiogenesis, asthma bronchiale, chronic renal failure, cirrhosis of the liver, osteoporosis, restricted memory performance or a restricted ability to learn, or for the lowering of cardiovascular risk of postmenopausal women or of women taking contraceptives, and, provided that their use as pharmaceuticals has not yet been known, their use as pharmaceutical as well as pharmaceutical preparations which comprise an effective dose of at least one compound of the formula I and/or a pharmaceutically acceptable salt thereof and a pharmaceutically acceptable carrier. With respect to compounds of the formula I for use as stimulating agent of the expression of endothelial NO synthase or for use as pharmaceutical or for use in the treatment of the beforementioned diseases all explanations given above with respect to the compounds of the formula I per se likewise apply. Thus, a further subject of the invention also are compounds of the formula I for use as stimulating agent of the expression of endothelial NO synthase or for use as pharmaceutical or for use in the treatment of the beforementioned diseases, in which one or more, including all, of the groups and numbers in the definition of the compounds have preferred meanings, more preferred meanings, even more preferred meanings or most preferred meanings or any specific meaning.

The pharmaceuticals according to the invention can be administered orally, for example in the form of pills, tablets, lacquered tablets, sugar-coated tablets, granules, hard and soft gelatin capsules, aqueous, alcoholic or oily solutions, syrups, emulsions or suspensions, or rectally, for example in the form of suppositories. Administration can also be carried out parenterally, for example subcutaneously, intramuscularly or intravenously, in the form of solutions for injection or infusion. Other suitable administration forms are, for example, percutaneous or topical administration, for example in the form of ointments, tinctures, sprays or transdermal therapeutic systems, or the inhalative administration in the form of nasal sprays or

aerosol mixtures, or, for example, microcapsules, implants or rods. The preferred administration form depends, among others, on the disease to be treated and on its severity.

- 5 The amount of a compound of the formula I and/or its pharmaceutically acceptable salts in the pharmaceutical preparations normally ranges from about 0.2 to about 800 mg, preferably from about 0.5 to about 500 mg, in particular from about 1 to about 200 mg, per dose, but depending on the type of the pharmaceutical preparation it may also be higher. The pharmaceutical preparations usually comprise from about
- 10 0.5 to about 90 % by weight of the compounds of the formula I and/or their pharmaceutically acceptable salts. The production of the pharmaceutical preparations can be carried out in a manner known per se. To this end, one or more compounds of the formula I and/or their pharmaceutically acceptable salts, together with one or more solid or liquid pharmaceutical carrier substances and/or additives
- 15 (or auxiliary substances) and, if desired, in combination with other pharmaceutically active compounds having therapeutic or prophylactic action, are brought into a suitable administration form or dosage form which can then be used as a pharmaceutical in human or veterinary medicine.
- 20 For the production of pills, tablets, sugar-coated tablets and hard gelatin capsules it is possible to use, for example, lactose, starch, for example maize starch, or starch derivatives, talc, stearic acid or its salts, etc. Soft gelatin capsules and suppositories can comprise, for example, fats, waxes, semisolid and liquid polyols, natural or hardened oils, etc. Suitable carrier substances for the preparation of solutions, for
- 25 example of solutions for injection, or of emulsions or syrups are, for example, water, physiologically sodium chloride solution, alcohols such as ethanol, glycerol, polyols, sucrose, invert sugar, glucose, mannitol, vegetable oils, etc. It is also possible to lyophilize the compounds of the formula I and their pharmaceutically acceptable salts and to use the resulting lyophilisates, for example, for preparing preparations for
- 30 injection or infusion. Suitable carriers for microcapsules, implants or rods are, for example, copolymers of glycolic acid and lactic acid.

Besides the compound or compounds of the invention and carrier substances, the pharmaceutical preparations can also contain additives such as, for example, fillers, disintegrants, binders, lubricants, wetting agents, stabilizers, emulsifiers, dispersants, preservatives, sweeteners, colorants, flavorings, aromatizers, thickeners, diluents, 5 buffer substances, solvents, solubilizers, agents for achieving a depot effect, salts for altering the osmotic pressure, coating agents or antioxidants.

The dosage of the compound of the formula I to be administered and/or of a pharmaceutically acceptable salt thereof depends on the individual case and is, as is 10 customary, to be adapted to the individual circumstances to achieve an optimum effect. Thus, it depends on the nature and the severity of the disorder to be treated, and also on the sex, age, weight and individual responsiveness of the human or animal to be treated, on the efficacy and duration of action of the compounds used, on whether the use is for the therapy of a acute or chronic disease or prophylactic, or 15 on whether other active compounds are administered in addition to compounds of the formula I. In general, a daily dose of from about 0.01 to about 100 mg/kg, preferably from about 0.1 to about 10 mg/kg, in particular from about 0.3 to about 5 mg/kg (in each case mg per kg of bodyweight) is appropriate for administration to an adult weighing approximately 75 kg in order to obtain the desired results. The daily dose 20 can be administered in a single dose or, in particular when larger amounts are administered, be divided into several, for example two, three or four individual doses. In some cases, depending on the individual response, it may be necessary to deviate upwards or downwards from the given daily dose.

25 The compounds of the formula I can also be used for other purposes than those indicated in the foregoing. Non-limiting examples include diagnostic purposes, such as the use in the examination of cell or tissue samples, the use as biochemical tools and the use as intermediates for the preparation of further compounds, e.g. pharmaceutically active compounds.

30

Examples

* General procedure for acylations

66 mg (0.543 mmol) of 4-dimethylaminopyridine, 84 mg (0.543 mmol) of N-(3-dimethylaminopropyl)-N'-ethyl-carbodiimide and 73 mg (0.543 mmol) of 1-hydroxybenzotriazole were added at 0°C to 0.543 mmol of the respective carboxylic acid dissolved in 2 ml of dry dimethylformamide, and the mixture was stirred for 20 min. 0.543 mmol of the respective heteroaromatic amino compound were then added and the mixture was stirred for 12 h at room temperature. The product isolated by aqueous work-up was purified by preparative HPLC (RP-18; acetonitrile/water + 0.1 % trifluoroacetic acid or formic acid).

In the following listings of example compounds, besides the mass number of the (M+H)⁺ peak in the mass spectra (MS) obtained from the prepared compound, chromatographic parameters of the prepared compound are given, namely R_f values in the case of characterization by thin layer chromatography (TLC) and retention times (RT; in minutes) in the case of characterization by HPLC. The following chromatographic methods were applied.

Method A (HPLC)

20 Column: Merck Lichrocart 55-2, Purospher Star, RP 18 e; temperature: 40 °C; flow: 0.750 ml/min; solvent A: acetonitrile/water 90/10 + 0.5 % formic acid; solvent B: acetonitrile/water 10/90 + 0.5 % formic acid; gradient: time 0.00 min: 5 % solvent A + 95 % solvent B, time 0.50 min: 5 % solvent A + 95 % solvent B, time 1.75 min: 95 % solvent A + 5 % solvent B, time 4.25 min: 95 % solvent A + 5 % solvent B, time 4.50 min: 5 % solvent A + 95 % solvent B, time 5.00 min: 5 % solvent A + 95 % solvent B.

Method B (HPLC)

30 Column: YMC J'Sphere ODS H80, 33 x 2 mm, 4 μ; temperature: 30 °C; flow: 1.000 ml/min; solvent A: acetonitrile + 0.05 % formic acid; solvent B: water + 0.05 % formic acid; gradient: time 0.00 min: 10 % solvent A + 90 % solvent B, time 2.50 min: 95 % solvent A + 5 % solvent B, time 3.30 min: 95 % solvent A + 5 % solvent B, time 3.35 min: 10 % solvent A + 90 % solvent B.

Method C (HPLC)

Column: Merck Purospher Star, 55 x 2 mm, 3 μ ; temperature: room temperature;

flow: 0.45 ml/min; solvent A: acetonitrile + 0.1 % formic acid; solvent B: water + 0.1 %
5 formic acid; gradient: time 0.00 min: 5 % solvent A + 95 % solvent B, time 5.00 min:
95 % solvent A + 5 % solvent B, time 7.00 min: 95 % solvent A + 5 % solvent B, time
8.00 min: 5 % solvent A + 95 % solvent B.

Method D (HPLC)

10 Column: Merck Lichrocart 55-2, Purospher Star, RP 18 e; temperature: 40 °C; flow:
1.000 ml/min; solvent A: acetonitrile/water 90/10 + 0.5 % formic acid; solvent B:
acetonitrile/water 10/90 + 0.5 % formic acid; gradient: time 0.00 min: 5 % solvent A +
95 % solvent B, time 0.75 min: 95 % solvent A + 5 % solvent B, time 3.00 min: 95 %
solvent A + 5 % solvent B, time 3.20 min: 5 % solvent A + 95 % solvent B, time 4.00
15 min: 5 % solvent A + 95 % solvent B.

Method E (TLC)

Silica gel; dichloromethane/methanol 98/2.

20 Method F (TLC)

Silica gel; heptane/ethyl acetate 3/1.

Method G (TLC)

Silica gel; ethyl acetate/heptane 2/1.

25

Example compounds of the formula I_g are listed in Table 1.

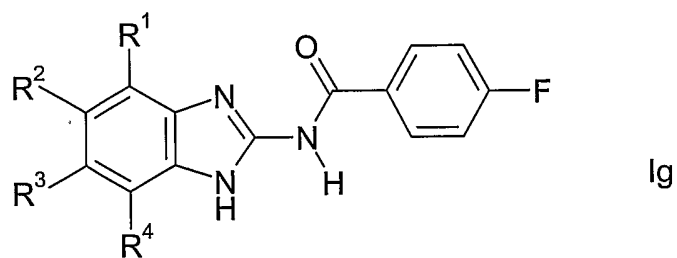


Table 1. Example compounds of formula Ig

Ex. no.	R ¹	R ²	R ³	R ⁴	MS (M+H) ⁺	HPLC/ TLC	Method
1	H	H	H	H	256	0.16	E
2	H	nC ₃ H ₇ SO ₂	H	H	362	2.74	A
3	H	Cl	Cl	H	324	0.75	E
4	H	H	Cl	H	290	0.17	E
5	CH ₃	H	H	H	270	0.33	F
6	H	CH ₃	CH ₃	H	284		
7	H	H	C ₆ H ₅ -S	H	364		
8	H	H	C ₆ H ₅ -O	H	348		
9	O ₂ N	H	H	H	301	3.041	A
10	H	O ₂ N	H	H	301	2.969	A
11	H	HOOC	H	H	300		
12	H	C ₆ H ₅ -CO	H	H	360	3.031	A
13	H	CH ₃	H	H	270	2.749	A
14	Br	H	Br	H	412		
15	H	CH ₃ OOC	H	H	324	2.912	A
16	Cl	H	CF ₃	H	358	3.225	A

Ex. no.	R ¹	R ²	R ³	R ⁴	MS (M+H) ⁺	HPLC/TLC	Method
17	H	F	H	H	274	2.885	A
18	H	H	CF ₃	H	324	3.115	A
19	Br	H	CF ₃	H	402	3.235	A
20	H	F	Cl	H	308	3.057	A
21	H	CH ₃ O	H	H	286	2.692	A
22	CH ₃	CH ₃	H	H	284	2.931	A
23	H	(CH ₃) ₃ C	H	H	312	3.035	A
24	CH ₃	CH ₃	Br	H	362	3.231	A
25	H	F	F	H	292	2.957	A
26	H	CF ₃	Cl	H	358	3.166	A
27	H	C ₂ H ₅ OOC	H	H	328	2.959	A
28	H	CH ₃ O	CH ₃ O	H	316	2.602	A
29	H	CH ₃	Cl	H	304	3.030	A
30	H	HO ₃ S	H	H	336	1.175	A
31	H	NC	H	H	281	2.893	A
32	H	O ₂ N	F	H	319	2.975	A
33	F	H	F	H	292	3.009	A
34	O ₂ N	CH ₃	H	H	315	3.106	A

C₆H₅ denotes phenyl, nC₃H₇ denotes n-propyl

Example 35

5 N-(1-Benzyl-1H-benzimidazol-2-yl)-4-fluorobenzamide

MS: m/e = 346 (M+H)⁺.

Example 36

4-Fluoro-N-(1-phenyl-1H-benzimidazol-2-yl)-benzamide

MS: $m/e = 332 (M+H)^+$. HPLC: RT = 3.372 min (method A).

5

Example 37

4-Fluoro-N-(1-isopropyl-5-trifluoromethyl-1H-benzimidazol-2-yl)-benzamide

MS: $m/e = 366 (M+H)^+$. HPLC: RT = 3.435 min (method A).

10 Example 38

N-(1-Benzyl-5-trifluoromethyl-1H-benzimidazol-2-yl)-4-fluorobenzamide

MS: $m/e = 414 (M+H)^+$. HPLC: RT = 3.478 min (method A).

Example 39

15 N-(1-(2-(3,4-Dimethoxyphenyl)ethyl)-5-trifluoromethyl-1H-benzimidazol-2-yl)-4-fluorobenzamide

MS: $m/e = 488 (M+H)^+$. HPLC: RT = 3.420 min (method A).

Example 40

20 4-Fluoro-N-(1-(2-(pyridin-2-yl)ethyl)-5-trifluoromethyl-1H-benzimidazol-2-yl)-benzamide

MS: $m/e = 429 (M+H)^+$. HPLC: RT = 3.853 min (method A).

Example 41

25 4-Fluoro-N-(1-(2-hydroxyethyl)-5-nitro-1H-benzimidazol-2-yl)-benzamide

MS: $m/e = 345 (M+H)^+$. HPLC: RT = 2.691 min (method A).

Example 42

4-Fluoro-N-(1-(2-phenylethyl)-5-trifluoromethyl-1H-benzimidazol-2-yl)-benzamide

30 MS: $m/e = 428 (M+H)^+$. HPLC: RT = 3.534 min (method A).

Example 43

- N-(1-Cyanomethyl-1H-benzimidazol-2-yl)-4-fluorobenzamide
MS: $m/e = 295 (M+H)^+$. HPLC: RT = 2.983 min (method A).

Example 44

- 5 4-Fluoro-N-(5-nitro-1-phenyl-1H-benzimidazol-2-yl)-benzamide
MS: $m/e = 377 (M+H)^+$. HPLC: RT = 3.325 min (method A).

Example 45

- N-(5-Chloro-1-ethyl-1H-benzimidazol-2-yl)-4-fluorobenzamide
10 MS: $m/e = 318 (M+H)^+$. HPLC: RT = 3.339 min (method A).

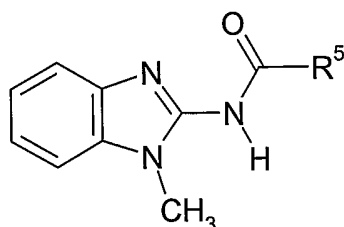
Example 46

- (2-(2-(4-Fluorobenzoylamino)-5-trifluoromethyl-1H-benzimidazol-1-yl)ethyl)carbamic acid tert-butyl ester
15 MS: $m/e = 467 (M+H)^+$. HPLC: RT = 3.374 min (method A).

Example 47

- 4-Fluoro-N-(1-methyl-5-trifluoromethyl-1H-benzimidazol-2-yl)-benzamide
MS: $m/e = 338 (M+H)^+$. HPLC: RT = 3.111 min (method A).
20

Example compounds of the formula Ih are listed in Table 2.



Ih

Table 2. Example compounds of formula Ih

Ex. no.	R ⁵	MS (M+H) ⁺	HPLC	Method
48	4-fluorophenyl	270	4.16	C
49	2,4-dimethyloxazol-5-yl	271	3.57	C
50	3-amino-5-methylpyrazin-2-yl (a)	283	2.66	C
51	2-cyclopropyl-4-methylthiazol-5-yl	312	4.54	C
52	5-amino-1-phenyl-1H-pyrazol-4-yl	333		
53	2,6-dimethyl-pyridin-3-yl (a)	281	2.67	C
54	3-amino-5,6-dimethylpyrazin-2-yl (a)	297	2.79	C
55	6-methylaminopyrazin-2-yl (a)	283	2.87	C
56	3-methylsulfonylamino-4-methylphenyl	359	1.94	B
57	2,4-dimethylphenyl	280	3.79	C
58	2,4-difluorophenyl	288	4.37	C
59	5-methylthiophen-2-yl	272	4.61	C
60	4-methylsulfanylphenyl	298	4.68	C
61	5-chlorothiophen-2-yl	292	5.17	C
62	6-dimethylamino-pyridin-3-yl (a)	296	2.81	C
63	3-methylsulfonylamino-phenyl	345	3.91	C
64	6-(morpholin-4-yl)pyridin-3-yl (a)	338	3.13	C
65	5,6,7,8-tetrahydroquinolin-3-yl (a)	307	3.03	C
66	6-methoxypyridin-3-yl (a)	283	4.16	C
67	2-methylthiazol-5-yl	273	3.93	C
68	3-(piperidin-1-yl)phenyl (a)	335	3.21	C
69	3-(4-methylpiperazin-1-yl)phenyl (a)	350	2.83	C
70	3-(morpholin-4-yl)phenyl (a)	337	3.96	C
71	3-(pyridin-4-ylamino)phenyl (a)	344	2.97	C
72	2-methyl-3H-benzimidazol-5-yl (a)	306	2.78	C
73	1-phenyl-5-trifluoromethyl-1H-pyrazol-4-yl	386	5.07	C

Ex. no.	R ⁵	MS (M+H) ⁺	HPLC	Method
74	2,5-dimethyl-1-(pyridin-4-ylmethyl)-1H-pyrrol-3-yl (a)	360	2.43	C
75	2,4-dimethylthiazol-5-yl	287	4.00	C
76	2-aminopyridin-3-yl (a)	268	2.79	C
77	6-methylpyridin-3-yl (a)	267	2.78	C
78	2-chloro-6-methylpyridin-3-yl (a)	301	3.81	C
79	6-methoxymethylpyridin-3-yl (a)	297	3.39	C
80	5-methylpyrazin-2-yl (a)	268	3.16	
81	3-aminopyrazin-2-yl (a)	269	2.58	C
82	1H-indol-6-yl	291	3.67	C
83	1H-indol-5-yl	291	3.42	C
84	1H-indol-4-yl	291	3.35	C
85	3-dimethylaminophenyl (a)	295	3.37	C
86	2,3-dichlorophenyl	320	4.68	C

(a) The compound was obtained as salt with trifluoroacetic acid.

Example compounds of the formula I_k are listed in Table 3.

5

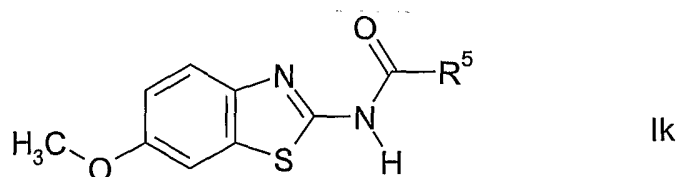


Table 3. Example compounds of formula I_k

Ex. no.	R ⁵	MS (M+H) ⁺	HPLC	Method
87	2,3-dichlorophenyl	353	3.15	A
88	2,3-dimethylphenyl	313	1.76	D

Ex. no.	R ⁵	MS (M+H) ⁺	HPLC	Method
89	2,4-dimethylphenyl	313	3.04	A
90	3-dimethylaminophenyl	328	1.89	D
91	3,4-dimethylphenyl	313	3.21	A
92	4-phenoxyphenyl	377	3.32	A
93	4-trifluoromethoxyphenyl	369	1.97	D
94	4-ethylsulfanylphenyl	345	1.95	D
95	6-chloropyridin-3-yl	320	2.03	D
96	2-hydroxy-6-methylpyridin-3-yl	316	1.54	D
97	6-methylpyridin-3-yl	300	1.73	D
98	1H-indol-4-yl	324	1.87	D
99	2,3-difluorophenyl	321	1.95	D
100	1H-benzimidazol-5-yl	325	1.71	D
101	1H-benzotriazol-5-yl	326	2.78	A
102	2-methylpyridin-3-yl (a)	300	2.70	A
103	3-acetylamino phenyl	342	1.82	D
104	4-bromo-2-methylphenyl	377	2.13	D
105	4-trifluoromethylsulfanylphenyl	385	2.19	D
106	4-chloro-2-fluorophenyl	337	2.07	D
107	4-isopropoxyphenyl	342	2.10	D
108	2,4-dimethylthiazol-5-yl	320	1.93	D
109	5-methyl-1-phenyl-1H-pyrazol-4-yl	365	1.96	D
110	5-methylpyrazin-2-yl	301	2.02	D
111	2,6-dimethoxypyridin-3-yl	346	2.27	D
112	2-chloro-6-methylpyridin-3-yl	334	1.98	D
113	4-methyl-2-phenylthiazol-5-yl	382	3.28	A
114	1-phenyl-5-trifluoromethyl-1H-pyrazol-4-yl	419	2.08	D
115	1H-indol-6-yl	324	3.00	A
116	6-trifluoromethylpyridin-3-yl	354	2.01	D
117	2-methyl-1H-benzimidazol-5-yl	339	1.67	D

Ex. no.	R ⁵	MS (M+H) ⁺	HPLC	Method
118	6-cyanopyridin-3-yl	311	1.94	D
119	benzo[1,2,3]thiadiazol-5-yl	343	2.98	A
120	5-(thiophen-2-yl)pyridin-3-yl (a)	368	3.15	A
121	benz[c]isoxazol-3-yl	326	1.62	A

(a) The compound was obtained as salt with formic acid.

Example 122

5 N-(6-Bromobenzothiazol-2-yl)-4-fluorobenzamide

MS: m/e = 351 (M+H)⁺. HPLC: RT = 3.26 min (method A).

Example 123

N-(5-Chlorobenzothiazol-2-yl)-4-fluorobenzamide

10 MS: m/e = 307 (M+H)⁺. HPLC: RT = 3.15 min (method A).

Example 124

N-(7-Chlorobenzothiazol-2-yl)-4-fluorobenzamide

MS: m/e = 307 (M+H)⁺. TLC: R_f = 0.45 (method G).

15

Example 125

N-(5-Chlorobenzoxazol-2-yl)-4-fluorobenzamide

MS: m/e = 291 (M+H)⁺. HPLC: RT = 2.984 min (method A).

20 Example 126

4-Fluoro-N-(quinolin-2-yl)-benzamide

MS: m/e = 267 (M+H)⁺. TLC: R_f = 0.49 (method E).

Determination of activation of eNOS transcription

25

Activation of eNOS transcription was determined as described in detail in Li et al., "Activation of protein kinase C alpha and/or epsilon enhances transcription of the human endothelial nitric oxide synthase gene", *Mol. Pharmacol.* 53 (1998) 630.

5 Briefly, a 3.5kB long fragment 5' of the starting codon of the eNOS gene was cloned, sequenced and cloned in firefly luciferase expression plasmids to monitor activation of the eNOS promoter by reporter gene activity. A human endothelial cell line stable transfected and expressing this promoter-reporter construct was used for compound testing. Cells were incubated for 18 h with compounds.

10

All compounds were dissolved in sterile dimethyl sulfoxide (DMSO). A final concentration of 0.5% DMSO in complete medium was allowed. Induction of reporter gene expression in these cells was measured using a standard luciferase assay system (Promega, Cat. No E150) according to the manufacturer's instructions.

15 Luciferase induction in cells incubated with compounds were compared to those incubated with solvent alone. The ratio of both activities (transcription induction ratio, TIR) was plotted as a function of compound concentration. Typically, TIR values started at low concentrations at a ratio of 1, indicating no compound effect, and extended up to a maximum TIR value TIR(max) which indicates the increase of the
20 eNOS transcription. EC₅₀ values of transcription induction ratios as a function of compound concentration were determined graphically.

The effect of compounds on eNOS-transcription was confirmed in a second assay based on eNOS protein detection. Primary human umbilical vein cord endothelial
25 cells (HUVEC) were isolated and cultivated according to standard procedures. Confluent cells were incubated with compounds for 18 h and the effect on eNOS protein expression determined by a quantitative Western blotting procedure. After compounds incubation, HUVEC were lysed in ice-cold lysis buffer containing 10 mM Tris-HCl, pH 8.0, 1% SDS and protease inhibitors. The lysate was subjected to a
30 standard denaturing polyacrylamide gel electrophoresis and blotted to nitrocellulose membranes. Using a specific primary monoclonal antibody (Transduction Laboratories, UK) and alkaline phosphatase labelled secondary

antibody (Jackson Labs), a specific eNOS protein band was visualized and quantified based on a chemifluorescence detection method.

The results obtained with example compounds of the invention are listed in Table 4.

5

Table 4. EC₅₀ values of transcription induction ratio

Compound of Example No.	EC ₅₀ [μ M]
1	0.028
4	<0.1
5	0.35
6	0.31
9	0.050
13	0.065
17	<0.1
20	<0.1
21	0.29
22	0.086
23	0.048
25	<0.1
29	0.084
33	0.079
34	0.18
48	0.21
90	12
91	0.34
95	1.6
98	0.027
99	0.020
100	0.92
103	0.016
107	0.84
112	7.6

Compound of Example No.	EC ₅₀ [μ M]
114	9.7
115	6.7
119	0.19
123	12
124	<0.1

The effect of the compounds of the invention can also be investigated in the following animal models (animal experiments are performed in accordance to the German
5 animal protection law and to the guidelines for the use of experimental animals as given by the Guide for the Care and Use of Laboratory Animals of the US National Institutes of Health).

Animals and Treatment (Experiments A - C)

10

ApoE and eNOS deficient mice (C57BL/6J background, Jackson Laboratory, Bar Harbor, Me) are used. All animals are 10 to 12 weeks of age and weigh 22 to 28 g. Three days before surgery mice are divided into 4 groups (apoE control, n = 10 to 12; apoE with test compounds, n = 10 to 12; eNOS control, n = 10 to 12; eNOS with test
15 compounds, n = 10 to 12) and receive either a standard rodent chow (containing 4 % fat and 0.001 % cholesterol; in the following designated as placebo group) or a standard rodent chow + test compound (10 or 30 mg/kg/d p.o.).

A. Anti-hypertensive effect in ApoE knockout mice

20

Blood-pressure is determined in conscious mice using a computerized tail-cuff system (Visitech Systems, Apex, Nc). After treatment of ApoE deficient mice and eNOS deficient mice with the test compounds the blood pressure is compared to the results obtained with a placebo treatment.

25

B. Inhibition of neointima formation and atherogenesis (femoral artery cuff)

After 3 day treatment of ApoE deficient mice with the respective compound, (10 mg/kg/d pressed in chow), animals are anesthetized with an intraperitoneal injection of pentobarbital (60 mg/kg) followed by an intramuscular injection of xylazin (2 mg/kg) and a cuff is placed around the femoral artery as described in Moroi et al. (J. Clin. Invest. 101 (1998) 1225). Briefly, the left femoral artery is dissected. A non-occlusive 2.0 mm polyethylene cuff made of PE-50 tubing (inner diameter 0.56 mm, outer diameter 0.965 mm, Becton Dickinson, Mountain View, Ca) is placed around the artery and tied in place with two 7-0 sutures. The right femoral artery is isolated from the surrounding tissues but a cuff is not placed. Treatment with the respective compound is continued for 14 days after surgery. Then the animals are sacrificed. The aorta are taken for determination of vascular eNOS expressions by quantitative western blotting. Both femoral arteries are harvested, fixed in formalin and embedded in paraffin. 20 cross sections (10 μ m) are cut from the cuffed portion of the left femoral artery and from the corresponding segment of the right artery. Sections are subjected to standard hematoxylin and eosin staining. Morphometric analyses are performed using an image analysis computer program (LeicaQWin, Leica Imaging Systems, Cambridge, GB). For each cross section the area of the lumen, the neointima and the media are determined. To this end, the neointima is defined as the area between the lumen and the internal elastic lamina and the media is defined as the area between the internal and the external elastic lamina. The ratio between the area of the neointima and the area of the media is expressed as the neointima/media ratio. The results obtained in the compound group are compared to those obtained in the placebo group.

25

C. Prevention of atherosclerotic plaque formation in chronic treatment

ApoE deficient mice are treated for 16 weeks with the respective compound pressed in chow and finally sacrificed. Aortas are removed from each mouse, fixed in formalin and embedded in paraffin. Plaque formation is measured via lipid lesions formation in the aortas (from aortic arch to diaphragm) and is analyzed by oil red O staining. For quantifying the effect of the respective compound on vascular eNOS expression the

30

femoral arteries are used in this experiment. The results obtained in the compound group are compared to those obtained in the placebo group.

D. Improvement of coronary function in diseased ApoE deficient mice

5

Old Male wild-type C57BL/6J mice (Charles River Wiga GmbH, Sulzfeld), and apoE deficient mice (C57BL/6J background, Jackson Laboratory, Bar Harbor, Me) 6 month of age and weighing 28 to 36 g are used in the experiments. Mice are divided into 3 groups (C57BL/6, n = 8; apoE control, n = 8; apoE with respective compound, n = 8) and receive for 8 weeks either a standard rodent chow (containing 4 % fat and 0.001 % cholesterol) or a standard rodent chow + respective compound (30 mg/kg/d p.o.). Mice are anesthetized with sodium pentobarbitone (100 mg/kg i.p.), and the hearts are rapidly excised and placed into ice-cold perfusion buffer. The aorta is cannulated and connected to a perfusion apparatus (Hugo Sachs Electronics, Freiburg,

15

Germany) which is started immediately at a constant perfusion pressure of 60 mm Hg. Hearts are perfused in a retrograde fashion with modified Krebs bicarbonate buffer, equilibrated with 95 % O₂ and 5 % CO₂ and maintained at 37.5 °C.

20

A beveled small tube (PE 50) is passed through a pulmonary vein into the left ventricle and pulled through the ventricular wall, anchored in the apex by a fluted end, and connected to a tip-micromanometer (Millar 1.4 French). The left atrium is cannulated through the same pulmonary vein and the heart switched to the working mode with a constant preload pressure of 10 mm Hg and an afterload pressure of 60 mm Hg. Aortic outflow and atrial inflow are continuously measured using ultrasonic flow probes (HSE/Transonic Systems Inc.). Coronary flow is calculated as the difference between atrial flow and aortic flow. All hemodynamic data are digitized at a sampling rate of 1000 Hz and recorded with a PC using specialized software (HEM, Notocord).

25

Hearts are allowed to stabilize for 30 min. All functional hemodynamic data are measured during steady state, and during volume- and pressure loading.

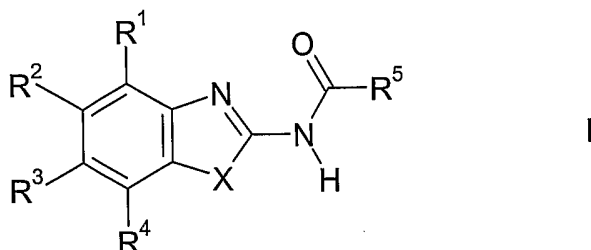
30

Left ventricular function curves are constructed by varying pre-load pressure. For acquisition of preload curves, afterload is set at 60 mm Hg and preload is adjusted in

5 mm Hg steps over a range of 5 to 25 mm Hg. Hearts are allowed to stabilize at baseline conditions between pressure- and volume-loading.

Patent Claims

1. A compound of the formula I,



5

in any of its stereoisomeric forms or a mixture thereof in any ratio, or a pharmaceutically acceptable salt thereof, wherein in the formula I:

10 R¹ and R⁴ are independently from each other selected from the group consisting of: H; unsubstituted and at least monosubstituted C₁-C₁₀-alkyl, C₂-C₁₀-alkenyl and C₂-C₁₀-alkynyl, the substituents of which are selected from the group consisting of F, OH, C₁-C₈-alkoxy, C₁-C₈-alkylmercapto, -CN, COOR⁶, CONR⁷R⁸, and unsubstituted and at least monosubstituted phenyl and heteroaryl where the substituents of the
 15 phenyl and heteroaryl groups are selected from the group consisting of halogens, -CN, C₁-C₃-alkyl, C₁-C₃-alkoxy and CF₃; unsubstituted and at least monosubstituted phenyl and heteroaryl the substituents of which are selected from the group consisting of halogens, -CN, C₁-C₃-alkyl, C₁-C₃-alkoxy and CF₃; COR⁹; CONR¹⁰R¹¹;
 COOR¹²; CF₃; halogens; -CN; NR¹³R¹⁴; OR¹⁵; S(O)_mR¹⁶; SO₂NR¹⁷R¹⁸; and NO₂;

20

R² and R³ are independently from each other selected from the group consisting of: H; halogens; -CN; unsubstituted and at least monosubstituted C₁-C₁₀-alkyl the substituents of which are selected from the group consisting of OH, phenyl, and heteroaryl; OH; C₁-C₁₀-alkoxy; phenoxy; S(O)_mR¹⁹; CF₃; -CN; NO₂; C₁-C₁₀-
 25 alkylamino; di(C₁-C₁₀-alkyl)amino; (C₁-C₆-alkyl)-CONH-; unsubstituted and at least monosubstituted phenyl-CONH- and phenyl-SO₂-O- the substituents of which are selected from the group consisting of halogens, -CN, methyl and methoxy; C₁-C₆-alkyl-SO₂-O-; unsubstituted and at least monosubstituted (C₁-C₆-alkyl)-CO- the

substituents of which are selected from the group consisting of F, di(C₁-C₃-alkyl)amino, pyrrolidinyl and piperidinyl; and phenyl-CO- the phenyl part of which is unsubstituted or at least monosubstituted by substituents selected from the group consisting of C₁-C₃-alkyl, halogens and methoxy;

5

R⁵ is a group Ar or a group Hetar both of which are unsubstituted or carry one or more identical or different substituents selected from the group consisting of:

halogens; -CN; NH₂; unsubstituted and at least monosubstituted C₁-C₁₀-alkyl, C₂-C₁₀-alkenyl, C₂-C₁₀-alkynyl, C₁-C₁₀-alkoxy, C₁-C₁₀-alkylamino and di(C₁-C₁₀-alkyl)amino,

10 the substituents of which are selected from the group consisting of F, OH, C₁-C₈-alkoxy, aryloxy, C₁-C₈-alkylmercapto, NH₂, C₁-C₈-alkylamino and di(C₁-C₈-alkyl)amino; C₃-C₅-alkandiyl; phenyl; heteroaryl; aryl-substituted or heteroaryl-

substituted C₁-C₄-alkyl; CF₃; NO₂; OH; phenoxy; benzyloxy; (C₁-C₁₀-alkyl)-COO-;

S(O)_mR²⁰; SH; phenylamino; benzylamino; (C₁-C₁₀-alkyl)-CONH-; (C₁-C₁₀-alkyl)-CO-

15 N(C₁-C₄-alkyl)-; phenyl-CONH-; phenyl-CO-N(C₁-C₄-alkyl)-; heteroaryl-CONH-;

heteroaryl-CO-N(C₁-C₄-alkyl)-; (C₁-C₁₀-alkyl)-CO-; phenyl-CO-; heteroaryl-CO-;

CF₃-CO-; -OCH₂O-; -OCF₂O-; -OCH₂CH₂O-; -CH₂CH₂O-; COOR²¹; CONR²²R²³;

C(NH)-NH₂; SO₂NR²⁴R²⁵; R²⁶SO₂NH-; R²⁷SO₂N(C₁-C₆-alkyl)-; and a residue of a

saturated or at least monounsaturated aliphatic, monocyclic 5-membered to 7-

20 membered heterocycle containing 1, 2 or 3 heteroatoms selected from the group consisting of N, O and S, which heterocycle can be substituted by one or more

substituents selected from the group consisting of halogens, C₁-C₃-alkyl, C₁-C₃-

alkoxy, OH, oxo and CF₃, where said heterocycle can optionally be condensed to the said group Ar or the said group Hetar; wherein all aryl, heteroaryl, phenyl, aryl-

25 containing, heteroaryl-containing and phenyl-containing groups, which are optionally present in the said substituents of the said group Ar or the said group Hetar, can be

substituted by one or more substituents selected from the group consisting of

halogens, -CN, C₁-C₃-alkyl, OH, C₁-C₃-alkoxy, and CF₃;

30 R⁶ is selected from the group consisting of:

H; C₁-C₁₀-alkyl which can be substituted by one or more substituents selected from the group consisting of F, C₁-C₈-alkoxy and di(C₁-C₈-alkyl)amino; aryl-(C₁-C₄-alkyl)-

and heteroaryl-(C₁-C₄-alkyl)- both of which can be substituted by one or more substituents selected from the group consisting of halogens, C₁-C₄-alkyl, C₁-C₄-alkoxy and di(C₁-C₆-alkyl)amino;

- 5 R⁷ is selected from the group consisting of:
H; C₁-C₁₀-alkyl which can be substituted by one or more substituents selected from the group consisting of F, C₁-C₈-alkoxy, di(C₁-C₈-alkyl)amino and phenyl; phenyl; indanyl; and heteroaryl; wherein each of the aromatic groups can be unsubstituted or carry one or more substituents selected from the group consisting of halogens, -CN,
10 C₁-C₃-alkyl, C₁-C₃-alkoxy and CF₃;

R⁸ is H or C₁-C₁₀-alkyl;

R⁹ is selected from the group consisting of:

- 15 C₁-C₁₀-alkyl which can be substituted by one or more substituents from the group consisting of F, C₁-C₄-alkoxy and di(C₁-C₃-alkyl)amino; and unsubstituted and at least monosubstituted phenyl and heteroaryl the substituents of which are selected from the group consisting of C₁-C₃-alkyl, C₁-C₃-alkoxy, halogens, -CN and CF₃;

- 20 R¹⁰, independently from R⁷, is defined as R⁷;

R¹¹, independently from R⁸, is defined as R⁸;

R¹², independently from R⁶, is defined as R⁶;

25

R¹³ is selected from the group consisting of:

- H; C₁-C₆-alkyl; unsubstituted and substituted phenyl, benzyl, heteroaryl, (C₁-C₆-alkyl)-CO-, phenyl-CO-, and heteroaryl-CO-, the substituents of which are selected from the group consisting of halogens, -CN, C₁-C₃-alkyl, C₁-C₃-alkoxy and CF₃, wherein
30 one or more of these substituents can be present;

R¹⁴, independently from R¹³, is defined as R¹³;

R¹⁵ is selected from the group consisting of:

H; C₁-C₁₀-alkyl; (C₁-C₃-alkoxy)-C₁-C₃-alkyl- and substituted and unsubstituted benzyl,
phenyl and heteroaryl, the substituents of which are selected from the group
5 consisting of halogens, -CN, C₁-C₃-alkyl, C₁-C₃-alkoxy and CF₃, wherein one or more
of these substituents can be present;

R¹⁶ is selected from the group consisting of:

C₁-C₁₀-alkyl which can be substituted by one or more substituents selected from the
10 group consisting of F, OH, C₁-C₈-alkoxy, aryloxy, C₁-C₈-alkylmercapto, C₁-C₈-
alkylamino and di(C₁-C₈-alkyl)amino; CF₃; and substituted and unsubstituted phenyl
and heteroaryl, the substituents of which are selected from the group consisting of
halogens, -CN, C₁-C₃-alkyl, C₁-C₃-alkoxy and CF₃, wherein one or more of these
substituents can be present;

15

R¹⁷, independently from R⁷, is defined as R⁷;

R¹⁸, independently from R⁸, is defined as R⁸;

20 R¹⁹, independently from R¹⁶, is defined as R¹⁶;

R²⁰, independently from R¹⁶, is defined as R¹⁶;

R²¹, independently from R⁶, is defined as R⁶;

25

R²², independently from R⁷, is defined as R⁷;

R²³, independently from R⁸, is defined as R⁸;

30 R²⁴, independently from R⁷, is defined as R⁷;

R²⁵, independently from R⁸, is defined as R⁸;

R^{26} , independently from R^{16} , is defined as R^{16} ;

R^{27} , independently from R^{16} , is defined as R^{16} ;

5 .

R^{30} is selected from the group consisting of: H; unsubstituted and at least monosubstituted C_1 - C_{10} -alkyl, C_2 - C_{10} -alkenyl and C_2 - C_{10} -alkynyl, the substituents of which are selected from the group consisting of F, OH, C_1 - C_8 -alkoxy, C_1 - C_8 -alkylmercapto, -CN, $COOR^{31}$, $CONR^{32}R^{33}$, $NR^{34}R^{35}$, $(C_1$ - C_8 -alkyl)-CONH-, $(C_1$ - C_8 -alkoxy)-CONH-, benzyloxy-CONH- and unsubstituted and at least monosubstituted phenyl and heteroaryl where the substituents of the phenyl and heteroaryl groups are selected from the group consisting of halogens, -CN, C_1 - C_3 -alkyl, C_1 - C_3 -alkoxy and CF_3 ; and unsubstituted and at least monosubstituted phenyl and heteroaryl the substituents of which are selected from the group consisting of halogens, -CN, C_1 - C_3 -alkyl, C_1 - C_3 -alkoxy and CF_3 ;

10
15

R^{31} , independently from R^6 , is defined as R^6 ;

R^{32} , independently from R^7 , is defined as R^6 ;

20

R^{33} , independently from R^8 , is defined as R^6 ;

R^{34} , independently from R^6 , is defined as R^6 ;

25 R^{35} , independently from R^6 , is defined as R^6 ;

X is selected from the group consisting of NR^{30} , S, O, CH=CH, N=CH and CH=N;

heteroaryl is a residue of a 5-membered to 10-membered, aromatic, monocyclic or bicyclic heterocycle containing one or more heteroatoms selected from the group consisting of N, O and S;

30

the group Hetar is a residue of a 5-membered to 10-membered, aromatic, monocyclic or bicyclic heterocycle containing one or more heteroatoms selected from the group consisting of N, O and S;

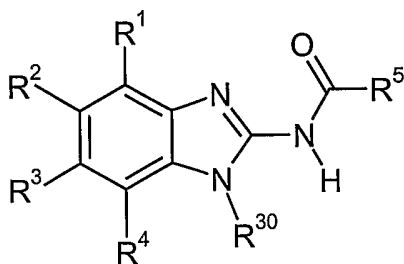
5 aryl is phenyl, naphth-1-yl or naphth-2-yl;

the group Ar is phenyl, naphth-1-yl or naphth-2-yl;

m is 0, 1 or 2.

10

2. A compound of the formula Ia

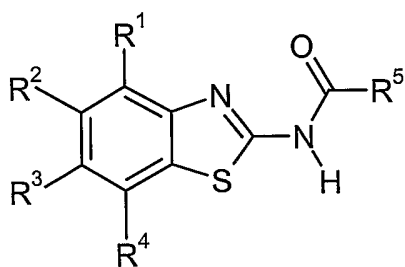


Ia

15 wherein R¹, R², R³, R⁴ and R⁵ are defined as in claim 1 and R³⁰ is methyl, in any of its stereoisomeric forms or a mixture thereof in any ratio, or a pharmaceutically acceptable salt thereof.

3. A compound of the formula Ic

20

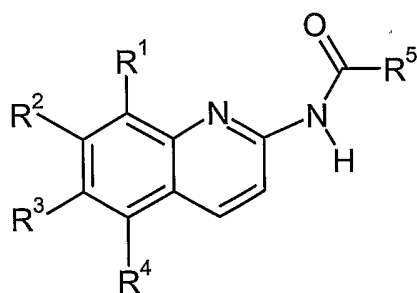


Ic

wherein R^1 , R^2 , R^3 , R^4 and R^5 are defined as in claim 1, in any of its stereoisomeric forms or a mixture thereof in any ratio, or a pharmaceutically acceptable salt thereof.

5

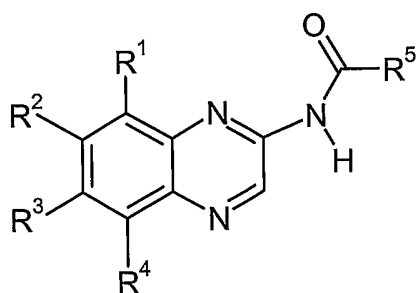
4. A compound of the formula Id



Id

10 wherein R^1 , R^2 , R^3 , R^4 and R^5 are defined as claim 1, in any of its stereoisomeric forms or a mixture thereof in any ratio, or a pharmaceutically acceptable salt thereof.

5. A compound of the formula Ie



Ie

wherein R¹, R², R³, R⁴ and R⁵ are defined as in claim 1, in any of its stereoisomeric forms or a mixture thereof in any ratio, or a pharmaceutically acceptable salt thereof.

5

6. A compound of the formula I as defined in one or more of claims 1 to 5, in any of its stereoisomeric forms or a mixture thereof in any ratio, or a pharmaceutically acceptable salt thereof, wherein R¹ and R⁴ are independently from one another selected from the group consisting of H, halogens and C₁-C₄-alkyl, and R² and R³ are
10 independently from one another selected from the group consisting of H, halogens and C₁-C₄-alkyl.

7. A compound of the formula I as defined in one or more of claims 1 to 6, in any of its stereoisomeric forms or a mixture thereof in any ratio, or a pharmaceutically
15 acceptable salt thereof, wherein R⁵ is phenyl or a group Heter both of which are unsubstituted or carry one or more identical or different substituents selected from the group consisting of: halogens; -CN; NH₂; unsubstituted and at least monosubstituted C₁-C₆-alkyl, C₂-C₆-alkenyl, C₂-C₆-alkynyl, C₁-C₃-alkoxy, C₁-C₄-alkylamino and di(C₁-C₄-alkyl)amino, the substituents of which are selected from the
20 group consisting of F, C₁-C₃-alkoxy, C₁-C₃-alkylmercapto and NH₂; C₃-C₅-alkandiyl; phenyl; heteroaryl; phenyl-substituted or heteroaryl-substituted C₁-C₂-alkyl; CF₃; OH; (C₁-C₄-alkyl)-COO; S(O)_m-(C₁-C₄-alkyl); (C₁-C₄-alkyl)-CONH-; (C₁-C₄-alkyl)-CON(C₁-C₄-alkyl)-; (C₁-C₄-alkyl)-CO-; phenyl-CO-; heteroaryl-CO-; CF₃-CO-; -OCH₂O-; -OCF₂O-; -OCH₂CH₂O-; -CH₂CH₂O-; COO(C₁-C₆-alkyl); -CONH₂; -CONH(C₁-C₄-alkyl); -
25 SO₂NH(phenyl); -SO₂N(di(C₁-C₄-alkyl)); (C₁-C₄-alkyl)-SO₂NH-; (C₁-C₄-alkyl)-

SO₂N(C₁-C₄-alkyl)-; and a residue of a saturated or at least monounsaturated aliphatic, mononuclear 5-membered to 7-membered heterocycle containing 1, 2 or 3 heteroatoms selected from the group consisting of N, O and S, which heterocycle can be substituted by one or more substituents selected from the group consisting of halogens, C₁-C₃-alkyl, C₁-C₃-alkoxy, OH, oxo and CF₃, where said heterocycle can optionally be condensed to the said phenyl or the said group Hetar; wherein all heteroaryl, phenyl, heteroaryl-containing and phenyl-containing groups, which are optionally present in the said substituents of the said phenyl or the said group Hetar, can be substituted by one or more substituents selected from the group consisting of halogens, -CN, C₁-C₃-alkyl, OH, C₁-C₃-alkoxy, and CF₃.

8. A compound of the formula I as defined in one or more of claims 1 to 7, in any of its stereoisomeric forms or a mixture thereof in any ratio, or a pharmaceutically acceptable salt thereof, for use as pharmaceutical.

9. A pharmaceutical preparation, comprising an effective dose of at least one compound of the formula I as defined in one or more of claims 1 to 7, in any of its stereoisomeric forms or a mixture thereof in any ratio, and/or a pharmaceutically acceptable salt thereof and a pharmaceutically acceptable carrier.

10. The use of a compound of the formula I as defined in one or more of claims 1 to 7, in any of its stereoisomeric forms or a mixture thereof in any ratio, or a pharmaceutically acceptable salt thereof, for the manufacture of a medicament for the stimulation of the expression of endothelial NO synthase.

11. The use of a compound of the formula I as defined in one or more of claims 1 to 7, in any of its stereoisomeric forms or a mixture thereof in any ratio, or a pharmaceutically acceptable salt thereof, for the manufacture of a medicament for the treatment of cardiovascular diseases, stable or unstable angina pectoris, coronary heart disease, Prinzmetal angina, acute coronary syndrome, heart failure, myocardial infarction, stroke, thrombosis, peripheral artery occlusive disease, endothelial dysfunction, atherosclerosis, restenosis, endothel damage after PTCA,

hypertension, essential hypertension, pulmonary hypertension, secondary hypertension, renovascular hypertension, chronic glomerulonephritis, erectile dysfunction, ventricular arrhythmia, diabetes, diabetes complications, nephropathy, retinopathy, angiogenesis, asthma bronchiale, chronic renal failure, cirrhosis of the
5 liver, osteoporosis, restricted memory performance or a restricted ability to learn, or for the lowering of cardiovascular risk of postmenopausal women or of women taking contraceptives.

INTERNATIONAL SEARCH REPORT

International Application No
PCT/EP 03/08102

A. CLASSIFICATION OF SUBJECT MATTER
 IPC 7 A61K31/4184 C07D235/30 C07D401/06 C07D413/12 C07D403/12
 C07D417/12 C07D409/12 C07D401/12 C07D277/82 A61P9/00

According to International Patent Classification (IPC) or to both national classification and IPC

B. FIELDS SEARCHED
 Minimum documentation searched (classification system followed by classification symbols)
 IPC 7 A61K C07D A61P

Documentation searched other than minimum documentation to the extent that such documents are included in the fields searched

Electronic data base consulted during the international search (name of data base and, where practical, search terms used)
 EPO-Internal, BEILSTEIN Data, CHEM ABS Data, WPI Data

C. DOCUMENTS CONSIDERED TO BE RELEVANT

Category °	Citation of document, with indication, where appropriate, of the relevant passages	Relevant to claim No.
X	WO 01 83427 A (WAKABAYASHI KENJI ;FUKUDA CHIE (JP); SANKYO CO (JP); AMEMIYA YOSHI) 8 November 2001 (2001-11-08) RN: 372094-51-4 & DATABASE CAPLUS 'Online! CHEMICAL ABSTRACTS SERVICE, COLUMBUS, OHIO, US; abstract	2,9
X	WO 02 34711 A (BABU YARLAGADDA S ;CHAND POORAN (US); EL KATTAN YAHYA (US); KOTIAN) 2 May 2002 (2002-05-02) Compounds 133ac (page 234), 134ac (page 241)	2,9

Further documents are listed in the continuation of box C. Patent family members are listed in annex.

° Special categories of cited documents:

A document defining the general state of the art which is not considered to be of particular relevance	*T* later document published after the international filing date or priority date and not in conflict with the application but cited to understand the principle or theory underlying the invention
E earlier document but published on or after the international filing date	*X* document of particular relevance; the claimed invention cannot be considered novel or cannot be considered to involve an inventive step when the document is taken alone
L document which may throw doubts on priority claim(s) or which is cited to establish the publication date of another citation or other special reason (as specified)	*Y* document of particular relevance; the claimed invention cannot be considered to involve an inventive step when the document is combined with one or more other such documents, such combination being obvious to a person skilled in the art.
O document referring to an oral disclosure, use, exhibition or other means	*G* document member of the same patent family
P document published prior to the international filing date but later than the priority date claimed	

Date of the actual completion of the international search 24 November 2003	Date of mailing of the international search report 02/12/2003
---	--

Name and mailing address of the ISA European Patent Office, P.B. 5818 Patentlaan 2 NL - 2280 HV Rijswijk Tel. (+31-70) 340-2040, Tx. 31 651 epo nl, Fax: (+31-70) 340-3016	Authorized officer Usuelli, A
--	--------------------------------------

INTERNATIONAL SEARCH REPORT

International Application No

PCT/EP 03/08102

C.(Continuation) DOCUMENTS CONSIDERED TO BE RELEVANT

Category °	Citation of document, with indication, where appropriate, of the relevant passages	Relevant to claim No.
X	WO 00 27819 A (MANLEY PAUL WILLIAM ;NOVARTIS AKTIENGESELLSCHAFT (CH); BRUEGGEN JO) 18 May 2000 (2000-05-18) page 61, compound 8.12 claim 1 ---	2,9
X	DATABASE ZCAPLUS 'Online! KHRISTICH, B.I.; ET AL.: "Benzimidazole derivatives. XXXII.Synthesis and transformations of 2-amino-3-acyl-1-methylbenzimidazolium" retrieved from STN, accession no. 1975:43256 Database accession no. 82:43256 XP002217425 RNs:54513-29-0 and 54513-27-8 abstract & KHIM.GETEROTSIKL.SOEDIN., vol. 10, 1974, pages 1398-1401, ---	2
X	DATABASE CROSSFIRE BEILSTEIN 'Online! Beilstein Institut zur Förderung der Chemischen Wissenschaften, Frankfurt am Main, DE; Database accession no. 923029 XP002217426 abstract & CHEM.HETEROCYCL.COMD. (ENG. TRANSL.), vol. 10, 1974, pages 1225-1227, ---	2
X	DATABASE CROSSFIRE BEILSTEIN 'Online! Beilstein Institut zur Förderung der Chemischen Wissenschaften, Frankfurt am Main, DE; Database accession no. 837542 XP002217427 abstract & J. GEN. CHEM. USSR (ENGL. TRANSL.), vol. 32, 1962, page 2194 ---	2
X	DATABASE CROSSFIRE BEILSTEIN 'Online! Beilstein Institut zur Förderung der Chemischen Wissenschaften, Frankfurt am Main, DE; Database accession no. 925285 XP002217428 abstract & CHEM.HETEROCYCL.COMPD. (ENG. TRANSL.), vol. 10, 1974, pages 1225-1227, ---	2

-/--

INTERNATIONAL SEARCH REPORT

International Application No

PCT/EP 03/08102

C.(Continuation) DOCUMENTS CONSIDERED TO BE RELEVANT		
Category °	Citation of document, with indication, where appropriate, of the relevant passages	Relevant to claim No.
X	<p>DATABASE CROSSFIRE BEILSTEIN 'Online! Beilstein Institut zur Förderung der Chemischen Wissenschaften, Frankfurt am Main, DE; Database accession no. 617400 XP002217429 abstract & J.HETEROCYCL.CHEM., vol. 25, 1988, pages 931-935, ---</p>	2
X	<p>DATABASE CROSSFIRE BEILSTEIN 'Online! Beilstein Institut zur Förderung der Chemischen Wissenschaften, Frankfurt am Main, DE; Database accession no. 5965541 XP002217430 abstract & SYNTH.COMMUN., vol. 18, no. 16-17, 1988, pages 1995-2002, ---</p>	2
X	<p>DATABASE CROSSFIRE BEILSTEIN 'Online! Beilstein Institut zur Förderung der Chemischen Wissenschaften, Frankfurt am Main, DE; Database accession no. 5973047 XP002217431 abstract & SYNTH.COMMUN., vol. 18, no. 16-17, 1988, pages 1995-2002, ---</p>	2
X	<p>DATABASE CROSSFIRE BEILSTEIN 'Online! Beilstein Institut zur Förderung der Chemischen Wissenschaften, Frankfurt am Main, DE; Database accession no. 5978659 XP002217432 abstract & SYNTH.COMMUN., vol. 18, no. 16-17, 1988, pages 1995-2002, ---</p>	2
X	<p>DATABASE CROSSFIRE BEILSTEIN 'Online! Beilstein Institut zur Förderung der Chemischen Wissenschaften, Frankfurt am Main, DE; Database accession no. 3558042 XP002217433 abstract & CHEM.HETEROCYCL.COMPD. (ENGL.TRANSL), vol. 25, no. 2, 1989, page 229 ---</p>	2
E	<p>WO 02 064146 A (AVENTIS PHARMA GMBH) 22 August 2002 (2002-08-22) page 3, line 17 -page 3, line 25 ---</p> <p style="text-align: center;">-/--</p>	2,6-11

INTERNATIONAL SEARCH REPORT

International Application No

PCT/EP 03/08102

C.(Continuation) DOCUMENTS CONSIDERED TO BE RELEVANT

Category °	Citation of document, with indication, where appropriate, of the relevant passages	Relevant to claim No.
A	<p>LAUFS U ET AL: "UPREGULATION OF ENDOTHELIAL NITRIC OXIDE SYNTHASE BY HMG COA REDUCTASE INHIBITORS" CIRCULATION, AMERICAN HEART ASSOCIATION, DALLAS, TX, US, vol. 97, no. 12, 1998, pages 1129-1135, XP000870148 ISSN: 0009-7322 the whole document</p>	2,6-11
A	<p>----- DATABASE CROSSFIRE BEILSTEIN 'Online! Beilstein Institut zur Förderung der Chemischen Wissenschaften, Frankfurt am Main, DE; Database accession no. 31710 XP002217434 abstract & ZH.OBSHCH.KHIM., vol. 14, 1944, page 315</p>	2
A	<p>----- DATABASE CROSSFIRE BEILSTEIN 'Online! Beilstein Institut zur Förderung der Chemischen Wissenschaften, Frankfurt am Main, DE; Database accession no. 748697 XP002217435 abstract & CHEM.BER., vol. 105, 1972, pages 813-819,</p>	2
A	<p>----- DATABASE CROSSFIRE BEILSTEIN 'Online! Beilstein Institut zur Förderung der Chemischen Wissenschaften, Frankfurt am Main, DE; Database accession no. 763346 XP002217436 abstract & J.HETR.CHEM., vol. 16, 1979, pages 321-324,</p>	2
A	<p>----- DATABASE CROSSFIRE BEILSTEIN 'Online! Beilstein Institut zur Förderung der Chemischen Wissenschaften, Frankfurt am Main, DE; Database accession no. 235421 XP002217437 abstract & J.AMER.CHEM.SOC., vol. 70, 1948, page 2572</p>	2

INTERNATIONAL SEARCH REPORT

Information on patent family members

International Application No

PCT/EP 03/08102

Patent document cited in search report	A	Publication date	Patent family member(s)	Publication date
WO 0183427	A	08-11-2001	AU 5261201 A	12-11-2001
			BR 0110428 A	17-06-2003
			CA 2407587 A1	08-11-2001
			CN 1440383 T	03-09-2003
			CZ 20023562 A3	12-03-2003
			EP 1277729 A1	22-01-2003
			HU 0301146 A2	28-08-2003
			WO 0183427 A1	08-11-2001
			JP 2002332266 A	22-11-2002
			NO 20025142 A	27-12-2002
			US 2003134859 A1	17-07-2003
<hr/>				
WO 0234711	A	02-05-2002	AU 1339302 A	06-05-2002
			CA 2426430 A1	02-05-2002
			WO 0234711 A1	02-05-2002
<hr/>				
WO 0027819	A	18-05-2000	DE 19910396 A1	07-09-2000
			AU 1045400 A	29-05-2000
			BG 105588 A	30-04-2002
			BR 9915553 A	14-08-2001
			CA 2350208 A1	18-05-2000
			CN 1325384 T	05-12-2001
			CZ 20011631 A3	17-10-2001
			EE 200100258 A	16-12-2002
			WO 0027819 A2	18-05-2000
			EP 1129074 A2	05-09-2001
			HU 0104425 A2	28-03-2002
			JP 2002529452 T	10-09-2002
			NO 20012245 A	10-07-2001
			PL 348349 A1	20-05-2002
			SK 6072001 A3	07-01-2002
			TR 200101307 T2	21-05-2002
			AU 758230 B2	20-03-2003
			AU 1381100 A	29-05-2000
			BR 9915210 A	24-07-2001
			CA 2346898 A1	18-05-2000
			CN 1331680 T	16-01-2002
			CZ 20011615 A3	15-08-2001
			WO 0027820 A1	18-05-2000
			EP 1129075 A1	05-09-2001
			HU 0104188 A2	28-03-2002
			JP 2002529453 T	10-09-2002
			NO 20011894 A	04-07-2001
			NZ 511339 A	25-07-2003
			PL 347589 A1	08-04-2002
			SK 6282001 A3	11-09-2001
			TR 200101237 T2	21-08-2001
			US 2003064992 A1	03-04-2003
US 2002019414 A1	14-02-2002			
ZA 200104673 A	09-09-2002			
<hr/>				
WO 02064146	A	22-08-2002	CA 2437966 A1	22-08-2002
			EE 200300368 A	15-10-2003
			WO 02064146 A1	22-08-2002
			EP 1361882 A1	19-11-2003
			NO 20033546 A	24-09-2003
			US 2003022939 A1	30-01-2003